

SPRING 2025

MANUFACTURERS OF QUALITY FARM EQUIPMENT AND REPLACEMENT PARTS SINCE 1977

SHOUP[®]

CALL TOLL FREE
1.800.627.6137

ORDER ONLINE
SHOUPPARTS.COM

IROQUOIS COUNTY, IL
MATT KOESTER

WE ARE SHOUP.™

3 STUART DRIVE, KANKAKEE, IL 60901 WWW.SHOUPPARTS.COM



**MEET
THE FAMILY**
THEIR STORY, INSIDE

In the 1800s, Central Illinois was made up of marshes and swampland unfit for agriculture. Dredging projects alleviated this issue and many people moved to the area to try their hands at farming.

Matt Koester's great grandparents did exactly that after emigrating from northern Germany to Iroquois County. Today the Koester family farms that same ground, and Matt is the last member to still be in the field.

Today Matt grows mostly corn and soybeans, but as a kid his family raised chickens. The area once hosted a large dairy industry but is now primarily grain operations.

"The speed of everything has changed quite a bit. Now you see guys who can pick a couple hundred acres a day, where that would take people two weeks thirty years ago," said Matt.

At the age of 22, Matt was working at an implement dealer when he learned Shoup Manufacturing was hiring a parts clerk. He got the job and worked the counter in downtown Kankakee helping farmers get their parts. "We didn't have computers yet, so I had to find the parts by hand. I had to memorize the bin location and part numbers, which was upwards of 7,000 parts at the time," said Matt.

Nowadays, Matt works in customer service and answers questions about parts and installation like what foot pounds of torque is needed, or if the parts are left-hand or right-hand threads. He enjoys working directly with the customers and is vital in providing quality parts at a fair price.

If issues arise on an order, Matt's the guy you want to talk to. "We take a lot of feedback from farmers. I document what I hear, I get photos from the customer and other details, then I forward that on to our engineers who can fix any issue," said Matt.

Matt spends much of his time traveling the country attending trade shows. "It's one of the great ways to meet people. We can have face-to-face contact, hand them a catalog, and that's how we kick off the relationship," said Matt. "People thumb through the catalog and find a part they need, look at the price and ask, 'what's the cost of freight?' and a lot of times the answer is 'if it's over \$200 it's free.' Most people try one order, get their parts in a couple of days, and when it works well, they're a customer for life."

Matt is a customer too. "I order a lot of tillage parts and cultivator sweeps," said Matt. "When I rebuild the planter, I do all my seed disc openers, and the scrapers. In the fall I order subsoiler points and filters."

The future of the Koester operation seems assured. After thirty years of working for Shoup, Matt plans to stay on until retirement. Matt's son-in-law has voiced interest in farming. "We'll still be small scale," said Matt. "That fits well with the equipment we have."

Farmers like Matt have been trusting Shoup for over four decades to keep their farm running. Matt's farming knowledge and Shoup expertise have helped generations of farmers find quality parts at fair price. Exceptional customer service and quality parts delivered right to your farm – it's who we are. We are Shoup.



New for Spring 2025



SHOUP® Replacement Unit Shanks for Kinze 3000, 3005 Series Planters

Order No.	Description - Fits Models	Replaces Kinze No.	SHOUP Savings Price
SH20158	Pull Unit Shank.	GA10157	329.95 ea.
SH36299	Push Unit Shank.	GA10161, GA26297	409.95 ea.



SHOUP® Vacuum Meters for John Deere Planters

Order No.	Description - Fits Models	Replaces John Deere No.	
SH17445	Vac Meter, less seed plate. ME2, Plus, XP. Order (1) SH52586 seed plate for soybeans, (1) SH61071 kit per meter for corn.	AA97445	269.95 ea.
SH17446	Vac Meter with eSet installed. ME2, Plus, XP.		399.95 ea.



Dual fill to single fill meter conversion kit

Converts early fiberglass boxes with 2 meter fill holes to the new style single fill meter. Includes vac meter, 1.6 bushel hopper, lid and mounting hardware.

SH17447	Meter Conversion Kit. ME2. Order (1) SH52586 seed plate for soybeans, (1) SH61071 kit per meter for corn.		389.95 ea.
SH17448	Meter Conversion Kit with eSet installed. ME2.		525.95 ea.

Visit shoupparts.com or see pages 179-180 for our full line of SHOUP apparel.

Spring 2025 Featured Items



SPYKE Closing Wheels

- Angled tooth design breaks the furrow sidewall ensuring firm seed-to-soil contact and reduced seed kicking.
- Perfect for wet, dry, conventional or no-till conditions.
- Guarantees depth control with a solid ring that resists mud buildup.
- Improved seed placement for optimal seed positioning and better germination.
- Carlstar™ Cast Spyke wheels weigh 14 lbs. each.



Fits Planter/Drill Models

John Deere MaxEmerge™; Kinze® to 1993; Monosem Plus with roll pin wheels.

John Deere MaxEmerge®2.

John Deere MaxEmerge®Plus, Pro, XP, XP Pro, ME5, EE, ME5e; 1530, 1535; Kinze® 2000 series 1993 & after, 3000, 3005, 4000, 4005 series; Great Plains, Monosem Plus with bolt-on wheels; White 6000, 8000, 9000, PA, VE series.

Order No.	Style	SHOUP Savings Price
CW1543	Wheel Assemblies w/Poly Ring	239.00 row
CW3450	Spike Wheel, Cast	225.00 row
CW1541	Ring Set, Poly	129.00 row
CW1546	Wheel Assemblies w/Poly Ring	219.00 row
CW1541	Ring Set, Poly	129.00 row
CW1549	Wheel Assemblies w/Poly Ring	219.00 row
CW3440	Spike Wheel, Cast	209.00 row



For additional listings see pg. 45.

Designed with high-tech memory polymer, the Flo-Rite® Seed Firmer provides reliable down pressure to assure consistent seed placement and proper seeding depth. The optimal down pressure maximizes the proper seed to soil contact needed to improve successful germination.

Key Benefits:

- Optimum seed placement.
- Enclosed stainless steel liquid tube which protects against debris.
- Made with high-tech memory polymer.
- Patented replaceable wear plates lower maintenance costs.

Seed Tube mounted firmers are not compatible with Precision Planting WaveVision™ or SpeedTube®



Fits Models	Description	Order No.	SHOUP Savings Price
Complete Firmer Kits			
John Deere MaxEmerge®2, Plus, Pro.	Firmer with mounting bracket.	FR850	66.50 ea.
	Seed tube mounted Firmer.	FR100	35.95 ea.
John Deere MaxEmerge™XP, XP Pro. Slight modification to disc opener scrapers required.	Firmer with mounting bracket.	FR820	77.25 ea.
	Non-Stick Firmer with mounting bracket.	FR825	77.25 ea.
John Deere MaxEmerge™5, ME5e. Slight modification to disc opener scrapers required.	Seed tube mounted Firmer.	FR100	35.95 ea.
	Firmer with mounting bracket.	FR810	77.25 ea.
Kinze® 2000, 3000, 3005, 4000, 4005 series.	Non-Stick Firmer with mounting bracket.	FR815	77.25 ea.
	Seed tube mounted Firmer.	FR100	35.95 ea.
Kinze® 2000, 3000, 3005, 4000, 4005 series.	Firmer with mounting bracket.	FR840	77.25 ea.
	Non-Stick Firmer with mounting bracket.	FR845	77.25 ea.
	Seed tube mounted Firmer.	FR100	35.95 ea.

Replacement Tails

Style	Order No.	SHOUP Savings Price
FR820, FR825, FR840, FR845.	Standard Tail.	DF420W 35.95 ea.
	Non-Stick Tail.	DF410T 35.95 ea.
FR810, FR815.	Standard Tail.	FR200 35.95 ea.
	Non-Stick Tail.	FR210 35.95 ea.
FR850.	Standard Tail.	FR230 35.95 ea.

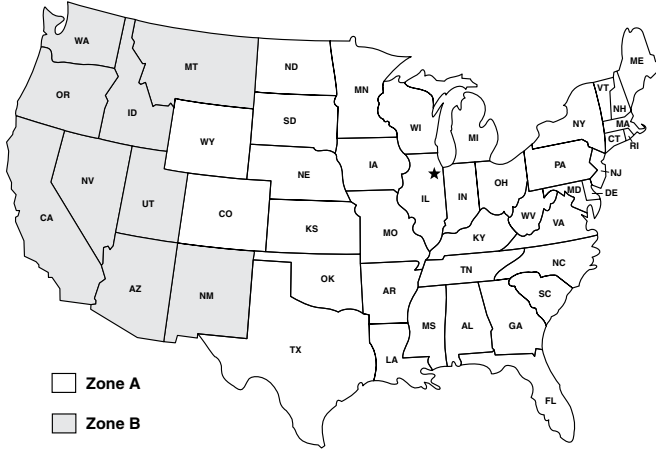
Wear Plate and Tool

DF420W, FR100, FR200, FR230.	Wear Plate.	FR350	9.95 ea.
	Optional removal and installation tool for FR350.	FR400	99.50 ea.

STATEMENT OF POLICY

ORDERING

Phone, fax, mail, or online at shoupparts.com. Before calling with an order, it is a good idea to fill out the order form in this catalog. This makes ordering easier and you have a record of your purchase.



FedEx, United Parcel Service (UPS Ground) or Spee-Dee will be used as the carrier in most instances. Optional Next Day/2nd Day Air available, call for charges. Exceptions are items that exceed 70 lbs. per piece or are more than 108" in length and girth combined. These exception items will be shipped by commercial truck freight prepaid in Map Zone A or collect freight in Map Zone B.

Freight on all orders is as follows:

Merchandise Total	Map Zone A	Map Zone B
\$0 - 199.99	\$20.00	\$25.00
\$200.00 & up	Free	\$25.00

Alaska, Hawaii and all export orders call for shipping charges. Customer pickup orders over \$200.00 will be allowed a 5% discount.

PAYMENT TYPES

Payments may be made by Visa, Mastercard, Discover, American Express, CHECK-by-PHONE. There will be a \$35.00 service charge on all returned checks. Credit card payment in USD accepted for Canadian shipments.

RETURNS

If not completely satisfied, return parts within 30 days of delivery for a full refund. All merchandise to be returned must have prior written authorization from Shoup Manufacturing Co. Please write or telephone and tell us what you want to return and why you want to return it. You will be issued a Return Authorization Number, which MUST be included, along with a copy of the original invoice when your return is made. No returns on special order items.

Returns must be in like-new condition (excluding warranty returns) with their original packing materials and boxes. Proper credit will be issued after merchandise has been received. A 15% restocking charge will be made on all returns for reasons other than shipping error or warranty.

SHORTAGES & CLAIMS

Please check merchandise immediately upon receipt and report any error at once. If a part of shipment is missing or received in bad condition, note this fact on carrier's receipt and make claim upon carrier promptly.

DISCLAIMER OF WARRANTIES

The products sold or supplied by Shoup Manufacturing Co. shall have the warranty (if any) of the manufacturer or other supplier to Shoup Manufacturing Co. Shoup Manufacturing Co. makes no warranty in respect of such goods or as to the existence or effect of any warranty of such manufacturer or supplier. THE FOREGOING WARRANTY IS IN LIEU OF AND EXCLUDES ALL OTHER WARRANTIES NOT EXPRESSLY SET FORTH HEREIN, WHETHER EXPRESS OR IMPLIED BY OPERATION OF LAW OR OTHERWISE, INCLUDING BUT NOT LIMITED TO ANY IMPLIED WARRANTIES OF MERCHANTABILITY OR FITNESS FOR A PARTICULAR PURPOSE.

PRICES

Prices in our catalog will be subject to change without notice. All prices stated in USD. This catalog supercedes all other Shoup Manufacturing Co. catalogs.

FAX MACHINE

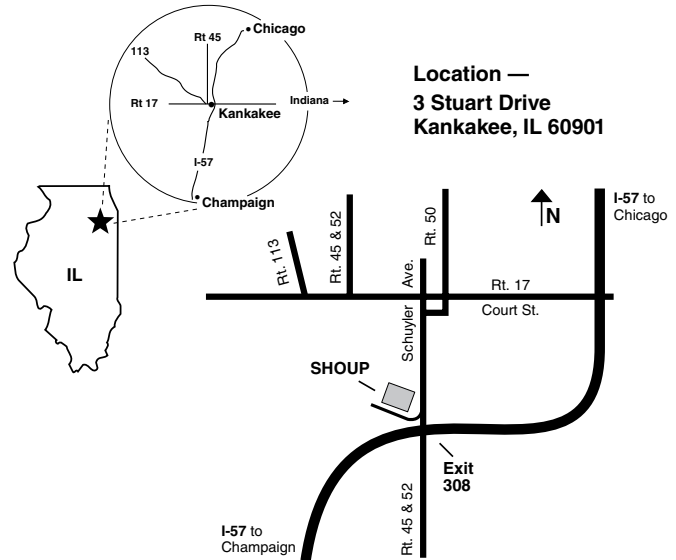
Fax orders or inquiries to (815) 933-9597. Please include your fax number.

INTERNET

Shop online at www.shoupparts.com

For complete Terms and Conditions of Sale and Use and additional important information, see the following pages.

Hours	Monday - Friday	Saturday
Central Time	7 AM - 5 PM	7 AM - Noon



Copyright © July 2024, Shoup Manufacturing Co.

Shoup Manufacturing generally sells original quality or OEM replacement parts. The use of color in this catalog does not necessarily represent the manufacturer of the part. The following marks are owned by their respective companies: AGCO®, Challenger®, Farmhand®, Gleaner®, Glencoe®, Massey Ferguson®, New Idea®, Sunflower®, Tye®, White Planters/AGCO Corporation, Case, IH, Case IH, Cyclo, DMI®, AFS® Pro 700, Coulter Champ®II, Ecolo-Tiger®, Farmall®, Field Tracker®, Magnum®, Maxxum®, Optum®, ProRotor®, Puma®, Quadtrac®, Rowtrac®, Steiger®, Tiger-Mate®, Tiger-Two®, True-Tandem®, Turbo-Tiger®, Turbo-Tiger II®, New Holland/CNH Global, John Deere CommandCenter®, Contour-Master®, DuraCushion®, Dura-Flex®, ExactEmerge™, GreenStar™, MaxEmerge™, MaxEmerge®2, MaxEmerge®Plus, MaxEmerge™ 5, MaxEmerge™ XP, MaxiCut™, MegaWide™, Pro-Series™, Pro-Series™ XP, SeedStar™ Xtreme, Sound-Gard®, Stalkmaster™, Kinze®/Kinze Manufacturing, Inc.; Lexion®/Claas of America, Inc.

IMPORTANT INFORMATION, continued

TERMS AND CONDITIONS OF SALE AND USE OF PRODUCTS

All sales and use of Shoup Manufacturing products shall be controlled by the following terms and conditions regardless of anything which may appear on any purchase order or similar document submitted by buyer in connection with such sales, and regardless of any use of such goods by buyer or end user (if different from buyer) (together, "Buyer").

Entire Agreement. Acceptance of orders, whether electronic, oral or written, is based on the express condition that Buyer agrees to all of the terms and conditions contained herein. Acceptance of delivery by Buyer will constitute Buyer's assent to these term and conditions. These terms and conditions represent the complete agreement of the parties, and no terms or conditions in any way adding to, modifying or otherwise changing the provisions stated herein shall be binding upon Shoup Manufacturing unless made in writing or in an electronic record and signed by an appropriate representative of Shoup Manufacturing.

Force Majeure. Shoup Manufacturing shall not be liable for delays in shipment or default in delivery for any reason of force majeure or for any cause beyond Shoup Manufacturing's reasonable control. Shoup Manufacturing shall have such additional time for performance as may be reasonable necessary under the circumstances. Acceptance by Buyer of any products shall constitute a waiver by Buyer of any claim for damages on account of any delay in delivery of such products.

Delivery Title/Risk of Loss. Unless otherwise agreed in a written or electronic record signed by an authorized representative of Shoup Manufacturing, all delivery dates are estimates and, in no case, shall Shoup Manufacturing be liable for any expense, loss or damage whatsoever suffered by Buyer as a result of Shoup Manufacturing's failure to deliver the goods by the specified date. Delivery of goods to carrier shall be deemed delivery to Buyer, and thereupon title to such goods and risk of loss or damage, shall be Buyer's. Any claim by Buyer against Shoup Manufacturing for shortage or damage occurring prior to such delivery must be made in writing within thirty (30) days after receipt of shipment and accompanied by original transportation bill signed by carrier nothing that carrier received goods from Shoup Manufacturing in the condition claimed. Any claim by Buyer for damage occurring during shipment shall be made directly against the freight carrier, with a copy of such claim forwarded to Shoup Manufacturing within thirty (30) days.

Limitation of Remedies. Shoup Manufacturing shall not be liable for incidental or consequential losses, damages or expenses, directly or indirectly arising from the sale, handling or use of the products, or from any other cause with respect to the products or this agreement, whether such claim is based upon breach of contract, breach of warranty, strict liability in tort, negligence or any other legal theory. Shoup Manufacturing's liability hereunder in any case is expressly limited, at Shoup Manufacturing's election, to repair or replacement (in the form originally shipped) of products not complying with this agreement, or to the repayment of, or crediting Buyer with, an amount equal to the purchase price of such products. Any claim by Buyer with reference to the products sold hereunder for any cause shall be deemed waived by Buyer unless submitted to Shoup Manufacturing in writing within thirty (30) days from the date Buyer discovered, or should have discovered, any claimed breach. Any action for claims arising under this agreement must be commenced within one year following delivery of the goods.

In the event Buyer modifies the product sold hereunder without the express written consent of Shoup Manufacturing, or if Buyer fails to implement any changes in the product directed by Shoup Manufacturing, Buyer agrees to indemnify and hold harmless Shoup Manufacturing from any and all claims, demands, actions or causes of action or costs or expenses incurred thereby whether in contract, tort, or pursuant to statute or otherwise, resulting from such modification and/or failure.

Disclaimer of Warranties. The products sold or supplied by Shoup Manufacturing shall have the warranty (if any) of the manufacturer or other supplier to Shoup Manufacturing. Shoup Manufacturing makes no warranty in respect of such goods or as to the existence or effect of any warranty of such manufacturer or supplier. THE FOREGOING WARRANTY IS IN LIEU OF AND EXCLUDES ALL OTHER WARRANTIES NOT EXPRESSLY SET FORTH HEREIN, WHETHER EXPRESS OR IMPLIED BY OPERATION OF LAW OR OTHERWISE, INCLUDING BUT NOT LIMITED TO ANY IMPLIED WARRANTIES OF MERCHANTABILITY OR FITNESS FOR A PARTICULAR PURPOSE. Shoup Manufacturing does not represent or warrant that any products listed in the catalog will be available for purchase or not withdrawn at any time and makes no representation or warranty about the accuracy, functionality, specifications or any other aspect of the products listed. Please note that some jurisdictions may not allow the exclusion of implied warranties, so some of the above exclusions may not apply to you.

Return of Products. Goods cannot be returned, and orders once accepted cannot be canceled, without Shoup Manufacturing's prior consent in writing or an electronic record signed by an appropriate representative of Shoup Manufacturing and a return authorization number. All returns that are permitted by Shoup Manufacturing must be accompanied by a copy of the original purchase invoice and a return merchandise authorization from Shoup Manufacturing. All returns for reason other than shipping error or warranty are subject to a 15% restocking fee and must be received by Shoup Manufacturing with the original packing materials and boxes or other containers in like-new re-sellable condition. Any sales tax collected in connection with the original purchase may not be refunded in some instances and, in that event, you will need to seek a refund of such sales tax from the applicable sales tax authority in your jurisdiction.

Exclusions. All of Shoup Manufacturing's drawings, descriptive matter, weights, dimensions, descriptions and illustrations contained in the Shoup Manufacturing's catalogues, price lists or advertisements are approximate only and intended merely to give a general idea of the products described therein and shall not form part of this agreement.

Controlling Law/Legal Proceedings. This agreement and all rights and obligations hereunder, including matters of construction, validity and performance, shall be governed by the internal laws of the State of Illinois, including the Uniform Commercial Code as enacted in that jurisdiction, without giving effect to the principles of conflicts of law thereof. The exclusive jurisdiction and venue of any legal proceedings for the resolution of disputes arising under or in connection with this agreement shall be in the federal or state courts of Kankakee County, Illinois, United States of America.

Collection Costs. In the event of any default on the part of Buyer hereunder, Buyer shall pay any and all collection costs, including reasonable attorneys' fees incurred by Shoup Manufacturing.

Processing Fees. Purchases may be subject to convenience fee(s) and a non-refundable per order payment processing fee.

TAXES

Shoup Manufacturing may be required to collect and remit sales tax for products purchased. The determination of whether Shoup Manufacturing will be required to do so shall be made solely in Shoup Manufacturing's discretion. In addition, many states require that their residents file a sales or use tax return for products or services purchased online. You should consult your state and local tax laws to determine compliance with tax laws and regulations in your geographic area. Shoup Manufacturing uses commercially reasonable efforts to calculate and remit the correct amount of tax required on each taxable purchase, but Shoup Manufacturing does not guarantee the accuracy of the amount of the tax represented to you as the tax owed.

States generally provide an exemption from sales taxes for many of the products that Shoup Manufacturing sells. However, in order to claim such exemption these states generally require Shoup Manufacturing to receive a current, valid tax exemption certificate prior to each purchase of products that qualify for such exemption. You may provide a tax exemption certificate that will be held on file, which you will be required to acknowledge as being valid and current with respect to any purchase that you claim is exempt from sales tax. If the tax exemption certificate is not valid or current, you will be required to update this certificate if you would like to claim a sales tax exemption. Shoup Manufacturing will use commercially reasonable efforts to determine whether an exemption from sales tax is available. However, except as otherwise required under the applicable law, Shoup Manufacturing reserves the right to charge sales tax on each purchase (whether or not a sales tax exemption certificate has been provided previously) unless a current, valid tax exemption certificate has been received immediately prior to the purchase. If Shoup Manufacturing elects to rely on you assurance that a purchase is exempt from sales taxes and you fail to provide to Shoup Manufacturing a valid exemption certificate within 15 days from the date of purchase, you agree to pay, and authorize Shoup Manufacturing to charge your credit card for, the sales taxes Shoup Manufacturing determines to be due.

Minor errors may occur owing to the inability to accurately track multiple taxing districts, state and local "tax holidays," the timing of rate changes or the application of certain taxes and tax exemptions to categories of items listed in this catalog. As a result of any error, Shoup Manufacturing may over collect or under collect the tax. In consideration of Shoup Manufacturing allowing you purchase products via telephone, mail and through its website, and in collecting and remitting taxes required on your purchases, you hereby waive your right to claim that the tax collected on any purchase is incorrect in any respect and agree to hold harmless Shoup Manufacturing, its officers, directors, employees, agents and representatives (and those of its affiliates), for any harm or other damages you may incur as a result of any error in calculating the taxes on your purchases.

BANK AND CREDIT CARD FEES

Some banks and credit card companies impose fees for international transactions. If you are making a purchase from outside of the U.S. on a credit card, your bank may convert the payment amount to your local currency and charge you a conversion fee. This means the amount listed on your credit or bank card statement may be in your local currency and therefore a different figure than the figure shown on the order summary page, receipt or invoice. In addition, a foreign transaction fee may be assessed if the bank that issued your credit card is located outside of the U.S. The currency exchange rate and foreign transaction fee is determined solely by your bank on the day that they process the transaction. If you have any questions about these fees or the exchange rate applied to your booking, please contact your bank.

INTELLECTUAL PROPERTY AND RESTRICTIONS ON USE OF INFORMATION AND CONTENT

All information and content provided in this catalog, whether explicitly marked or not, are the property of Shoup Manufacturing, its subsidiaries, affiliated companies or joint partners, or others, and are subject to all applicable copyright and unfair competition laws.

All trademarks, servicemarks, logos, model and brand names, emblems and protectable trade dress elements (collectively, "Marks"), whether explicitly marked or not, used in this catalog are owned by Shoup Manufacturing, its subsidiaries, affiliated companies or joint partners, or used under license, and are subject to U.S. (federal and state) and international trademark and unfair competition laws, except for the following Marks which are owned by their respective companies: The following marks are owned by their respective companies: AGCO®, Challenger®, Farmhand®, Gleaner®, Glencoe®, Massey Ferguson®, New Idea®, Sunflower®, Tye®, White™ Planters/AGCO Corporation; Case, IH, Case IH, Cyclo, DMI®, AFS® Pro 700, Coulter Champ® II, Ecolo-Tiger®, Farmall®, Field Tracker®, Magnum™, Maxxum®, Optum™, ProRotor®, Puma®, Quadtrac®, Rowtrac™, Steiger®, Tiger-Mate®, Tiger-Two®, True-Tandem™, Turbo-Tiger®, Turbo-Tiger II®, New Holland/CNH Global; John Deere CommandCenter™, Contour-Master™, DuraCushion™, Dura-Flex®, ExactEmerg™, GreenStar™, MaxEmerg™, MaxEmerg®2, MaxEmerg®Plus, MaxEmerg™5, MaxEmerg™XP, MaxiCut™, MegaWide™, Pro-Series™, Pro-Series™XP, SeedStar™ Xtreme, Sound-Gard®, Stalkmaster™; Kinze®/Kinze Manufacturing, Inc.; Lexion®/Claas of America, Inc.

You may not copy, reproduce, transmit, distribute, publish, republish, or otherwise use any information, content or Marks in this catalog in any form or by any means for any commercial use without the express written permission of Shoup Manufacturing (and, if applicable, the owner of the Mark). You may, however, copy, print or otherwise use the information, content or Marks included in this catalog provided that the use is for your personal, educational or internal business use only and further provided that you: (1) maintain all copyright and other intellectual property notices together and intact with any information or content; (2) do not modify or otherwise alter any information or content; and (3) do not expressly or implicitly suggest an association with any services, product, brands or affiliates through the use of any information or content. Other use of any information, content or Marks, except as specifically permitted in these Terms or in a written instrument signed by Shoup Manufacturing is strictly prohibited.

Nothing contained in this catalog shall be construed as conferring by implication, estoppel, or otherwise, any license or right to any copyright, patent, trademark or other proprietary interest of Shoup Manufacturing or any third party.

Any use of the information, content or Marks provided in this catalog that does not comport with the above Terms shall be an unauthorized use and subject you to civil and criminal penalties as provided by applicable U.S. and international intellectual property laws.

Order Form

Phone: 1-800-627-6137

Fax: (815) 933-9597

Mail: 3 Stuart Dr. Kankakee, IL 60901



NAME _____
First Middle Last Area Code/Phone #

ADDRESS _____
Rural Route # or Street Address Box #

CITY _____ STATE _____ ZIP _____

Quantity	Stock # in Catalog	Page #	Description	Price	Total

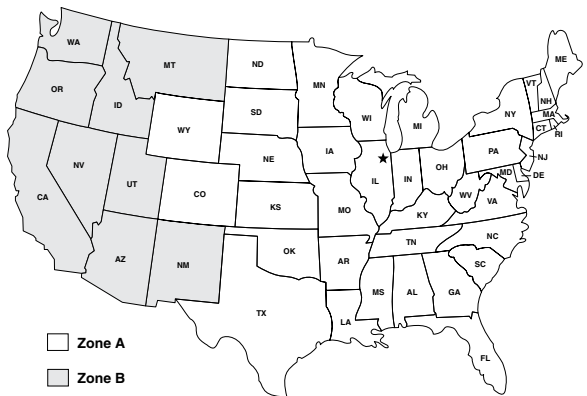


Sub Total _____

Sales Tax (If applicable. If exemption claimed, current valid exemption certificate must be provided.) _____

Shipping - see Chart at left to determine charges. For more details see Statement of Policy (pg. 4). _____

Total _____




Alaska and Hawaii; call for charges.

Merchandise Total	Map Zone A	Map Zone B
\$0 - 199.99	\$20.00	\$25.00
\$200.00 & up	Free	\$25.00

Type of Payment: Check Credit Card



_____|_____|_____|_____|
 MY CARD EXPIRES _____ CVV CODE _____



_____|_____|_____|_____|
 MY CARD EXPIRES _____ CVV CODE _____

CONTENTS

Apparel 179-180

Baler 202-224

Actuators	210
Air Bags	216, 222
Bale Thrower Belts	210
Bearings	214-215
Belts and Repair Accessories	217-224
Belt Lacing, Flexco and MATO	223
Gathering Wheels	222-223
Hay Knife	214
Hay Moisture Tester	206, 214, 224, 228
Lacing Tools	223-224
New Holland Chain	216
Pickup Bands, Poly	211-212
Pickup Teeth	202-206
Show-Me Twister® Fence Clip Tool	231
Windrower Inverter, Merger Belts	213

Bearings

Baler	214-215
Ball with Locking Collar	349
Bearing Packer	381
Chaffer Pitman	300, 331
Cultipacker, Rolling Harrow	175-176
Cultivator	159-162, 166, 168-169, 170-173
Deep Tillage, Disc Ripper	184-185, 187-193
Disc Harrow	151-152
Draper	256
Feeder House Top Shaft	296, 315
Flanges	152, 350
High Speed Disc	158
One-Pass Tillage Tool	161-162
Plow Coupler	183
Rake and Conditioner Tine Bar	206
Rolling Harrow, Cultipacker	175-176
Soil Saver®	177-178
Standard Ball	348
Tapered Roller	381
Vertical Tillage	154-157

Catalog Order Form 6

Chain

Bale Elevator	243
Baler	216
Binders/Tow	400
Chain Detacher	375
Clean Grain/Return Elevator	288-289, 301, 319, 340
Combine Feeder House	285-286, 294-295, 313, 339
Combine Pre-cut Drive Chains	312, 338
Conveyor	243
Gathering Chain	351-352, 356-357, 359, 364, 369-371
Forage Harvester	201
Idlers	285, 293, 311, 338, 340
Lube	375, 392
Manure Spreader	240-242
Roller	374-375
Row Crop	373
Steel Detachable	243
Tire	434

Combine Parts 285-346

AGCO-Gleaner, Challenger, Lexion, MF	285-293
Case-IH	294-312
John Deere	313-338
New Holland	304, 339-345
Actuators	298, 318, 332
Auger	289, 302-303, 305, 321-327
Auger Tube	289, 303-305, 322-323, 326-327
Bearings	296, 300, 305, 307-308, 315, 317
Bearings (cont.)	322, 324-326, 329, 331-332
Belts	290-293, 309-311, 333-337, 341-345
AGCO - Gleaner	290-293
Case-IH	309-311
John Deere	333-337
Massey Ferguson	293
New Holland	341-345
Cab Caddies, Combine	311, 336, 481
Cleaning Fan Blades, for John Deere	332
Concave Actuator, for John Deere	318
Concaves	299-300, 316, 318
Cylinder Bars	287, 296-297, 317
Debris Deflector	278, 287, 296, 307, 316, 340
Discharge Beater, Wings for John Deere	331
Disrupter Kit	299, 318
Elephant Ears	297
Elevator Chain	288-289, 301, 319, 340
Elevator Housing	302, 320-321
Extensions, Unloading Auger	289, 305, 327
Fan Speed Actuator	298, 332
Feed Accelerator Wear Plate, for John Deere	317
Feeder House Chain	285-286, 294-295, 313, 339
Feeder House Clutch, for John Deere	315
Feeder House Drums, for John Deere	315
Footrest	300, 316, 340, 396
Grain Drain, for Case-IH	303
Grain Saver, Unloading Auger	289, 306, 327
Idlers	285, 293, 311, 338, 340
Key Stock Grates	300
Kile Rotor Flights/Cylinder Bars	297-298

Moisture Tester	346
Monitor Organizer	481
Mud Scraper	316
Pre-cut Drive Chain	312, 338
Raddle Chains	285
Redekop™ Straw Chopper Blade Kit	328
Reverser Cylinder, for Case-IH	296
Seats, Combine	448-450
Spouts, Unloading Auger	306, 327
Sprockets	296, 314
Feeder House Drive	289, 301, 319, 340
Clean Grain & Return Grain	290, 306-307, 328-330, 341
Straw Choppers & Parts	290, 306-307, 328-330, 341
Straw Flow Deflector, for John Deere	330
Straw Spreader Rubber Blades, for Case-IH	307
Step Support	298, 337
Tailboard Trash Blower, for John Deere	331
Trough Repair Kit	303, 324, 340
Tube Liner	304
UHMW Auger Wearshoes	304, 323
Unloading Auger Gearboxes	304, 325, 341
Wear Bars, for Case-IH	297

Cornhead Parts 351-372

AGCO-Gleaner, Challenger	351
Case-IH	352-356
Drago, Geringhoff	369-370
Fantini, Harvestec, MacDon	370
John Deere	357-363
Lexion, CAT, Capello	356
Massey Ferguson	351, 370
New Holland	371-372
360 CHAINROLL™/YIELDSAVER™	364-365
Corn Catcher, for JD Corn Head	361
Gathering Chain	351-352, 356-357, 359, 364, 369-371
G4 Stalk Stompers	367-368
Poly Auger Trough Liners	356, 362, 372
Snouts/Snoot Boot	355, 358, 362, 372
Snout End Deflector	356
Stalk Roll Update Kit, for Case-IH	354
Stalk Roll Puller	358
Stalk Stomper II	366
Wear Strips for Dividers	356, 358, 362
Wedge Kit, for JD Corn Head	363
Yetter Devastator	365

Cotton Picker 244-245

Flail/Stalk Shredder 195-198

Forage/Rotary Harvester 199-201

Grain Drill 90-111

Case-IH	90-91
Crustbuster	92-93
Esch	91
Great Plains	102-103
Haybuster, Landoll, Vermeer	104
Hiniker	104
John Deere	94-101
Krause, Kuhn, Lilliston	105
Marliss, Sunflower	106
United Farm Tools, Tye	106-107
Air Seeder Hose	91, 97, 103, 106
Cast Iron Closing Wheel	100-101
Closing Wheel, JD 750 Drill Update	101
Coulters	110
Drill Cruiser®/Drill Fix Kit, for JD No-Till Drill	101
Drill Harness, Sensors	90-91, 93, 96
Keeton Seed Firmer	95
Micro-Trak® Shaft-Trak™	108
Monitors, Harness & Sensor Kits	93
MudSmith™	38, 98
Needham Firming Wheel, Seed Brake	101
Seed Box Covers	100
Opener Blades	90-94, 96, 102, 104-107
Pro-Box Gate Opener, Pro-Chute	111
Rotary Scrapers	100
S. I. Belt Meter Parts	93
Scale, Seeder/Fertilizer Calibration	41, 109
Seed Auger, Seed Tender Accessories	111
Seed Sensors	90-91, 93, 96
Wheel Assemblies	109

Grain Platform 246-284

AGCO-Gleaner, Challenger	246-247, 257-258, 266
Case-IH/New Holland	247-258, 266, 270-271
CAT, Claas, Lexion	269
Hart Carter	267
John Deere	256, 258-267
Love Bar	273
Massey Ferguson	246-247, 257-258, 266, 272
MacDon	254-258, 266
White	271
Bolt-on Section Tool	272
Crary	277-278, 281
Crop Divider Hinge, for John Deere 600F	266
Cutterbar Kits, OEM Style	251-252, 255, 260, 263
Draper Bearings/Belts	256-258
Drive Heads	249, 254, 259, 263, 267, 270, 275, 277
Flexible Reel Tines	272, 281-282, 284
Floor Sheets	247, 252-253, 260, 264, 271
Gateman Crop Lifter Guards	267

Grain Grabber 2	250
Grain Saver, Platform, W.A. Johnson	276
Herschel Tiger Jaw/Tiger Shark	268-269
Pickup Belts	273
Poly Auger Fingers	250, 259, 262, 266
Poly Auger Trough Liners	250, 265, 270
Poly Skid Plates	247, 253, 255, 261,
Poly Skid Plates (cont.)	264-265, 267, 271, 274
Quick Finger for Reel	282
Reel Parts	272, 278-284
Rivet Tool	253
SCH Parts & Systems	274-276
Sickle Repair Kit	250, 254, 266
Sickle Sections Combine	246, 272
AGCO, Challenger, Massey Ferguson	246, 272
Case-IH, MacDon, New Holland	248, 254, 270
CAT, Claas, Lexion	269
Hart Carter, Love, White	267, 271, 273
John Deere	259, 262
Herschel, SCH, Crary	268-269, 274, 277
Skid Plates, Steel, for John Deere	261, 264
Spring Loaded Hold Down Clip	272-273, 277
Tube Straightener	247
Weight Scale	397, 411

Hardware 394-396

Assortment Kits	394
Bolts, Nuts, Washers	395-396
Cable Ties	403
Key Stock Assortment	394
Plow Bolts, U-Bolts	396

Hubs/Spindles/Wheels 378-383

Dust Caps	382
Grease Seals	381
Hub and Spindle Kits	379-380
Tapered Roller Bearings	381
Low Profile Tires	378
Wheel Reinforcement Rings	382

Hydraulic

Auger, Seed	111
Coupler Cartridge	410
Cylinders	406, 409
Cylinder Stroke Control	146, 174, 194
Fasse Multiplier	408
Fasse Universal Controller	111
Hoses	408
Hose Organizer	273, 393, 407, 475
Power Units	111
Tips	407
Valves	409

Manure Spreader 240-243

Apron Chains	240-242
Steel Detachable Chain	243
T-Bar and T-Rod Links/Slats	242

Mower Parts 225-239

Bolt-on Sections Kit	233
Disc Mower Belts	230-231
Disc Mower Blades	225-228
Drive Head Bushings	235
Guards Hay/Mower	237-239
Lawn Mower Blades	465
Mower/Mower Conditioner Teeth	203-206
Rubber Mounted Rake Teeth	202
Sickle Mower	232-239
Sickle Sections	236

NH3 Fertilizer 131-136

360 Y-DROP SideDress™	135
Anhydrous Knives, Blades, Disc Sealers	131-134
Anhydrous (NH-3) Gauge	133
Fertilizer Knives Anhydrous (NH-3)	132
John Deere 2510H Parts/Soil Sample Probe	131
NH3 Disc Sealers	133-134

Planter Parts 9-89

Allis Chalmers	87
Case-IH	76-81
Deutz-Allis, Landoll	89
Great Plains	88
JD MaxEmerge™	9-26
JD MaxEmerge® 2, Plus, Pro, XP, ME5, EE	60-75
Kinze® 2000 Series & Prior	9-26
Kinze® 3000, 3005, 4000, 4005 Series	27-33
Monosem	89
White, Massey Ferguson	82-87
360 Bandit™	59
Acre Counter	42, 130
Air Bags	28, 52, 65, 83
Bean Meter	15, 31, 68
Box-Toppers	41
BullsEye™ Seed Tube	43
Cast Iron Closing Wheel	34, 39, 54, 81
Carlisle® Spoked Gauge Wheel	37, 98
Clean Sweep™, WaveVision™	56
Closing Wheel Disc Cover Attachment	48
Closing Wheel, Spiked	22, 34, 39, 53-55, 70, 81
Closing Wheel Update Kit	20, 34, 36, 39, 66, 81
Corn Meter, Complete/Test/Repair	42-43, 69
Covering Discs, Notched, for Case-IH	80

Planter Parts (cont.) 9-89

DAWN® Replacement Parts 54
DICKEY-john® Radar and Adapters 129
Down Pressure Spring Kit 40, 42, 65
Dry Fertilizer, for JD Planter 50
eSet™, Precision Planting 68
fCrusher Cast Closing Wheels, Martin 54
Fertilizer Attachment, for John Deere 49
Fertilizer Hopper Extension 41
Furrow Brow, Mud Scraper 38
Furrow Cruiser, CopperheadAg 22, 34, 70, 81
Gauge Wheel Arm Kit 35-36
Gauge Wheel Assembly Tool 39, 63
Gauge Wheel Mud Scraper 35, 38
Gauge Wheel, Narrow 10, 28, 37-38, 78, 88-89
GPS Speed Sensor 56
Graphite 12, 42, 54, 65
Hex Shaft and Couplers 40
Hose, Vac/Seed Delivery 31, 70, 81, 87-88
Jack, for Kinze 13, 31
Seed Firmer, Keeton/Flo-Rite® 44-45, 62
Kennametal V-Slicer 40
Kinze Push Row Unit 14, 30
Lid, Sliding 41
Liquid Fertilizer Parts 10-11, 47, 49, 74-75, 79, 83
Marker Parts 24-26, 33, 81, 86-87, 89
Martin Row Cleaner/Spiked Wheel 54-55, 88
Monitor Parts
Case-IH, Great Plains 77, 88
Deutz-Allis, White 87, 89
John Deere, Kinze 21-23, 33, 67
Monitor/Harness Adapter 22
MudSmith™ 37-38, 98
No-Till Closing Wheel 34, 39, 54
No-Till Coulter Assembly 48
Opener Blade 9, 27, 60-61, 76, 82, 87-89
PPS Parallel Arm Kits 57-58
Precision Corn Meter and Parts 15, 30, 43, 68
Pro-Box Gate Opener/Pro-Chute 111
Push-In Fittings 46
Replacement Parts for John Deere Pro-Shaft™ 71
Row Banders 19, 32, 67, 85
Row Cleaner and Parts 51-55, 88
Row Leveling Chain Kit 34, 41, 59
Row Units, SHOUP® 60
Set-N-Seed 40
Seed Catcher Cleanout Chute 41
Seed Hopper Extension 41
Seed Lubricants 12, 42, 54, 65
Seed Meter Parts 15, 30-31, 43, 68-69, 77, 85
Seed Sensors
Deutz-Allis, Landoll 4400, Great Plains 88-89
Case-IH 77
John Deere, Kinze 21, 33, 67
White 87
Sensor Tester 21
Spike Closing Wheel 22, 34, 39, 53-55, 70, 81
Spoked Gauge Wheel 37-38, 98
Spray Arm 42
Squeeze Pump Parts, for JD 11, 28
Sunco 49, 53
Talc 12, 54, 65
Yetter Fertilizer Parts 47, 49
Yetter Residue Manager 51-52
Yetter Twisters 20, 39, 66, 84

Rake/Tedder Parts 202-209

Bearings, Tine Bar 206
Hay Moisture Tester 206, 214, 224, 228
Merger Belt, Windrow Inverter 213
Rake Teeth 202-209
Rake Wheel Assemblies/Rake Bone Tool 209
Rotary Rake Tines 208
Rubber Mounted Rake Teeth 202
Tedder Tines 202, 207
Wheel Rake Tines 202, 209
Windguard and Silencer Kit 208

Row Crop Bean Head, JD 50-50A 373

Shop & Safety Supplies

Alemite Cordless Grease Gun 393
Blo-Gun, Air 397
Booster Cables 403
Camera Kits 59, 478-479, 484
Chain Lube/Grease 360, 375, 392
Cylinder Stroke Control 146, 174, 194
Eye/Hearing Protection 398-399
Electrical Accessories 402-403
EZ-Slide 42
Fasse Universal Controller 111
Fill-Rite Chemical Transfer Pump 426
Fill-Rite Fuel Meter & Pumps 427
First Aid Kits 399
Fresh Cab 458, 464
Flag, Marker Survey 125
Fuel Tank Filters 426
Gloves 398
Grease Guns 393
Grease Seals 381
Grinding Wheel 384
Hex Shaft and Couplers 40
Hitch, Ball Accessories 404

Hitch Pins/Hitch Saver 401
Jacks 13, 31, 383, 403
Keiser Bin Bolt Covers 363
License Plate Camera 59, 478, 484
Linear Actuators 437
Loctite® Products 125, 396
Mud Flaps 397, 411
Particulate Protection 399
Poly Rolls 129, 406
Pumps, Chemical Transfer, Drum, Fuel 426-427
RAM Mounts 483-484
S.M.V. Emblems/Reflective Tape 400
Schuck Hitches 404
Scraper, Poly Barn 235
Soil Sample Probe 115, 131
Storage Bins/Rack 396
Storage Canister 159
Stroke Control, Hydraulic Cylinder 146, 174, 194
Tarp Straps 100, 400
Tie Down, Ratchet 400
Timpole Trailer Parts 411
Tow Chains/Straps 400
Trailer Wiring 402-403
Trailer Wiring Adapter 476
V-Belts 350
Weld-on-Hubs, Pulleys, Sprockets 243, 376-377
Welding Helmet, Wire 384, 398
Wheel Rims 378
Wire Brush Wheels 384

Sprayer 112-130, 135

360 Y-DROP™ 135
360 Y-DROP™ and Bandit™ Orifice Plate Kits 136
Actuators, Air Bags 127
Calibration Tool, Spray Tip Tool 117, 119
Clamps, Hose 121
Fittings, Plastic 119-120, 122-123, 125
Foam Markers 129
Flags 125
Hose 121
Micro-Trak Products 130
Monitors 128, 130
Pressure Gauges, Pumps 124-125
Push-In Fittings 46
Quick Couplers - Banjo 122
Quick TeeJet® Nozzle Bodies 118-119
Redball Spray Monitor 128
Spray Gun 117
Strainers 118, 126
Tips 47, 112-117, 119, 134
Valves 125-128
Wind Speed Indicator 122

Statement of Policy 4-5

Tillage 137-194

Chisel Plow Parts 177-178
Cultipacker, Rolling Harrow 175-176
Disc Ripper Parts 184-194
Disc Harrow Parts
Amco Disc 137
Case-IH, New Holland Disc 137-140
Disc Harrow Bearings 151-152
Disc Harrow Blades 153
Dura-Tight End Washer 150
Great Plains Disc 144
John Deere Disc 140-143
Kewanee Disc 143-144
Krause-Kuhn, Landoll Disc 145-146
Massey Ferguson Disc 147
Miller, Sunflower Disc 148
White/Oliver, Ford Disc 149-150
Field Cultivator Parts 163-174
Field Cultivator Sweeps 163-165
Harrow Spikes & Tines 166, 168-175
Heavy Duty Harrows 158
High Speed Disc 158
Moldboard Plow Parts 181-183
Nichols Ultrawing Sweep 164-165
One-Pass Tillage Tool 161-162
Remlinger Harrow 172-173
Ridge Till 159
Rolling Harrow, Cultipacker 175-176
Rotary Hoe Parts/Row Crop Cultivator 160
S-Tine Cultivator Parts 160, 162, 167, 171
Shank Protector 159, 163, 184, 186, 188-193
Soil Saver® 177-178
Spike Harrow Teeth 168-175
Sub Soiler Points 194
Sweep Extension 163
Sweeps
Danish S-Tine 162
Field Cultivator 163-165
One Pass 161-165
Ridge Till 159
Row Crop 160
V-Ripper Points 184-186, 188-194
Vertical Tillage 154-158


Tools

Air Fitting Parts 391-392
Auger Moving Hitch/Auger Jack 403
Bolt-on Section Tool 234, 272

Calipers, Digital 348, 388
Filter Blaster, Air Filter Cleaner 397
Flashlight 388
Gauge Wheel Assembly Tool 39, 63
Grease Buster 152, 393
Impact Socket, Deep 386, 391, 397
Inflator Gauge 391
Measuring Wheel 384
MIDLAND® 2-Way Radios 347
Moisture Tester 206, 214, 224, 228, 346
O-Ring Kit 394
Performance Tool 350, 381, 385-389, 392
Radiator Genie 397
Rake Bone Tool 209
Rivet Tool 233, 253
Seal Driver 281
Sensor Tester 21
Socket, Deep Impact 386, 391, 397
Soil Compaction Tester 127
Soil Sample Probe 115, 131
Spray Tip Calibration Tool 117, 119
Stalk Roll Puller 358
Sureshot Sprayer 375
Tape Measure 388
Tekton Tools 387, 390-391
Tire Tools 397
Wind Speed Indicator 122
Wrenches 385, 387, 390

Tractor Parts 405-482

Alternators 440-443
Baldwin Filters 414-426
Battery Boxes 435, 460
Block Heaters 435
Blower Motors 436
Booster Cables 403
Cab Caddies, Tractor 481-482
Cab Window/Door Seals 458
Cab Roof 463
Cab Upholstery 452-457
Camera Kits 59, 478-479, 484
Canopies 447, 463
Chrome Exhaust Stacks 429, 432
Clear View Trac Caps 466
Condensers 437
Coupler Overhaul Kit, for JD 410
Cup Holder, Folding 272, 458
Drawbars, for JD Tractor 462
Engine Block Heaters 435
Evaporators 437
Exhaust Covers/Stacks 432
Fenders, Rear 447, 461
Filters, Baldwin/PURECAB 412-426
Floor Mat 452-457, 480
Footrest 316, 396
Front End Parts 463-464
Fuel Tank, for John Deere Tractor 462
Fuel Tank Liner Kit 433
Gas Struts, Door/Hood/Window 460
Horsepower Modules 405-406
Hitch Saver 401
Hydra Covers & Levers 408
HydraGrip 407
Hydraulic Coupler Cartridge 410
Hydraulic Multiplier, Fasse 408
Hydraulic Tip Adapters 407
Instructional Seats 448, 450
ISO Conversion Kits 411
Lift Arm Pins, Hitch 401
Lights
L.E.D. 350, 159, 388, 467-476, 482
Rotary Beacon/Strobe 475-478
Warning Light Kit 433, 476
Mirrors 457
Monitor Organizer 481-482
Muffler Clamps 429, 432
Mufflers 428-431
Power Bar 245
Precleaner Bowls 433
PTO Adapter 214, 434
Pioneer & Faster Hydraulic Tips 407
Quick Hitch Adapters 401
Radiators 438-439
Radios, AM/FM 444-446
RAM Mounts 483-484
Screens/Side Panels, Side and Front 461
Seats, Tractor 448-451
Shift Kit, for Case-IH Magnum 464
Speakers, Radio 446
Starters 440-443
Steering Wheel 462
Steps, for JD & IH Tractor 459
Straight Pipes 432
Sway Blocks 462
Tire Chains 434
Tool Box 464
Track Seals, Bearings/Track Cleaners 465-466
Turbo®II Precleaners 434
TractorMat™ Floor Mat 480
Turbochargers 433
Umbrellas 447
Wheel Spinner, Steering 462
Window, Rear 463-464



SHOUP® Replacement Parts for 7000-7100 MaxEmerge™ or Kinze® 2000 Series and Prior Planters

John Deere 7200, 7300 and 1700 series planters see pages 61-75.
Kinze® 3000, 3005, 4000, 4005 series planters see pages 27-33.

	Order No.	Description - Fits Models	Replaces		SHOUP Savings Price
			JD No.	Kinze No.	
	SH47474	Standard Seed Opener Assembly, 3mm (.118) thick, 15" dia. Includes hub, bearing, dust cover. MaxEmerge™; Kinze 2000 series & prior.	AA55927	GA2013	24.95 ea.
	SH08324	Heavy Duty Seed Opener Assembly, 3.5mm (.138) thick, 15" dia. Includes hub, bearing, dust cover. MaxEmerge™; Kinze 2000 series & prior.	AA53860	GA8324, GA27050	25.95 ea.
	SH08326	Heavy Duty Seed Opener Assembly with cast hub. Includes heavy duty cast hub, larger 5/16" diameter rivets and steel dust cover. 3.5mm (.138) thick, 15" dia. MaxEmerge™, Kinze 2000 series & prior.			37.95 ea.
	JN58	Jam Nut, right hand thread. MaxEmerge™; Kinze.	14H821	—	.80 ea.
	JN58LH	Jam Nut, left hand thread. MaxEmerge™; Kinze.	14H944	—	1.95 ea.
	SH26160	Shim Washer, .030" thick, use with seed opener.	J16160	GD30725	.25 ea.
	SH24365	Outer Washer, .090" thick, use with seed opener.	24H1365	G10204	.55 ea.
	SH48006	Seed Opener Hub Kit. Includes hub, spacer, dust cap.	AA38006	—	6.25 kit
	SH273160	Rivet, Oval Head, 1/4" x 5/8". 6 used per blade.			.20 ea.
	SH62024	Plastic Dust Cap with lip, for seed opener. Use with new JD, SH47474 and SH08324 only.	A52024	—	.95 ea.
	SH88219	Steel Dust Cap for SH08326 only.			1.20 ea.
	SH41485	Bearing, for seed and fertilizer opener. MaxEmerge™; Kinze 2000 series & prior. Also Kinze residue wheels.	AA21480	GA2014	5.95 ea.
	SH36443	Scraper Assembly, right; for seed opener. MaxEmerge™; Kinze 2000 series & prior.	AA26443	GA2012R	4.75 ea.
	SH36444	Scraper Assembly, left; for seed opener. MaxEmerge™; Kinze 2000 series & prior.	AA26444	GA2012L	4.75 ea.
	TS21050	Scraper Kit; for seed opener. Includes (2) arms, spring, (2) scraper blades with tungsten inserts. MaxEmerge™; Kinze 2000 series & prior without Keeton firmer bracket that bolt between scrapers.			45.95 row
	TS21049	Scraper Kit; for seed opener. Includes (2) arms, (2) scraper blades with tungsten inserts. Kinze 2000 series & prior with Keeton firmer bracket that bolt between scrapers.			42.95 row
	TS21069	Scraper Kit; for between seed opener. Includes mounting arm, spring, (2) scraper blades with tungsten inserts, hardware. MaxEmerge™; Kinze 2000 series & prior.			37.95 row
	RDS100	Rotary Scraper kit; for seed opener. MaxEmerge™; Kinze 2000 series & prior.			21.50 row
	RDS1001	4" Scraper with bearing, for RDS100.	—	—	5.90 ea.
	RDS1003	Spring Clip for RDS1001.	—	—	.20 ea.
	SH72182	Scraper Blade for face mounted heavy duty seed opener scraper. MaxEmerge™.	A62182	—	14.25 ea.
	SH71577	Guard-Scraper. MaxEmerge™; Kinze 2000 series & prior.	A61577	GB0241	7.75 ea.
	SH64755	Guard-Scraper with seed tube holder. MaxEmerge™; Kinze 2000 series & prior.	AA54755	—	9.49 ea.
	SH80791	Pin, 1/4" dia.; 2 used to attach SH71577 and SH64755.	—	—	.60 ea.
	SH78468	Modified Guard-Scraper with seed tube holder. Use on units with worn mounting holes. Requires drilling mounting holes on row unit to 10mm (13/32"). Also order SH95326 pins. MaxEmerge™; Kinze 2000 series & prior.			10.49 ea.
	SH95326	Pin, 10mm dia.; 2 used to attach SH78468.	—	—	1.25 ea.
	SH42778	Opener Guard. MaxEmerge™; Kinze 2000 series & prior.	A22778	GD28390	9.50 ea.




















SH62024 will not replace early Deere steel cap or Kinze plastic cap.

Use SH71577, SH64755 and SH78468 with curved seed tube only.

	Order No.	Description - Fits Models	Replaces		SHOUP Savings Price
			JD No.	Kinze No.	
	SH37458	Fertilizer Opener with bearing, 13-1/2" dia. Fits JD double disc attachment that mounts to fertilizer bar.	AA57466	—	36.95 ea.
	JN12	Jam Nut, right hand thread for SH37458.	—	—	.45 ea.
	JN12LH	Jam Nut, left hand thread for SH37458.	—	—	.95 ea.
	SH32949	Fertilizer Blade, 13-1/2" dia. JD.	A72359	—	19.95 ea.
	SH20651	Rivet, Oval Head, 1/4" x 1-1/2". 6 used.	—	—	.30 ea.
	SH39400	Flat Dust Cap for fertilizer openers. JD.	B29400	—	1.75 ea.
	SH37500	Notched double disc fertilizer kit. Includes (1) 13-1/2" notched and (1) 12" smooth blade. Fits John Deere double disc attachment that mounts to fertilizer bar.	—	—	99.95 row
	SH10320	Double Disc Fertilizer Opener with bearing; 15" dia. Kinze.	—	GA8845	42.95 ea.
	JN58	Jam Nut, right hand thread for SH10320.	14H821	—	.80 ea.
	JN58LH	Jam Nut, left hand thread for SH10320.	14H944	—	1.95 ea.
	SH11306	Fertilizer Blade; 15" dia. Kinze.	—	GD11306	19.95 ea.
	SH20651	Rivet, Oval Head, 1/4" x 1-1/2". 6 used.	—	—	.30 ea.
	SH39400	Flat Dust Cap for SH10320. Kinze.	—	GD1132	1.75 ea.
	SH8900	Smooth Single Fertilizer Blade; 18" dia. Kinze.	—	GD7900	79.95 ea.
	PB12112	Plow Bolt for SH8900; 6 per blade.	—	—	.90 ea.
	LN12	Lock Nut for SH8900; 6 per blade.	—	—	.35 ea.
	SH8905	Bearing Kit, for smooth single fertilizer opener. Includes (2) bearings, (2) cups, seal, dust cap. Kinze.		SH8905	44.95 kit
	SH9934	Notched Single Fertilizer Blade; 17" dia., 5/16" bolt holes, 1-9/16" pilot. Kinze 2000 series.	—	GD9934	35.95 ea.
	SH39400	Flat Dust Cap for SH9934.	SH41485	GD1132	1.75 ea.
	SH41485	Bearing; Kinze early notched fertilizer opener with two bearings per hub.		GA2014	5.95 ea.
	SH62060	Narrow Gauge Wheel Assembly; 3" wide tire with roll pin bearing, SH45742. Kinze fertilizer 2000 series.		SH45742	86.95 ea.
	SH62070	Narrow Gauge Wheel Assembly; 3" wide tire with bolt-on bearing, SH312132. Kinze fertilizer 2000 series.		SH312132	86.95 ea.
Black nylon outer, steel inner rims	Complete double disc fertilizer attachments available, see pg. 49.				
	SH36777	Clamp; JD fertilizer opener.	A26777	—	19.95 ea.
	SH33316	Bracket; JD fertilizer opener.	AA23115	—	119.95 ea.
	SH20033	Pin, depth control; JD fertilizer opener.	D10033	—	8.50 ea.
	SH44096	Opener Frame; JD fertilizer opener.	AA24096	—	204.95 ea.
	SH33662	Pivot Bushing; fits inside tube of SH44096.	A23662	—	9.25 ea.
	SH36265	Scraper Bracket; JD fertilizer opener.	A26264	—	24.95 ea.
	SH33987	Spring with plugs; JD fertilizer opener.	AA23987	—	59.95 ea.
	SH87640	Bolt and nut for SH33987.	—	—	5.25 ea.
	SH36714	Pin, attach spring to opener frame.	A26714	—	7.75 ea.
	CP316100	Cotter Pin for SH36714 and SH20033.	—	—	.20 ea.
	SH44085	Outside Scraper with mounting hardware; JD fertilizer opener.	A24085	—	4.75 ea.
	SH16730	Outside Scraper; Kinze double disc fertilizer opener.	—	GD1673	5.25 ea.
	SH45913	Inside Scraper; JD fertilizer opener.	B35913	—	3.90 ea.
	SH45914	Inside washer, hex bolt, lock washer for SH45913.	—	—	3.25 ea.
	SH25890	Inside Scraper; Kinze fertilizer opener.	—	GD2589	5.25 ea.

JD 7000-7100 /Kinze® 2000 series & prior- Shoup Parts For (Cont.)

	Order No.	Description - Fits Models	Replaces		SHOUP Savings Price
			JD No.	Kinze No.	
	SH33360	Stainless Steel Dry Fertilizer Spout. JD.	62032		16.25 ea.
	62032	Hose Clamp; for JD dry fertilizer tube.			.99 ea.
	SH45601	Dry Fertilizer Rubber Tube. JD.	B35601	—	8.75 ea.
	SH21398	Dry Fertilizer Rubber Tube. Kinze.	—	GD21398	10.25 ea.
	SH11369	Stainless Steel Dry Fertilizer Spout. Kinze.	—	GA1369	35.95 ea.
	SH33113	Liquid Spout, use with 1/2" I.D. hose. JD.	AA23113	—	15.95 ea.
	SH33114	1/2" I.D. Clear Liquid Fertilizer Hose, 100 ft. roll; for use between squeeze pump and fertilizer spout. MaxEmerge™.	A26275	—	79.95 roll
For double disc openers.	SH33115	1/2" I.D. Clear Liquid Fertilizer Hose, 50 ft. roll; for use between squeeze pump and fertilizer spout. MaxEmerge™.	A26275	—	45.95 roll
	SH43005	7/16" I.D. Clear Liquid Fertilizer Hose, 100 ft. roll; for use between squeeze pump and fertilizer spout. Kinze 2000 series & prior.	—	G4300-05	79.95 roll
SH33115 SH43004 SH43005	SH43004	7/16" I.D. Clear Liquid Fertilizer Hose, 50 ft. roll; for use between squeeze pump and fertilizer spout. Kinze 2000 series & prior.	—	G4300-04	45.95 roll
	SH45778	Hose; for liquid fertilizer squeeze pump. 1/2" I.D., 13" length. 1 per row. JD, Kinze.	A35778	GR0215	9.75 ea.
	3506	Hose Clamp; for SH33114, SH33115, SH43004, SH43005, SH45778.	—	—	.89 ea.
	SH4332	Tension Bolt, Washer, Nut; for squeeze pump.	—	—	1.65 ea.
	SH41405	Compression Spring, squeeze pump. JD and Kinze 4-row, 6-row, 8-row, 12-row wide, 16-row. Also 12-row narrow lower spring anchor bar.	—	—	3.09 ea.
	SH44460	Bearing, relube; for squeeze pump roller arms. JD, Kinze.	—	—	7.95 ea.
	SH28602	Roller for 4 or 6 row squeeze pump.	AB18602	GR0233	54.95 ea.
SH28607	SH28607	Roller for 8 or 12 row squeeze pump.	AB18607	GR0283	76.95 ea.
	SH7003	Standard Down Pressure Spring with Plug; 1-1/2" dia. MaxEmerge™; Kinze before Fall 1989.	AB10071	GA2052	11.50 ea.
	SH7005	7/16" diameter tension bolt; use with SH7003 spring.	—	—	1.75 ea.
	JN716	7/16" jam nut; use with SH7005 bolt.	—	—	.30 ea.
	SH49073	Eyebolt; use with SH7003.	A39073	GA2036	10.75 ea.
	SH38046	Heavy-duty No-Till Down Pressure Spring with plug; 2-3/8" dia. MaxEmerge™; Kinze before Fall 1989. Also Kinze contact drive wheels.	AA35876	GA2068	18.95 ea.
	SH9001	Heavy-duty No-Till Down Pressure Spring only; 2-3/8" dia. MaxEmerge™; Kinze before Fall 1989. Also Kinze contact drive wheels.	—	—	11.95 ea.
	SH9006	Hex Bolt, Washer, Nut. For SH38046, SH9001 (except contact drive wheels).	—	—	2.25 ea.
	SH18249	Standard Down Pressure Spring. 1-3/16" O.D. Kinze 2000 series.	—	GD8249	6.99 ea.
	SH21337	Heavy-duty Down Pressure Spring. 1-1/2" O.D. Kinze 2000 series. (Will replace SH18249 when used in full sets).	—	GD21337	12.25 ea.
	SH10186	Spring Anchor. Kinze 2000 series.	—	GB0186	10.95 ea.
	SH20545	Pin, use with SH10186.	—	GD14217	1.99 ea.

	Order No.	Description - Fits Models	Replaces		SHOUP Savings Price
			JD No.	Kinze No.	
	SH32884	4.5" x 16" Tire, standard profile; fits gauge wheel assembly. MaxEmerge™; Kinze.	A84050	GD1086	37.95 ea.
	SH128633	4.5" x 16" Tire, RIP (reduced inner profile); fits gauge wheel assembly. MaxEmerge™; Kinze.	A84450	—	42.95 ea.
	SH32780Y	Gauge Wheel Half, yellow. MaxEmerge™.	A22780	—	15.95 ea.
	SH32780W	Gauge Wheel Half, white. Kinze 2000 series & prior.	—	GD1048	15.95 ea.
	SH42046Y	Gauge Wheel Assembly with SH45742 bearing, yellow. MaxEmerge™.	AA32046	—	83.95 ea.
	SH42046W	Gauge Wheel Assembly with SH45742 bearing, white. Kinze before 1993.	—	GA2021	83.95 ea.
	SH66150	Gauge Wheel Assembly with SH312132 bearing, white. Kinze 2000 series 1993 & after.	—	GA6615	83.95 ea.
	H58300	Hex Bolt; mount SH66150 to arm.	19H1863	—	1.95 ea.
	LW58	Lock Washer; use with H58300.	—	—	.30 ea.
	SH24365	Flat Washer; use with H58300.	24H1365	G10204	.30 ea.
	SH42572	Gauge Wheel Arm. MaxEmerge™.	A22572	—	24.50 ea.
	SH42573	Gauge Wheel Arm. Kinze up to 1993 with gauge wheel held on with a roll pin.	—	GA2116	24.50 ea.
	SH66141	Gauge Wheel Arm. Kinze 2000 series with bolt on style gauge wheel.	—	GA6614	24.50 ea.
	SH51441	Shim Washer, gauge wheel arm.	—	—	.50 ea.
	SH45742	Bearing, Gauge Wheel and Closing Wheel. MaxEmerge™; Kinze to 1993.	AA35741	GA2022	8.25 ea.
	SH35915	Gauge Wheel Bearing Sleeve for SH45742.	A25915	GB0118	1.95 ea.
	SH314	Spiral Pin; used with SH45742, SH45951. 	—	—	.50 ea.
	SH45951	Bearing with Sleeve, Gauge Wheel. MaxEmerge™; Kinze to 1993.	AA35951	—	11.25 ea.
	SH312132	Bearing, Gauge Wheel and Closing Wheel. Kinze 1993 and newer.	—	GA6171	8.95 ea.

See pgs. 37-38 for more gauge wheel options.

SH42046Y
SH42046W

SH42572
SH42573

SH35915

SH312132












SH45951

SH45742

Dry Fertilizer hoppers, augers, drive components, see pg. 50.

Complete double disc fertilizer attachments available, see pg. 49.

Seed Lubricants

	SH30734	Graphite, 1 lb. bottle.			6.75 ea.
	SH40734	Graphite, case of 6; 1 lb. bottles.			36.50 case
	SH30745	Graphite, 5 lb. bottle.			20.95 ea.
	SH40745	Graphite, case of 4; 5 lb. bottles.			75.95 case
	SH42577	Talc, 8 lb. jug.			21.95 ea.
	SH52577	Talc, case of 4; 8 lb. jugs.			84.95 case
	SH42591	Talc, 40 lb. box.			63.95 ea.
	SH30747	80/20 talc/graphite, 8 lb. jug.			31.95 ea.
	SH40747	80/20 talc/graphite, case of 4; 8 lb. jugs.			118.75 case
	SH30748	80/20 talc/graphite, 40 lb. box.			84.95 box
	SH46780	Dispensing Cap, meters 1/8 cup of material per handle turn. Use with SH42577 8 lb. talc and SH30747 8 lb. 80/20.			9.95 ea.

Use also with CNH 8 lb. talc/graphite and graphite, EZ Slide & Rural King 8 lb. talc/graphite, Precision Planting eFlow™ 8 lb. containers. Does not fit John Deere containers.

JD 7000-7100 /Kinze® 2000 series & prior- Shoup Parts For (Cont.)

	Order No.	Description - Fits Models	Replaces		SHOUP Savings Price
			JD No.	Kinze No.	
	SH53879	Cast Closing Wheel Arm Stop, painted green. MaxEmerge™; Kinze.	A33879	GB0113	23.95 ea.
	SH0293	Closing Wheel Arm; includes (2) SH0239 eccentric pivot bushings, (2) SH0282 stepped bushings and bolts. Kinze 1993 and newer with bolt-on closing wheels.	—	GA8322, GA15197	50.95 ea.
	SH0282	Hex Step Bushing; Kinze with SH0293 arm.	—	GB0282	1.95 ea.
	SH0239	Eccentric Bushing; Kinze with SH0293 arm.	—	GB0239	3.90 ea.
	SH8460	Closing Wheel Spring; Kinze 1993 and newer.	—	GD8460	6.25 ea.
	SH0354	Closing Wheel Adjusting Lever; Kinze 1993 and newer.	—	GB0254	11.75 ea.
	SH36166	Closing Wheel Spring, complete. MaxEmerge™; Kinze (prior to 1993).	AA23116	GA2054	14.95 ea.
	SH36167	Bolt for closing wheel spring.	19H2218	—	2.25 ea.
	SH51217	Closing Wheel Arm. MaxEmerge™. Use with SH44723 or SH44724 bushings.	AA31217	—	44.50 ea.
	SH51218	Closing Wheel Arm. Kinze before 1993. Use with SH44723 or SH44724 bushings.	—	GA6056	44.50 ea.
	SH32724	Bushing, 3/4" O.D. MaxEmerge™ closing arms to s/n 064400.	A22724	—	2.60 ea.
	SH44723	Bushing, 1" O.D. MaxEmerge™ closing arms s/n 064401 & up; Kinze before 1993.	A34723	GD1111	2.25 ea.
	SH44724	Eccentric Bushing, 1" O.D. Optional use with SH51217 and SH51218 style arm.	—	GB0219	2.75 ea.
	H12112	Hex Bolt for SH32724 or SH44723 bushing.	—	—	.78 ea.
	H12134	Hex Bolt for SH44724 bushing.	—	—	.85 ea.
	LN12	Lock Nut for closing wheel bushing.	—	—	.35 ea.
	FW12	Flat Washer for closing wheel bushing.	—	—	.20 ea.
	CWR105	Closing Wheel Remover.			39.95 ea.
	SH43297	Closing Wheel with Bearing. MaxEmerge™; Kinze before 1993.	AA43899	GA3086	41.95 ea.
	SH314	Spiral Pin; used with SH43297.	—	—	.50 ea.
	SH43012	Nylon Closing Wheel Half. Kinze before 1993.	—	D4455	12.95 ea.
	SH47171	Hex Head Screw; use with aluminum wheel half (replaces Phillips screws on early models).	—	—	.30 ea.
	SH32325	Tire; fits closing wheel assembly.	A22325	GD1085	8.95 ea.
	SH64340	Closing Wheel with Bearing, 1" x 12". Kinze 1993 and newer.	—	GA6434	39.95 ea.
	SH64345	One-piece UHMW Closing Wheel with Bearing. Kinze 1993 and newer. Also fits John Deere 7000, 7100 with MaxEmerge™ and Kinze before 1993 when used with SH23780 adapter stud kit.			43.95 ea.
		Unbreakable design is ideal for extreme conditions. Rubber tire is bonded to the poly core and will not tear off. UHMW material sheds mud build up significantly better than original rubber tires. The 40mm press-in bearing requires no wheel disassembly to replace.			
	SH23780	Adapter Stud Kit; 1 used per row. Used to mount SH64340, SH64345 closing wheel on John Deere 7000, 7100 with MaxEmerge™ and Kinze before 1993.			21.95 row
	SH23986	Jack Assembly, Kinze planter hitch; 7000 lbs. lift capacity. 2210, 2300, 2400, 2500, 2600.		GA4994, GA13986, GA14397	149.00 ea.

JD 7000-7100 /Kinze® 2000 series & prior- Shoup Parts For (Cont.)

	Order No.	Description - Fits Models	Replaces		SHOUP Savings Price
			JD No.	Kinze No.	
	SH36827	Lid for 1.6 Bushel Seed Box. MaxEmerge™; Kinze 2000 series & prior.	AA26827	GA4758	19.75 ea.
Use with original JD lid, SH36827 or SH47000.	SH40461	Lid for 3 Bushel Seed Box. MaxEmerge™.	AA30461	—	158.50 ea.
	SH44271	Lid for 7000 Dry Fertilizer Box.	AA22087	—	174.95 ea.
	SH35663	Seed Hopper only, less mounting brackets and hardware. Yellow poly, 1.6 bu. capacity. 7000-7100 MaxEmerge™ (plateless meters only).			119.95 ea.
	SH35676	Seed Hopper with mounting brackets and hardware. Yellow poly, 1.6 bu. capacity. 7000-7100 MaxEmerge™ (plateless meters only).			169.95 ea.
SH35676 with mounting brackets.	SH22058	Seed Hopper only, less mounting brackets and hardware. White poly, 1.6 bu. capacity. Kinze 2000 series & prior (plateless meters only).			119.95 ea.
	SH31053	Seed Hopper with mounting brackets and hardware. White poly, 1.6 bu. capacity. Kinze 2000 series & prior (plateless meters only).			169.95 ea.
	SH42075	Retainer for seed hopper and meter. MaxEmerge™; Kinze.	AA32075	GA2027	29.95 ea.
SH48976	SH32119	Latch for seed hopper. MaxEmerge™; Kinze.	AA22119	GA2007	6.50 ea.
	SH48976	Hopper Support Panel. Use with 1.6 bu. seed hopper and insecticide/herbicide hopper or 3 bu. hopper. MaxEmerge™.	AA28976	—	197.50 ea.
	SH62740	Depth control handle, spring, cotter pin, washer. MaxEmerge™; Kinze 2000 series & prior.	A42740	GB0102	18.95 ea.
SH26318	SH26318	Spring, depth control handle. MaxEmerge™; Kinze.	A90676	GD1066	1.50 ea.
	SH52337	Depth Adjuster Plate. MaxEmerge™; Kinze.	A42337	GB0105	11.50 ea.
	EQ7000	Equalizer® walking gauge wheel attachment, allows gauge wheels to move independently. MaxEmerge™; Kinze 2000 series & prior.			38.95 ea.
	EQ100	Replacement rocker for Equalizer® and Depth-A-Matic.		EQ100	14.95 ea.
	RP516112	Roll Pin, use with EQ100.			.50 ea.
	SH52826	Unit Shank. MaxEmerge™.	AA36650	—	319.00 ea.
	SH52827	Unit Shank. Kinze 2000 series & prior (except push units).	—	G1K272	319.00 ea.
	SH21273	Push Unit Shank. Twin-Line thru 1999; 2000 series.	—	G1K273	389.00 ea.
	B7558	U-Bolt for mounting units to 7" x 5" frame.	A23249	—	6.40 ea.
	B7758	U-Bolt for mounting units to 7" x 7" frame.	A22561	—	7.50 ea.
	HN58	Hex Nut for B7558, B7758.	14H760	—	.35 ea.
SH33372	SH33372	Angle, right; row unit mount. MaxEmerge™.	A23372	—	34.50 ea.
	SH50635	Angle, left; row unit mount. MaxEmerge™.	A40635	—	34.50 ea.
	SH10036	Mounting Plate, row unit. Kinze (except push units).	—	GD10036	44.95 ea.
	SH11971	Mounting Plate, row unit. Kinze push units.	—	GA11971	68.75 ea.
	Upper Parallel Arms SH32446				
SH15788	SH32446	MaxEmerge™; Kinze. 2 used.	A22446	GD7619	21.95 ea.
	SH21422	Kinze 2000 (except push units). 2 used.	—	GD11422	19.95 ea.
	SH15788	Kinze push units. Twin-Line thru 1999; 2000 series.	—	GA5788	78.95 ea.
	Lower Parallel Arms				
SH31123	SH31123	MaxEmerge™; Kinze to Fall 1989.	AA21123	GA5550	69.95 ea.
	SH66510	Kinze 2000 series (except push units).	—	GA5651	81.50 ea.
	SH15787	Kinze push units. Twin-Line thru 1999; 2000 series.	—	GA5787	79.95 ea.
SH33790	SH33790	Bushing, for upper and lower parallel arms. MaxEmerge™; Kinze.	A23789	GB0218	1.60 ea.

Bolt Usage for Parallel Arms

Planter	Front Upper	Front Lower	Rear Upper	Rear Lower	Flat Washer	Lock Nut	JD 7000-7100; Kinze to 1993		Kinze 2000 series 1993 & after	
							Order No.	Price	Order No.	Price
JD 7000-7100; Kinze to 1993.	H58134 2 used	H58134 2 used	H58214 2 used	H58134 2 used	FW58 8 used	LN58 8 used	H58134	1.50 ea.	HB58134NF	1.40 ea.
Kinze 2000 series 1993 & after.	HB58200NF 2 used	HB58200NF 2 used	HB58214NF 2 used	HB58134NF 2 used	FW58 8 used	LN58NF 8 used	H58214	1.60 ea.	HB58200NF	1.75 ea.
							LN58	.80 ea.	HB58214NF	1.90 ea.
							FW58	.38 ea.	LN58NF	.95 ea.
									FW58	.38 ea.



SH88790	Bushing Kit for parallel linkage. MaxEmerge™; Kinze to 1993. 1 kit used per row. Hardware in kit is coarse (NC) thread.	29.50 kit
Kits include 8 ea. SH33790 bushings, hex bolts, flat washers, lock nuts.		
SH99790	Bushing Kit for parallel linkage. Kinze 2000 series 1993 & after. 1 kit used per row. Hardware in kit is fine (NF) thread.	32.50 kit

	Order No.	Description - Fits Models	Replaces		SHOUP Savings Price
			JD No.	Kinze No.	
	SH43018	Corn Meter Backing Plate with Adjustable Brush, for corn finger pickup. Manufactured by Precision Planting.	AA35644	GR1569	50.50 ea.
	SH35660	Seed Brush, replaces either white or gray brush. For original John Deere backing plate.	AA35660	—	4.95 ea.
	SH43040	Adjustable Brush for Precision meter and Precision PopulationMax™ backing plate.	—	—	10.00 ea.
	SH43016	Finger Wheel Assembly, for corn finger pickup. Manufactured by Precision Planting.	AA60534	GR1848	60.00 ea.
	CP532114	Cotter Pin, for SH43016.			.15 ea.
	SH43016	Seed Belt, for corn finger pickup. Manufactured by Precision Planting.	A67976	GD11286	15.00 ea.
	SH32795	Driver, for seed belt in corn finger pickup.	A76093	—	7.50 ea.
	SH32305	Idler, for seed belt in corn finger pickup.	A22305	—	3.15 ea.
	SH31578	Bushing, use with SH32305 idler.	A21578	—	.89 ea.
	SH58363	Housing Cover, for corn finger pickup. JD; Kinze 2000 series & prior.	A65626	GD1046	10.95 ea.
	SH43015	Skip Stop™ is a replacement meter cover with a patented cushion system designed to eliminate seed bounce in the belt housing of finger pickup meters. Manufactured by Precision Planting.			28.00 ea.
	SH43014	SH43014 and SH43015 do not fit Great Plains meter manufactured by Precision Planting. Cushion. Replacement for Skip Stop™.			17.00 ea.
			Replaces Kinze No.		
	SH6050	Soybean brush meter , less seed disc. JD 7000-7100 MaxEmerge™; Kinze. Order seed discs separately.		700-01079C	142.50 ea.
	SH8050	Milo/Sorghum brush meter , less seed disc. JD 7000-7100 MaxEmerge™; Kinze.			149.95 ea.
		Replacement Parts & Discs for Kinze® and SHOUP Brush Meter with Aluminum Housing.			
		Flat 2-Bolt Seed Disc			
	SH15794	60 cell soybean disc, 2200-4000 seeds/lb.	Black	GA5794	14.25 ea.
	SH16184	48 cell soybean disc, 1400-2200 seeds/lb.	Blue	GA6184	14.95 ea.
	SH15780	60 cell high-rate small milo/sorghum disc, 12000-18000 seeds/lb.	Red	GA5795	14.95 ea.
	SH15982	30 cell small milo/sorghum disc, 14000-20000 seeds/lb.	Red	GA5982	14.95 ea.
	SH16633	60 cell high-rate large milo/sorghum disc, 10000-14000 seeds/lb.	Yellow	GA6633	14.95 ea.
	SH16187	30 cell large milo/sorghum disc, 10000-16000 seeds/lb.	Light Blue	GA6187	14.95 ea.
	SH57887	Wing Nut. 2 used with 2-bolt seed discs.			1.65 ea.
	SH21122	Upper Brush Retainer; use with soybean/cotton disc.		GD11122	3.90 ea.
	SH18237	Upper Brush Retainer; use with milo/sorghum disc.		GD8237	9.75 ea.
	SH11152	Hex head screw; use with SH21122, SH18237, SH68340.		G11151	.25 ea.
	SH28778	Wear Strip, stainless steel. Fits aluminum or plastic housing.		GD8778	9.75 ea.
	SH66690	Upper Brush, blue. Fits aluminum or plastic housing.		GA5699	5.95 ea.
	SH68340	Lower Brush, black, with holder. Fits aluminum housing only.		GA5834	13.50 ea.
		Row Unit Drive Chains			
	9841	Seed Chain. MaxEmerge™; Kinze finger pickup (except push-units).			7.40 ea.
	11441	Seed Chain. Kinze finger pickup with units set back 4".			7.95 ea.
	9741	Seed Chain. Kinze push-units, finger pickup.			7.40 ea.
	11041	Insect./Herb. Chain. MaxEmerge™; Kinze to 1983.			7.59 ea.
	11441	Insect./Herb. Chain. Kinze 1983 & after with finger pickup seed meter.			7.95 ea.

JD 7000-7100 /Kinze® 2000 series & prior- Shoup Parts For (Cont.)

Insecticide idler SH40968, see pg. 17.	Order No.	Description - Fits Models	Replaces		SHOUP Savings Price
			JD No.	Kinze No.	
	SH33838	Idler, seed drive; 1-9/16" dia. MaxEmerge™.	A22838	—	1.30 ea.
	SH31026	Bushing, use with SH33838 idler; 1-3/16" long. 2 per row. MaxEmerge™.	N120831	—	1.40 ea.
	SH24203	Snap Ring; use with SH33838.	B14203	—	.99 ea.
	SH21962	Idler, seed and insecticide/herbicide drive. Kinze.	—	GD11962	2.79 ea.
	SH31026	Bushing, 1-3/16" long. Use with SH21962 idler, 1 per row. Kinze.	—	GD1026	1.40 ea.
	SH35369	Idler arm, seed drive chain tightener. MaxEmerge™; Kinze.	A50564	GA2056	6.49 ea.
	SH34633	Idler arm, insecticide/herbicide drive chain tightener. MaxEmerge™; Kinze.	AA24633	GA2008	14.75 ea.
	SH24203	Snap Ring; use with SH35369 and SH34633.	B14203	G10435	.99 ea.
	SPR105	Bearing with Sprocket, 9/16" hex bore. MaxEmerge™; early Kinze.	AA30654	GA2057	26.95 ea.
	SH17200	Bearing with Sprocket, 7/8" hex bore. Late Kinze.	—	GA1720	20.95 ea.
	SH54259	Bearing, seed drive line, 9/16" hex bore. JD 7000 Flex-Fold.	AA34259	—	19.95 ea.
	SH22180	Bearing, seed drive line, 7/8" hex bore. Kinze.	—	GA2180	15.95 ea.
	SH48518	Spring, seed drive. MaxEmerge™; Kinze (except push units).	A63534	GD1065	2.09 ea.
	SH11218	Spring, seed drive. Kinze push units only.	—	GD11218	2.09 ea.
	SH21219	Spring, herbicide/insecticide drive. Kinze.	—	GD11219	2.19 ea.
	SH32273	Bearing, plateless drive. MaxEmerge™; Kinze.	AA22273	GA2016	20.95 ea.
	SH37146	Hopper Drive Sprocket; 11 & 19 tooth. MaxEmerge™; Kinze.	AA27146	GB0107	22.50 ea.
	SH37397	Spring, plateless drive. MaxEmerge™; Kinze.	B27397	GD10464	1.50 ea.
	SH34484	Coupler, plateless drive. MaxEmerge™; Kinze.	A24484	GB0243	6.99 ea.
	SH45072	Lever, plateless drive. MaxEmerge™.	A25072	—	6.75 ea.
	SH45073	Lever, plateless drive. Kinze.	—	GD1036	6.75 ea.
	SH35447	Handle, plateless drive. MaxEmerge™; Kinze.	A25447	GD1035	4.50 ea.
	SH45074	Support, plateless drive. MaxEmerge™; Kinze.	A25073	GD1037	13.95 ea.
	SH34485	Bearing Housing, plateless drive. MaxEmerge™; Kinze.	A24485	GB0108	17.50 ea.
	SH45700	Plateless hopper drive assembly with sprocket and coupler. MaxEmerge™.	—	—	96.95 ea.
	SH55800	Plateless hopper drive assembly with sprocket and coupler. Kinze.	—	—	96.95 ea.
	SH8393	Solenoid, point row clutch. Kinze 2100.	—	GA8393	149.95 ea.
	SH6164	Sprocket and Ratchet Assembly. Kinze 2000 series.	—	GA5164	109.95 ea.
	8040	Seed Rate Transmission Chain, 80 links. Kinze 2000 series.	—	G3310-80	9.80 ea.

Kinze® 2000 Series Seed Rate Transmission Sprockets

Order No.	Replaces Kinze No.		Order No.	Replaces Kinze No.			
SH6105	15 tooth	GA5105	18.95 ea.	SH6111	26 tooth	GA5111	26.25 ea.
SH6106	17 tooth	GA5106	18.95 ea.	SH6112	27 tooth	GA5112	26.25 ea.
SH6107	19 tooth	GA5107	20.25 ea.	SH6113	28 tooth	GA5113	27.75 ea.
SH6108	23 tooth	GA5108	22.25 ea.	SH6114	30 tooth	GA5114	28.90 ea.
SH6109	24 tooth	GA5109	22.95 ea.	SH6202	34 tooth	GA5202	33.50 ea.
SH6110	25 tooth	GA5110	22.95 ea.				








1746	Linch Pin for Kinze transmission sprockets.	1746	GD2558	.55 ea.
SH32097	Bearing, 7/8" hex bore, curved outer race, 7/8" inner race width. Kinze transmissions, hex drive lines, contact drive wheels.	—	G2100-03	14.50 ea.
SH5548	Bearing, 7/8" hex bore w/cotter pin hole, curved outer race, 1-5/8" inner race width. Kinze transmission.	—	GA5548	31.75 ea.
FL52MSTR	Flange set; use with SH32097, SH5548.			3.90 set
SH35857	Spring; Kinze transmission, contact drive wheels, row mounted residue wheels.	—	GD5857	2.09 ea.
HPC014GP	Bearing, 7/8" hex bore, flat outer race; Kinze transmissions, hex drive lines, contact drive wheels.	—	GA5116	14.50 ea.
SH7154	Idler, 18 tooth, 1/2" bore; for 40 & 41 chain. Fits Kinze 2000 series transmissions, contact wheels, interplant and fertilizer drives. Also replaces 15 tooth idler on early 2000.	—	GA7154	12.25 ea.

















Order No.	Description - Fits Models	Replaces		SHOUP Savings Price
		JD No.	Kinze No.	
John Deere Transmission Chains, Sprockets and Components				
382040	Seed Transmission Chain, 38 links; JD 7000-7100.	AA21484	—	7.50 ea.
442040	Seed Transmission Chain, 44 links; JD 7000-7100.	AA21483	—	8.75 ea.
SH40968	Plastic Idler, 1-7/8" dia.; JD seed and fertilizer transmission, insecticide/herbicide.	B30968, B30969	—	1.85 ea.
SH40967	Bushing, use with SH40968 idler. 1-3/4" long.	B30967	—	1.50 ea.
SH24203	Snap Ring; use with SH40968.	B14203	—	.99 ea.
SH32584	Idler Arm; JD 7000 (except flex fold), 7100 seed transmission.	AA22584	—	17.50 ea.
SH36795	Sprocket, 22-26 tooth; JD seed transmission.	AA26795	—	65.95 ea.
SH36796	Sprocket, 18-28 tooth; JD seed transmission.	AA26796	—	65.95 ea.
SH36805	Sprocket, 14 tooth; JD seed transmission.	AA26805	—	34.95 ea.
SH36794	Sprocket, 16-30 tooth; JD seed transmission.	AA26794	—	58.95 ea.
SH36802	Sprocket, 30 tooth; JD seed transmission.	AA26802	—	35.75 ea.
SH36720	Sprocket, 20 tooth; JD seed transmission. Allows a wider range of population settings.	—	—	39.95 ea.
SH32097	Bearing, 7/8" hex bore, curved outer race; JD and Kinze transmissions, hex drive lines.	AA22097	G2100-03	14.50 ea.
FL52MSTR	Flange set; use with SH32097.	—	—	3.90 set
SH30337	Rubber Spacer; JD and Kinze seed transmission.	A20337	GD0832	3.25 ea.
SH49744	Top Shaft, 7/8" hex; JD seed transmission.	A54318	—	27.50 ea.
SH35375	Bottom Shaft, 7/8" hex; JD seed transmission.	A54317	—	27.50 ea.
SH32390	Coupler, 9/16" hex I.D., 1" O.D.; use with SH49743. JD seed transmission.	A22390	—	15.75 ea.
CP316200	Cotter Pin, 3/16" x 2". 1 used with SH32390.	—	—	.40 ea.
SH49743	Coupler, 1-1/16" I.D.; use with SH32390. JD seed transmission.	A39743	—	16.90 ea.
SH24949	Pin; 1 used with SH49743.	B14949	—	1.19 ea.
SH59211	Clutch kit; JD 7000 4, 6, 16, 18, 24 row narrow; 4, 12 row wide. Includes SH32609 clutch, SH35762 lever, SH34692 cam, SH60215 sprocket, SH36220 spring, SH19169 washer, SH21600 washer, (2) SH20090 pin.	AA49211	—	191.50 kit
SH58708	Clutch kit; JD 7000 8, 12 row narrow; 6, 8 row wide. Includes SH32609 clutch, SH34693 lever, SH35886 cam, SH50216 sprocket, SH36220 spring, SH19169 washer, SH21600 washer, (2) SH20090 pin.	AA48708	—	191.50 kit
SH60215	Sprocket, countershaft drive. JD 7000 4, 6, 16, 18, 24 row narrow; 4, 12 row wide.	H135402	—	59.95 ea.
SH50216	Sprocket, countershaft drive. JD 7000 8, 12 row narrow; 6, 8 row wide.	H135403	—	39.95 ea.
SH19169	Washer; use with SH60215 and SH50216.	19169	—	3.75 ea.
SH34692	Cam, countershaft drive. JD 7000 4, 6, 16, 18, 24 row narrow; 4, 12 row wide.	A52295	—	24.60 ea.
SH35886	Cam, countershaft drive. JD 7000 8, 12 row narrow; 6, 8 row wide.	A25886	—	32.25 ea.
SH35762	Lever, countershaft drive. JD 7000 4, 6, 16, 18, 24 row narrow; 4, 12 row wide.	A52296	—	37.65 ea.
SH34693	Lever, countershaft drive. JD 7000 8, 12 row narrow; 6, 8 row wide.	A24693	—	50.50 ea.
SH32609	Clutch, countershaft drive. JD 7000 4, 6, 8, 12, 16, 18, 24 row.	H135401	—	66.95 ea.
SH21600	Washer; use with SH32609.	21600	—	3.50 ea.
SH26110	Thrust Washer; for countershaft drive clutch.	H1611B	—	1.20 ea.
SH36220	Spring; for countershaft drive clutch.	H2622B	—	4.30 ea.
SH20090	Pin; for countershaft drive clutch. 2 used.	P1009B	—	4.95 ea.
SH32098	Bearing with set screw, curved outer race; JD round countershaft drive.	AA22098	—	21.95 ea.
SH32099	Bearing with cotter pin hole, curved outer race; JD round countershaft drive.	AA22099	—	22.25 ea.
CP14200	Cotter Pin, use with SH32099.	—	—	.40 ea.
FL52MSTR	Flange set; use with SH32098, SH32099.	—	—	3.90 set

JD 7000-7100 /Kinze® 2000 series & prior- Shoup Parts For (Cont.)

	Order No.	Description - Fits Models	Replaces		SHOUP Savings Price
			JD No.	Kinze No.	
	S1210	Carrier, Dog Ratchet; JD 7000-7100 with round countershaft drive.	A22513	—	17.50 ea.
	H56212	Hex Bolt, use with S1210.	—	—	.50 ea.
	LN516	Lock Nut, 5/16".	—	—	.15 ea.
	S1215	Dog Ratchet; fits JD 7000-7100 with round or hex countershaft drive.	B32701	—	3.25 ea.
	CP316200	Cotter Pin, use with S1215.	—	—	.40 ea.
	S1220	Spring, Dog Ratchet; JD 7000-7100 with round or hex countershaft drive.	B12516	—	2.25 ea.
	SH44930	Sprocket, Dog Ratchet; JD 7000-7100 with round countershaft drive.	A24930	—	20.75 ea.
	SH32854	Sprocket and Ratchet Assembly; JD 7000-7100 with round countershaft drive.	—	—	49.95 ea.












Transmission Countershafts to fit JD 7000			Order No.	Fits Planter	Replaces JD No.	
Order No.	Fits Planter	Replaces JD No.				
SH38655	4-row narrow.	A28655 209.95 ea.	SH44683	Left. 12-row narrow, rigid.	A24683	243.95 ea.
SH33375	4-row wide.	A23375 194.95 ea.	SH44684	Right. 12-row narrow, rigid.	A24684	243.95 ea.
SH43047	6-row narrow.	A23047 239.95 ea.	SH44137	Left. 12-row narrow, front fold.	A34137	192.50 ea.
SH41804	Left. 6-row wide, 8-row narrow.	A31804 199.95 ea.	SH44138	Right. 12-row narrow, front fold.	A34138	192.50 ea.
SH41805	Right 6-row wide, 8-row narrow.	A31805 199.95 ea.				

		Main Wheel Drive Chains to fit JD planters				
	Import	572050	Chain. 7000 Conservation (7x7 frame), all sizes.	—	—	16.60 ea.
		532050	Chain. 7000 Standard (5x7 frame), 4-row narrow thru 6-row narrow.	AA37881	—	14.70 ea.
		562050	Chain. 7000 6-row wide thru 12-row narrow. 7000 front fold 8-row wide, 12-row narrow.	AA22372	—	14.95 ea.
		692050	Chain. 7000 front fold 12-wide thru 24-row narrow.	—	—	19.10 ea.
		562050	Chain. 7100 built before 1979, all sizes.	AA22372	—	14.95 ea.
		502050	Chain. 7100 built after 1979, all sizes.	AA28486	—	14.20 ea.
		512050	Chain. Split Row Planting Attachments.	—	—	14.50 ea.
	SH32628	SH32628	Plastic Idler, 2-1/4" diameter; JD drive wheel.	A22628	—	2.25 ea.
	SH1135	SH1135	Bushing, use with SH32628 idler; 1-1/2" long.	B30966	—	1.39 ea.
	S1130	S1130	Plate Idler; JD drive wheel. 6-row wide thru 24-row narrow.	A24447	—	13.75 ea.
	SH35412	SH35412	Spring, drive wheel. JD 4-row narrow & wide, 6-row narrow.	A25412	—	3.75 ea.
	SH34724	SH34724	Right Idler Arm Assembly. JD 4-row narrow & wide, 6-row narrow.	A24724	—	41.95 ea.
	SH34725	SH34725	Left Idler Arm Assembly. JD 4-row narrow & wide, 6-row narrow.	A24725	—	41.95 ea.
	SH1115	SH1115	Bushing, Wheel Arm Pivot. JD.	A64190	—	6.75 ea.
	SH32558	SH32558	Countershaft Bearing, 7/8" round bore with set screws, flat outer race. JD wheel frame.	AA22558	—	23.50 ea.
	SH38271	SH38271	Countershaft Bearing, 7/8" hex bore, flat outer race. JD wheel frame.	AA28271	—	15.95 ea.
	SH0895	SH0895	Bearing Kit for 6-bolt hub; (2) bearings with seals, (2) cups. Kinze transport and drive wheels on 2000, 2100, 2200, 2210, 2500, 2600, 2700, Econo-Fold II, Pull Type II, Twin-Line; 2300 drive wheel only; Econo-Fold lift wheels only.	—	—	48.95 kit
	SH3605	SH3605	Bearing Kit for 8-bolt hub; (2) bearings, (2) cups, (2) seals. Kinze axle and transport wheels on 2300, 2600.	—	—	74.95 kit
	SH31131	SH31131	Drive Wheel Hub, cups installed. JD drive wheels. 7000 (except Flex-Fold); 7100.	AA21131	—	219.95 ea.
	SH42167	SH42167	Bearing Kit; (2) tapered bearings, (2) cups, snap ring, (2) seals. JD drive wheels.	—	—	19.95 kit








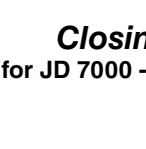

JD 7000-7100 /Kinze® 2000 series & prior- Shoup Parts For (Cont.)

	Order No.	Description - Fits Models	Replaces		SHOUP Savings Price
			JD No.	Kinze No.	
	SH32470	Spindle Shaft; JD drive wheels. 7000 (except Flex-Fold), 7100.	A22470	—	46.95 ea.
	SH50689	Hardware Kit for SH32470 spindle; jam nut, set screw, spacer bushings, hex bolts, washers.	—	—	15.50 kit
	SH50689	Spindle Shaft; 7000 Flex-Fold.	A40689	—	64.95 ea.
	SH50690	Spindle Nut with set screw for SH50689.	A22468	—	6.75 ea.
	SH35731	End Washer; use with SH31131 hub.	A25731	—	27.50 ea.
	SH56101	12 tooth Sprocket; JD drive wheels on all 4, 6, 8 row; 12 row narrow.	A46101	—	49.95 ea.
	SH32404	Hitch. 7000 Conservation & Drawn; 7200, 1750 4-row narrow & wide, 6-row narrow.	AA22404	—	495.00 ea.
	SH57755	Hitch Clevis; fits SH32404 hitch.	A47755	—	89.95 ea.
	SH32977	Herbicide/Insecticide Feed Wheel, round bore. MaxEmerge™; Kinze 2000 series & prior.	AA22977	A2029	10.50 ea.
	SH22703	Quick Lock Pin; use with SH32977 feed wheel.	AB12703	—	4.25 ea.
	SH36276	Herbicide/Insecticide Hose; 1/2" I.D., 5/8" O.D. Fits between funnel and diffuser. MaxEmerge™.	A26275	—	3.50 ea.
	SH47494	Herbicide/Insecticide Hose; 9/16" I.D., 3/4" O.D. Fits between funnel and diffuser. MaxEmerge™.	A37494	—	6.25 ea.
	SH2947	Herbicide/Insecticide Hose; 7/16" I.D., 11/16" O.D. Fits between funnel and diffuser. Kinze 2000 series & prior.	—	GD2947	3.75 ea.
	3506	Hose Clamp; for herbicide/insecticide hose.	—	—	.89 ea.
	SH60762	Insecticide in-furrow placement bracket. Includes mounting hardware.	A50762B	—	10.50 ea.
	SH42670	Slope compensating insecticide T-Bander; 4-1/2" band width, replaces rubber style diffuser. MaxEmerge™, Kinze.	B32601	GD1081, GD6907	11.25 ea.
	SH42700	SH42670 with rubber windshield. 5" wide bottom opening.	—	—	16.25 ea.
	SH52681	Tooth, incorporator; 7 used per attachment.	A42681	GD1145	2.90 ea.
	C38034	Carriage Bolt, 3/8" x 3/4"; for SH52681.	—	—	.29 ea.
	FN38	Flange Nut, 3/8"; for SH52681.	—	—	.22 ea.
	SH37003	Bearing, for furrow opener; 2.047" O.D. JD prior to 1984.	A27002	—	9.75 ea.
	SH44616	Bearing, for furrow opener; 2.440" O.D. JD 1984 and after.	AA34616	—	19.80 ea.
	SH31038	Spindle; JD single arm no-till coulters prior to 1980.	A21038	—	74.95 ea.
	SH41898	Spindle with 6 bolt hub; JD single arm no-till coulters 1980 and after.	AA31898	—	144.50 ea.
	SH22188	Slotted Nut, 1" fine thread; use with SH31038, SH41898.	A12188	—	4.25 ea.
	SLN100	Slotted Nut, 1" coarse thread; use with SH31038.	14H872	—	3.50 ea.
	CP316112	Cotter Pin for SH22188 and SLN100.	11H218	—	.25 ea.
	SH0487	Residue Wheel; 12" dia. x 3/8" thick. Kinze 2000 series & prior.	—	GB0387, GD10552	59.95 ea.
	H56112	Hex Bolt, for mounting residue wheel to hub (6 used).	—	G10133	.30 ea.
	LN516NL	Lock nut for H56112 (6 used).	—	G10109	.15 ea.
	SH6654	Hub with Bearings, for residue wheels or disc furrowers. Kinze 2000 series & prior.	—	GA5654	43.95 ea.
	SH0724	Backing Plate, for SH6654.	—	GD9724	5.75 ea.
	SH41485	Bearing only, for SH6654 (2 per wheel).	—	GA2014	5.95 ea.
	SH39400	Dust Cap, for SH6654.	—	GD1132	1.75 ea.
	H58300	3" Spindle bolt, for units with no-till coulters.	—	G10010	1.95 ea.
	JN58	Jam Nut for H58300.	—	G10503	.80 ea.
	H58214	2-1/4" Spindle bolt, for units without no-till coulters.	—	G10006	1.60 ea.
	SH20526	Pivot Bushing, 7-1/2" wide x .725" O.D.; for residue wheels with no-till coulters (1 per row). 2000 series & prior.	—	GD10526	12.75 ea.

JD 7000-7100 /Kinze® 2000 series & prior- Shoup Parts For (Cont.)

	Order No.	Description - Fits Models	Replaces		SHOUP Savings Price
			JD No.	Kinze No.	
	SH8125	Bearing Kit, for John Deere single arm no-till coulters; Kinze 6-bolt no-till coulters 1981-1984. Includes (2) tapered bearings, (2) cups, seal, seal retainer, cotter pin, dust cap.	—	—	17.95 kit
	SH2287	Bearing Kit for Kinze 6-bolt no-till coulters 1985-1990. Includes (1) bearing with attached seal, (1) tapered bearing, (2) cups, seal retainer, cotter pin, dust cap.	—	—	33.95 kit
	SH5622	Bearing, relube; Kinze 4-bolt no-till coulters built 1991-2001. 2 used per row.	—	GA5622	8.25 ea.
	SH0327	Bearing Adapter, o-ring and spring washer; Kinze 4-bolt no-till coulters built 1991-2001. 2 used per row.	—	G1K330	8.50 ea.
	SH34239	No-Till coulters arm. Kinze 2000 series.	GA24239, GA11520, GA5625		94.95 ea.
	SH8641	4-bolt Hub with SH8603 double row sealed bearing; Kinze no-till coulters. Order (2) SH22677 bearing adapters if updating from early model hubs with relube bearings (adapters available for row unit mounted coulters only).	—	GA8641	48.95 ea.
	H58400	Mounting bolt for SH8641 hub.	—	G10036	2.45 ea.
	LN58	Locknut for H58400.	—	G10107	.80 ea.
	SH8603	Sealed Double Row Bearing; Kinze 4-bolt no-till coulters. 1 per row. (Will not fit early 4-bolt hub with 2 relube bearings).	—	GA8603	16.95 ea.
	SH22677	Bearing Adapter; Kinze 4-bolt row unit mounted no-till coulters with SH8603 sealed bearing. 2 used per row.	—	GD11677	2.59 ea.
	SH21652	Snap Ring; used with SH8603 bearing. 1 used per row.	—	—	1.99 ea.

No-Till Coulters Blades

	Style	Fits Models	Hub	Dia.	Width	Thickness	
	Bubble	JD 7000-7100, Kinze	6 bolt	16"	3/4"	.157"	SH34998 39.95 ea.
	8 Wave	JD 7000-7100, Kinze	6 bolt	16"	7/8"	.177"	SH16110 44.95 ea.
	13 Wave	JD 7000-7100, Kinze	6 bolt	16"	3/4"	.177"	W16120 38.95 ea.
	25 Wave	JD 7000-7100, Kinze	6 bolt	16"	5/8"	.177"	F16120 39.95 ea.
	Bubble	Kinze	4 bolt	16"	3/4"	.157"	C8519 37.95 ea.
	13 wave	Kinze	4 bolt	16"	3/4"	.177"	W8531 36.95 ea.
	25 wave	Kinze	4 bolt	16"	5/8"	.177"	F8531 38.95 ea.
	20 wave	Kinze	4 bolt	16"	5/8"	.196"	GD4461 56.95 ea.
	13 wave	Rawson	6 bolt	17"	7/8"	.177"	W9391 44.95 ea.

Closing Wheel Update Kit for JD 7000 - 7100 MaxEmerg™ and Kinze®

The Shoup Closing Wheel Update Kit makes closing wheel pressure adjustment fast and accurate. To change settings, simply pull the T-handle to the desired position. Four pressure positions for changing between light, medium and heavy soil conditions. Includes new closing wheel arm with T-handle, tension spring, standard bushings, 1 eccentric bushing and hardware.



Order No.	Description - Fits Model	
CW7050	Standard Closing Wheel Kit, less wheels. JD 7000, 7100. Wheels mount with roll pin.	71.95 row
CW3000	Standard Closing Wheel Kit, less wheels. Kinze prior to 1993. Wheels mount with roll pin. Except pusher units.	71.95 row
CW3100	Offset Closing Wheel Kit with bolt-on rubber wheels. Painted black. JD 7000, 7100; Kinze.	149.95 row
CW3200	Same as CW3100, with cast wheels.	215.95 row
CW3300	Same as CW3100, with Martin Till fCrusher wheels.	327.95 row
CW3500	Same as CW3100, with Furrow Cruiser wheels.	282.95 row
CW3600	Same as CW3100, with Yetter Twister wheels.	282.95 row
CW3150	Same as CW3100, less wheels and wheel mounting hardware.	71.95 row

Monitor Parts for John Deere and Kinze® Planters



Order No.	Description	SHOUP Savings Price
Seed Sensors (less tubes)		
SH36050	Standard Sensor; for John Deere Standard, Dual-Rate and Population monitors built prior to 1981. Also fits DICKEY-john monitors with 3 single-pin sensor connectors.	54.95 ea.
SH46153	Standard Sensor; for John Deere 100, 200, 300 Computer-Trak monitors built 1981-1986 with Cannon style connector.	61.95 ea.
SH46170	Standard Sensor; for John Deere 100, 150, 200, 250, 300, 350 Computer-Trak monitors built 1986 and after. Also fits DICKEY-john and Kinze monitors with Weatherpack style connector (except Kinze KPM I, KPM II, KPM III).	54.95 ea.
Do not mix high-rate and standard sensors on the same monitor system.		
SH55244	High-Rate Sensor; for John Deere 100, 150, 200, 250, 300, 350 Computer-Trak monitors built 1986 and after. Also fits DICKEY-john and Kinze monitors with Weatherpack style connector (except Kinze KPM I, KPM II, KPM III).	74.95 ea.
SH71395	Computerized Sensor for Kinze KPM I, KPM II, KPM III on 2400 Twin-Line. Replaces sensors with Weatherpack connector that fit in octagon seed tube hole.	135.95 ea.

Seed Tubes

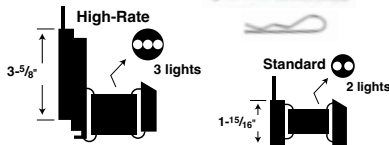
Top Opening Dimensions



Predrilled for fast sensor mounting.



Order No.	Use with Sensor Type*	Used on Row Unit Models	Top Opening A	Dimensions B	
SH36185	Standard	MaxEmerge™, MaxEmerge®2; Kinze®.	2-1/4"	1-3/4"	8.95 ea.
SH56515	High-Rate	MaxEmerge™, MaxEmerge®2; Kinze®.	2-1/4"	1-3/4"	8.95 ea.
SH46185	No Sensor (without holes)	MaxEmerge™, MaxEmerge®2; Kinze®.	2-1/4"	1-3/4"	8.95 ea.
SH58505	Standard	MaxEmerge®2, Plus.	3"	2-1/4"	11.95 ea.
SH64775	High-Rate	MaxEmerge®2, Plus, Pro, XP, XP Pro, ME5.	3"	2-1/4"	11.95 ea.
SH68505	No Sensor (without holes)	MaxEmerge®2, Plus, Pro, XP, XP Pro, ME5.	3"	2-1/4"	11.95 ea.
SH71465	High-Rate with octagon sensor hole	Kinze 2400 Twin-Line.	2-1/4"	1-3/4"	11.95 ea.



700201	Pin, .250" x 2.625". Use to mount tube to MaxEmerge®2, Plus, XP.	1.25 ea.
RDS1003	Clip. Use with 700201 pin.	.20 ea.

* To identify sensor type check sensor dimensions and number of lights on sensor: 2 eyes = standard, 3 eyes = high-rate.

Sensor-Harness Tester

Test individual seed sensors by simply connecting to sensor leads and dropping seeds through the sensor. A good sensor initiates an audible alarm and LED flash. The ST250 will also check harness and monitor functionality. Connect the tester to the harness and if power from the console is received an LED will flash and the monitor, if working correctly, will indicate seed flow. Operates with 9-volt battery (included).

Order No.	Description	
ST250	Sensor-Harness Tester with Weatherpack connectors. Not for use on Kinze planters with KPMI, KPMII or KPMIII monitors.	95.00 ea.
STC200	Sensor Adapter Cable, Weatherpack to Cannon.	29.95 ea.
STC300	Sensor Adapter Cable, Weatherpack to 3-individual leads.	18.95 ea.
STC400	Harness Adapter Cable, Weatherpack to Cannon.	29.95 ea.
STC500	Harness Adapter Cable, Weatherpack to 3-individual leads.	19.95 ea.



SH46824	Brush; for cleaning monitor sensors.	7.75 ea.
SH02260	Pin and Housing. Package of 6.	12.95 pkg.
SH02261	Socket and Housing. Package of 6.	12.95 pkg.
For use on seed sensor connections with 3 individual connectors.		
SH02236	Weatherpack 3-pin female connector with pins and seals. Pkg. of 4.	12.95 pkg.
SH02237	Weatherpack 3-pin male connector with sockets and seals. Pkg. of 4.	12.95 pkg.
SH32207	Amber Lens; 1 used per row.	4.95 ea.
SH32205	Console Bulb; 1 used per row.	3.00 ea.

Monitor Parts (Cont.)



Order No.	Description	SHOUP Savings Price
SH39001	Connector, 10-pin male.	36.95 ea.
SH39002	Connector, 10-pin female.	36.95 ea.
SH39003	Connector, 12-pin male.	42.95 ea.
SH39004	Connector, 12-pin female.	42.95 ea.
SH02206	37-pin female connector with male pins.	50.75 ea.
SH02205	37-pin male connector with female sockets.	50.75 ea.
SH02320	Male pins; 50 per package, for 37 pin connectors.	49.95 pkg.
SH02321	Female sockets; 50 per package, for 37 pin connectors.	49.95 pkg.
SH02294	Replacement lock ring for 37-pin male connector.	9.75 ea.
SH02283	Pin and Socket Extraction Tool.	35.95 ea.
SH02290	Crimping Tool. For precision crimping of open barrel, closed barrel and flag terminals. Use on monitor harness and sensor applications.	85.95 ea.
SH02295	Wire Stripper and Cutter, 16-26 AWG. Heat treated, precision ground stripping stations.	27.50 ea.

Vanguard Monitor Consoles



502800


Order No.

502800 VM-5100 **Non-Population** Console, monitors up to 16 rows. 37-pin console harness connector wired for John Deere and DICKEY-john. 749.00 ea.



502825

502825 VM-5600 **Population** Console with GPS speed sensor, monitors up to 32 rows. Onboard assistant simplifies set up. 37-pin console harness connector wired for DICKEY-john. 1675.00 ea.



502800 Non-Pop and 502825 Population consoles all feature:

- Automatically detects number of rows on startup.
- Bar graph with relative comparison between rows with low/no seed visual indicators.
- 7" color touch screen with adjustable backlight in aluminum housing.
- Day/Night screen modes for easy viewing.
- Adjustable audible alarm.
- 1.5" RAM ball, see pgs. 483-484 for RAM mounts.
- 15 ft. detachable harness cable with 37-pin connector.
- 12 ft. power cable.

502825 display real time population by row or entire planter.

Added display features include:

Singulation display with percentage of skips and doubles.

Seed spacing displayed in inches with average/min./max. across all rows.

Acres per hour, acre counter (up to 3 totals).

Speed display — MPH.

Planter Monitor Adapter Cables

Order No.	Monitor Connector	Harness Connector(s)	Price
SH37071	37-pin Dj	10-pin	89.00 ea.
SH37072	37-pin Dj	2 — 10-pin (y-cable), 12-row only	105.00 ea.
SH37073	37-pin Dj	12-pin	99.00 ea.
SH37074	37-pin Dj	2 — 12-pin (y-cable), 12-row only	130.00 ea.
SH37075	37-pin Dj	37-pin John Deere	105.00 ea.

COPPERHEADAG



The Furrow Cruiser's crumbling and firming action promotes seed-to-soil contact, prevents furrow re-opening and eliminates sidewall compaction.

A unique tooth design and built-in depth control simultaneously apply light pressure to both sides of the furrow so seeds are not flipped out of the row and soil is not over worked.

Furrow Cruiser II - One piece molded UHMW material with the same unique design for virtually all soil and tillage conditions.



Ring Set, Poly



Wheel Assemblies w/Poly Rings



Wheel Assemblies Furrow Cruiser II



Spike Wheel, Cast

Fits Planter/Drill Models

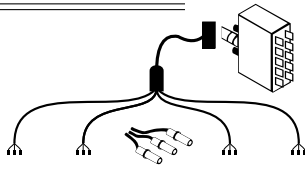
John Deere MaxEmerge™; Kinze® to 1993; Monosem Plus with roll pin wheels.

John Deere MaxEmerge®2.

John Deere MaxEmerge®Plus, Pro, XP, XP Pro, ME5, EE, ME5e; 1530, 1535; Kinze® 2000 series 1993 & after, 3000, 3005, 4000, 4005 series; Great Plains, Monosem Plus with bolt-on wheels; White 6000, 8000, 9000, PA, VE series.

Order No.	Style	Price
CW1243	Wheel Assemblies w/Poly Ring	245.00 row
CW1643	Wheel Assemblies, Furrow Cruiser II	205.00 row
CW1450	Spiked Wheel, Cast	315.00 row
CW1241	Ring Set, Poly	130.00 row
CW1246	Wheel Assemblies w/Poly Ring	220.00 row
CW1646	Wheel Assemblies, Furrow Cruiser II	185.00 row
CW1241	Ring Set, Poly	130.00 row
CW1249	Wheel Assemblies w/Poly Ring	220.00 row
CW1649	Wheel Assemblies, Furrow Cruiser II	185.00 row
CW1440	Spike Wheel, Cast	294.00 row

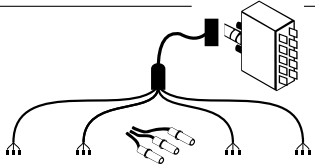
Order No. Description - Fits Models Replaces JD No.



Wiring Harnesses

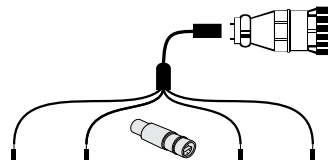
For JD Standard and Dual Rate prior to 1981 and DICKEY-john monitors with 10 pin male connector at hitch and 3 single-pin sensor connectors. Used on JD 7000, 7100.

SH28905	4 row harness	AB18905	149.50 ea.
SH28906	6 row harness	AB18906	178.25 ea.
SH28907	8 row harness	AB18907, AB19069	211.25 ea.



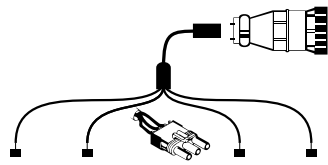
For JD Population prior to 1981 and DICKEY-john monitors with 12 pin male connector at hitch and 3 single-pin sensor connectors. Used on JD 7000, 7100.

SH29227	4 row harness	AB19227	159.75 ea.
SH29228	6 row harness	AB19228	181.25 ea.
SH29229	8 row harness	AB19229	219.50 ea.



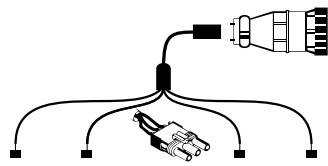
For JD Computer-Trak 100, 200, 300 monitors 1981-1986. Harness has 37 pin male connector with female sockets at hitch and Cannon sensor connectors. Used on JD 7000, 7100 (except front folding).

SH20512	4 row harness	AA30512	190.50 ea.
SH20513	6 row harness	AA30513, AA30514	257.50 ea.
SH20515	8 row harness	AA30515, AA30520	303.95 ea.
SH20521	12 row harness	AA30521	602.95 ea.



For JD Computer-Trak 100, 150, 200, 250, 300 monitors 1986 and after. Harness has 37 pin male connector with female sockets at hitch and Weatherpack sensor connectors. Used on JD 7200, 7240, 7300, 7340.

SH26663	4 row harness	AA36663	137.95 ea.
SH26664	6 row harness	AA36664	175.25 ea.
SH26665	8 row harness	AA36665	222.50 ea.
SH26666	12 row harness (rigid) & wing fold		442.95 ea.
SH26667	12 row John Deere front fold		606.75 ea.
SH26668	16 row John Deere front fold		746.95 ea.

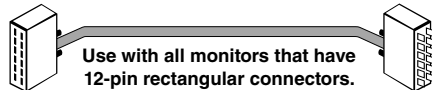


For DICKEY-john monitors with 37 pin male connector with female sockets at hitch and Weatherpack sensor connectors. Used on DICKEY-john DjPM1000, DjPM2000, DjPM3000, PM300, PM400; Deutz-Allis POM100, POM300; Kinze KM1000, KM3000; White SM1000, SM3000; Vanguard VM1600, VM2100, VM2200, VM2300, VM2600, VM2800, VM4100, VM4200, VM4400, VM4500, VM4600, VM5100, VM5200, VM5500, VM5600.


SH37054	4 row harness	—	137.95 ea.
SH37056	6 row harness	—	175.25 ea.
SH37058	8 row harness	—	222.50 ea.
SH37060	12 row harness (rigid) & wing fold	—	442.95 ea.
SH37062	12 row John Deere front fold	—	606.75 ea.
SH37064	16 row John Deere front fold	—	746.95 ea.



Use with all monitors that have 10-pin rectangular connectors.



Use with all monitors that have 12-pin rectangular connectors.



Use with monitors that have 37-pin round connectors. Also Case-IH Cyclomitor II & III.

Harness Extensions

SH37010	5 ft.	10-pin rectangular	66.50 ea.
SH37011	10 ft.	10-pin rectangular	74.25 ea.
SH37012	20 ft.	10-pin rectangular	83.75 ea.
SH37015	5 ft.	12-pin rectangular	72.90 ea.
SH37016	10 ft.	12-pin rectangular	86.75 ea.
SH37017	20 ft.	12-pin rectangular	100.75 ea.
SH37025	5 ft.	37-pin round	153.50 ea.
SH37026	10 ft.	37-pin round	178.25 ea.
SH37027	20 ft.	37-pin round	217.30 ea.
SH37028	30 ft.	37 pin round	260.75 ea.

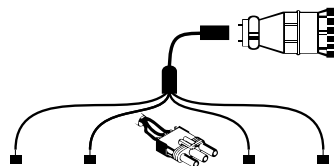
Kinze Twinline

For DICKEY-john PM1000, PM3000; Kinze KM1000, KM3000 and Vanguard monitors with 37 pin male connector with female sockets and Weatherpack sensor connectors. Harnesses for Kinze Twinline will not work with KPMI, KPML or KPMLII monitors.

Replaces Kinze No.



SH37028	30 ft. Hitch Cable.	GA5882	260.75 ea.
---------	---------------------	--------	------------



SH37030	Y-Cable for 8/15 row splitter.	GA5884	147.50 ea.
SH37033	Front Harness for 8/15 row splitter.		226.75 ea.
SH37034	Rear Harness for 8/15 row splitter.	GA5877	244.25 ea.
SH37031	Y-Cable for 12/23 row splitter.	GA5885	168.75 ea.
SH37035	Front Harness for 12/23 row splitter.		408.75 ea.
SH37036	Rear Harness for 12/23 row splitter.	GA5878	445.75 ea.
SH37032	Y-Cable for 16/31 row splitter.	GA5886	189.95 ea.
SH37037	Front Harness for 16/31 row splitter.		541.50 ea.
SH37038	Rear Harness for 16/31 row splitter.	GA5879	572.95 ea.

SHOUP® Replacement Marker Parts for Kinze® Planters




Order No.	Description - Fits Models	Replaces OEM No.	SHOUP Savings Price
SH0746	16" Smooth Blade for Kinze 4-bolt markers.	GD0746	33.95 ea.
SH10283	16" Notched Blade for Kinze 4-bolt markers. Will replace notched or smooth blades.	GD10283	34.95 ea.
280300	Marker Hub with cups for Kinze 4-bolt markers.	GA0167	64.95 ea.
SH10290	Bearing Kit for Kinze 4-bolt markers.	—	26.95 kit
SH15151	Marker Spindle; left or right, for Kinze 4-bolt markers.	GA15151	67.50 ea.
SH2597	Cap Retainer for Kinze 4-bolt markers.	GD2597	5.50 ea.
SH26909	Marker Hub and Spindle Kit; left or right, 4-bolt.	GA26909, GA13719	179.95 ea.


SHOUP® Replacement Marker Parts for John Deere Planters

SH37928	Smooth Marker Blade Assembly with stamped hub; bolt-on style. 12-5/8" diameter. • 7000, 7100 1974 and after. • 7200, 7240, 7300, 7340 prior to 1990.	AA27928	69.95 ea.
SH68319	Smooth Marker Blade Assembly with heavy hub. 12-5/8" diameter. • 7200, 7240, 7300, 7340 1990 and after. • 1700, 1705, 1710, 1715, 1720, 1725, 1725NT, 1730, 1750, 1755, 1760, 1765NT, 1770, 1780, 1785.	AA58319	69.95 ea.
SH68319 will not fit planters prior to 1990 unless used with SH57026 bracket.			
SH37935	Heavy-duty Notched Marker Blade Assembly with lock washer and nut; bolt-on style. 12-3/4" diameter. • 7000, 7100 1974 and after. • 1700, 1710, 1720, 1730, 1750, 1760, 1770, 1780.	—	84.95 ea.
SH37922	Marker Guard and Mounting Bracket. • 7000, 7100 1974 and after (with bolt-on style blade). • 7200, 7240, 7300, 7340 prior to 1990 with smooth blade and stamped hub.	AA27924	71.95 ea.
SH37925	Carriage Bolt, Lock Washer and Hex Nut for SH37922.		1.50 ea.
SH57026	Marker Guard and Mounting Bracket. • 7200, 7240, 7300, 7340 1990 and after with heavy hub. • 1700, 1710, 1720, 1730, 1750, 1760, 1770, 1780.	AA37026	71.95 ea.
SH37003	Marker Bearing, 2.047" O.D. Use with stamped steel hub. • 7000, 7100 1974 and after (with bolt-on style blade). • 7200, 7240, 7300, 7340 prior to 1990 with smooth blades.	A27002	9.75 ea.
SH273160	Rivet for SH37003. 6 used.		.20 ea.
SH44616	Marker Bearing, 2.440" O.D. Use with heavy duty hub. • 7200, 7240, 7300, 7340 1990 and after with smooth blades. • 1700, 1705, 1710, 1715, 1720, 1725, 1730, 1735, 1750, 1755, 1760NT, 1765NT, 1770, 1780, 1785 with smooth blades.	AA34616	19.80 ea.
SH20660	Rivet for SH44616. 6 used.		.25 ea.
SH63708	16" Notched Blade with 4-bolt pattern. • 1700 series. • DB series. • Optional on 7200, 7240, 7300, 7340 1995 and after. • Drills 750 s/n 19185 & up; 1520, 1530, 1535, 1560, 1590.	A72361	34.95 ea.
SH312132	Bearing for John Deere 4 bolt notched blades.	AN212132	8.95 ea.
SH64075	Depth Band, Steel, 4-bolt with mounting hardware. • 1700 series. • DB series. • Optional on 7200, 7240, 7300, 7340 1995 and after. • Drills 750 s/n 19185 & up; 1520, 1530, 1535, 1560, 1590. Will replace poly depth bands.	AA58101, A54075	68.95 ea.
SH83917	18" Notched Blade with 5-bolt pattern. • 7200, 7240, 7300, 7340 1995 and after.	A73917	42.50 ea.
SH83900	Bearing Kit for John Deere 5-bolt notched blades.	—	18.95 kit
SH35359	Marker Tube. 1-3/4" square, 50" length. • 7000 Drawn: 4-narrow thru 8-narrow. • 7000 Conservation: 6-wide, 8-narrow. • 7100 Integral: 4-wide thru 8-narrow. • 7100 Soybean Special: 8 and 12-row with tire skip • 7200 Standard: 6-narrow. • 1750 Drawn: 6-narrow. • 7100 Soybean Special: 10-row solid.		78.75 ea.
SH45295	Marker Tube. 1-3/4" square, 64" length. • 7000 Conservation: 4 and 6-narrow.		98.50 ea.




JD Markers - Shoup Parts For (Cont.)

Order No.	Description - Fits Models	Replaces OEM No.	SHOUP Savings Price
 <p>SH38955</p>	SH32596 Right Marker Plate. SH32595 Left Marker Plate. <ul style="list-style-type: none"> • 7000 Drawn: 4-narrow thru 8-narrow. • 7000 Conservation: 4-narrow thru 8-narrow. • 7100 Integral: 4-wide thru 8-narrow. 	AA22596 AA22595 <ul style="list-style-type: none"> • 7100 Soybean Special: All sizes. • 7200 Standard: 4-narrow thru 6-narrow. • 1750 Standard: 4-narrow, 6-narrow. 	119.95 ea. 119.95 ea.
	SH38955 Right Marker Plate. SH38956 Left Marker Plate. <ul style="list-style-type: none"> • 7000 Drawn: 8-wide, 12-narrow (except front folding planters). • 7100 Integral: 8-wide, 12-narrow (except folding planters). 	AA28955 AA28956 <ul style="list-style-type: none"> • 7100 Beet Planter: 12-narrow. • 530 Transport with two 6-narrow 7100 planters. 	126.95 ea. 126.95 ea.
 <p>SH60268</p> <p>Fabricated Steel</p>	SH60268 Right Marker Pivot Bracket. SH60269 Left Marker Pivot Bracket. <ul style="list-style-type: none"> • 7000 Flex Fold. • 7200, 7240, 7300, 7340. 	A50268 A50269 <ul style="list-style-type: none"> • 1700, 1705, 1710, 1715, 1730, 1735, 1750, 1755, 1760, 1760NT, 1765NT, 1770, 1780, 1785. • Drills 750, 1560 	379.95 ea. 379.95 ea.
	SH35966 Marker Pin. <ul style="list-style-type: none"> • 7000 Drawn: 4-narrow thru 8-narrow. • 7000 Conservation: 4-narrow thru 8-narrow. • 7100 Integral: 4-wide thru 8-narrow. 	A25966 <ul style="list-style-type: none"> • 7100 Soybean Special: All sizes. • 7200 Standard: 4-narrow thru 6-narrow. • 1750 Standard: 4-narrow, 6-narrow. 	29.95 ea.
 <p>SH35966</p>	SH35940 Marker Pin. <ul style="list-style-type: none"> • 7000 Drawn: 8-wide, 12-narrow (except front folding planters). • 7100 Integral: 8-wide, 12-narrow (except folding planters). 	A25936 <ul style="list-style-type: none"> • 7100 Beet Planter: 12-narrow. • 530 Transport with two 6-narrow 7100 planters. 	39.95 ea.
SH35010 Shear Bolt with Locknut. Use with SH35966 and SH35940.			1.10 ea.

Order No.	Description - Fits Models	SHOUP® Marker Arms for 4-row narrow & wide, 6-row narrow JD planters 10 ft. & 15 ft. 750, 1560 Grain Drill	SHOUP Savings Price
 <p>SH32417 (Right)</p>	SH32417 Right Marker Arm. SH32418 Left Marker Arm. <ul style="list-style-type: none"> • 7000 Drawn: 4-narrow before 1976. • 7000 Drawn, 1750 Standard: 4-wide, 6-narrow. • 7000 Conservation: 6-narrow. • 7100 Integral: 4-wide, 6-narrow (except beet planters). • 7200 Standard: 4-wide, 6-narrow with cable lift type markers. 	62-1/2" overall length	449.95 ea.
			449.95 ea.
SH42172 Left or Right Marker Arm. 59" overall length	<ul style="list-style-type: none"> • 7200 Drawn: All 4, 6 row. • 7240 Drawn: 4-wide, 6-narrow. • 7300 Integral: 4-wide, 6-narrow. • 7340 Integral: 6-narrow, 11-15". • 750 All-Till Grain Drill: 10 ft., 15 ft. • 1560 Grain Drill: 10 ft., 15 ft. • 1700, 1705 Integral: 4-wide, 6-narrow. • 1730 Integral: All 6-narrow, 11-15". • 1735 Integral: 11-15". • 1750 Drawn: All 4, 6-narrow. • 1755 Integral to s/n 790100: All 4 rows; 6-narrow. • 1760 Narrow Transport: 6 row. • 1780 Drawn: 4-wide, 7-18" or 19" with 2 tire skip, 9-15", 9-18" or 19", 11-15". • 1785 Drawn: 8-narrow; 15-15". 	59" overall length	695.00 ea.


Inner Arms for Folding Markers

Order No.	Description - Fits Models	SHOUP Savings Price
 <p>SH35487 (right) SH33187 (right) SH33191 (right)</p>	SH35487 Right Inner Arm. SH35488 Left Inner Arm. <ul style="list-style-type: none"> • 7000 Drawn, 7100 Integral: 6-wide, 8-narrow 1977 and after. • 7000 Conservation: 6-wide, 8-narrow. • 7100 Beet Planter: 12-narrow 1979 and after. • 7100 Soybean Special: 10, 12 row with tire skip; 12 row solid 20". 	695.00 ea.
		695.00 ea.
SH33187 Right Inner Arm. SH33185 Left Inner Arm. <ul style="list-style-type: none"> • 7000 Drawn: 8-wide (except front folding planters). • 7100 Integral: 8-wide (except folding planters). 	91-3/4" overall length	725.00 ea.
		725.00 ea.
SH33191 Right Inner Arm. SH33190 Left Inner Arm. <ul style="list-style-type: none"> • 7000 Drawn: 12-narrow (except front folding planters). • 7100 Integral: 12-narrow (except folding planters). • 530 Transport with two 6-narrow 7100 planters. 	107" overall length	825.00 ea.
		825.00 ea.
SH231026 Left or Right Inner Arm. 65-3/8" overall length	<ul style="list-style-type: none"> • 7200, 7240 Drawn: 6-wide, 8-narrow. • 7300 Integral: 6-wide, 8-narrow, 12-22". • 7340 Integral: 6-wide, 8-narrow, 15-15". • 1700 Integral: 6-wide, 8-narrow. • 1705 Integral: 6-wide, 8-narrow. • 1730 Integral: 6-wide, 8-narrow, 11-20", 15-15". • 1735 Integral: 15-15". • 1750 Drawn: 6-wide, 8-narrow. • 1755 Integral to s/n 790100: 6-wide, 8-narrow. • 1760 Wing Fold: 8-narrow. • 1780 Drawn: 6-wide, 8-narrow, 9-18" or 19" with 2 tire skip, 11-18" or 19", 13-15" with 2 tire skip, 15-15". • 1785 Drawn: 6-narrow, 8-narrow. 	625.00 ea.
SH231028 Left or Right Inner Arm. 94-1/2" overall length	<ul style="list-style-type: none"> • 7000 Flex Fold: 8-wide. • 7200 Flex Fold: 8-wide, 12-36", 12-38". • 7200 Wing Fold: 8-wide. • 7200 Rigid Fold Conservation: 12-narrow. • 7300, 1700 Integral: 8-wide, 10-narrow. • 7300, 1710 Vertical Fold: 8-wide. • 7340 Integral: 8-wide, 15-20". • 1705 Integral: 8-wide, 10-30". • 1715 Vertical Fold: 8-wide • 1730 Integral: 8-wide, 12-22", 15-20". • 1735 Integral: 12-22", 15-20". • 1770 Flex Fold MaxEmerge® Plus: 12-wide. 	699.00 ea.
SH231030 Left or Right Inner Arm. 102-1/2" overall length	<ul style="list-style-type: none"> • 7000 Flex Fold: 12-narrow. • 7200 Flex Fold: 12-narrow, 16-narrow. • 7200 Wing Fold: 12-narrow. • 7300 Vertical Fold: 12-narrow. • 1710, 1715 Vertical Fold: 12-narrow. • 1770 Flex Fold MaxEmerge® Plus: 16-narrow. • 1780 Front Fold Conservation: 16-30", 24-20", 31-15". 	849.00 ea.

SH46519 Shear Bolt and Nut. Use with SH42172, SH231026, SH231028, SH231030.		3.00 ea.
--	--	----------

JD Markers - Shoup Parts For (Cont.)

Order No.	Description - Fits Models	SHOUP Savings Price
-----------	---------------------------	---------------------




SH35520 43" overall length **Right Outer Arm.**
SH36298 overall length **Left Outer Arm.**

Outer Arm for Folding Markers


- 7000 Drawn: 6-wide, 8-narrow 1977 and after.
- 7000 Conservation: 6-wide, 8-narrow.
- 7100 Integral: 6-wide, 8-narrow 1977 and after.
- 7100 Beet Planter: 12-narrow 1979 and after.
- 7100 Soybean Special: 10, 12-row with tire skip; 12 row solid 20"

395.00 ea.
395.00 ea.



SH35931 **Pivot Pin.** Use with SH35520, SH36298 Outer Marker Arms.

19.95 ea.



SH231032 **Left or Right Outer Arm.** 40" overall length


- 7000 Flex Fold: 8-wide.
- 7200, 7240 Drawn: 6-wide, 8-narrow.
- 7200 Flex Fold to s/n 402134: 8-wide.
- 7200 Flex Fold: 12-36"
- 7300 Integral: 6-wide, 8-narrow, 12-22".
- 7340 Integral: 6-wide, 8-narrow, 15-15".
- 1700, 1750 Integral: 6-wide, 8-narrow.
- 1705 Integral: 6-wide, 8-narrow.
- 1730 Integral: 6-wide, 8-narrow, 15-15", 12-22".
- 1735 Integral: 12-22", 15-20".
- 1750 Drawn: 6-wide, 8-narrow
- 1755 Integral to s/n 790100: 6-wide, 8-narrow.
- 1760 Wing Fold: 8-narrow.
- 1770 Flex Fold MaxEmerge® Plus: 12-36".
- 1780 Drawn: 6-wide, 8-narrow, 9-18" or 19" with 2 tire skip, 11-18" or 19", 13-15" with 2 tire skip, 15-15".
- 1785 Drawn: 6-narrow, 8-narrow

349.00 ea.

SH231034 **Left or Right Outer Arm.** 67-3/8" overall length

- 7000 Flex Fold: 12-narrow.
- 7200 Flex Fold: 12-narrow, 16-narrow.
- 7200 Wing Fold: 12-narrow.
- 7200 Rigid Fold Conservation: 12-narrow.
- 7300, 1710 Vertical Fold: 12-narrow.
- 1710 Integral: 12-narrow.
- 1715 Vertical Fold: 12-narrow.
- 1770 Flex Fold: 12-narrow.
- 1770 Flex Fold MaxEmerge® Plus: 16-narrow.
- 1780 Front Fold: 16-30", 24-20", 31-15".
- 1780 Front Fold Conservation: 16-30", 24-20", 31-15".

389.00 ea.



SH39188 **Transport Nut; replaces JD No. A29188.** 41.95 ea.
 • 7000, 7100: 4 thru 12-narrow (except front folding planters).
 • 7200 Standard, 1750 Standard: 4-narrow, 4-wide, 6-narrow.

SH36127 **Transport Spring Lock; replaces JD No. A26127.** 29.95 ea.
 • 7000, 7100: 4 thru 12-narrow (except front folding planters).
 • 7200 Standard, 1750 Standard: 4-narrow, 4-wide, 6-narrow.

SH36123 **Transport Bolt; replaces JD No. A26123.** 29.95 ea.
 • 7000, 7100: 4 thru 12-narrow (except front folding planters).
 • 7200 Standard, 1750 Standard: 4-narrow, 4-wide, 6-narrow.

Yetter Marker blades, hubs & bearings



Order No.	Description	SHOUP Savings Price
Standard Marker		
RM5351	Inner Hub	37.65 ea.
RM5353	Outer Hub Cap	12.90 ea.
C56114	Carriage Bolt, 5/16" x 1-1/4".	.27 ea.
LN516	Lock Nut, 5/16".	.15 ea.
RM0594	Bearing	16.95 ea.
RM0595	Bearing Insert	7.40 ea.
RM0596	Seal	5.75 ea.
RM0740	Spindle Bolt, 5/8" x 3".	7.40 ea.
RM7530	Washer, use with RM0740	2.75 ea.
LN58	Locknut for spindle bolt	.80 ea.
RM1495	13-3/4" Notched Blade 13-3/4" dia.; 1-3/4" pilot; 3-1/4" bolt circle	53.95 ea.
RM1217	Depth Band	67.40 ea.

Order No.	Description	SHOUP Savings Price
Heavy Duty Marker built 1995 - 2000		
RM0160	Hub	117.50 ea.
RM0165	Bearing Kit (2) cups, (2) cones, (1) seal, (1) dust cap	25.95 kit
CK114409	Hex Bolt, 1/2" x 1"	.75 ea.
LW12	Lock Washer, 1/2"	.17 ea.
RM1609	16" Notched Blade 16" dia.; 2-1/2" pilot; 4" bolt circle	91.95 ea.
RM0253	Depth Band	101.75 ea.
Heavy Duty Marker built 2001 and after		
SH29105	Hub	58.95 ea.
SH2550	Bearing Kit (2) cups, (2) cones, (1) seal	15.75 kit
SH42169	Dust Cap	2.95 ea.
C12134	Carriage Bolt, 1/2" x 1-3/4".	.94 ea.
LN12	Lock Nut, 1/2"	.35 ea.
RM1151	16" Notched Blade 16" dia.; 4" pilot; 5-1/4" bolt circle	82.95 ea.
RM0253	Depth Band	101.75 ea.

SHOUP® Replacement Parts for Kinze® 3000, 3005, 4000, 4005 Series Planters

3000 series: 3000, 3100, 3110, 3120, 3140, 3200, 3400, 3500, 3600, 3600TR, 3600V, 3650, 3660, 3700, 3800.
3005 series: 3005, 3115, 3145, 3205, 3505, 3605, 3665, 3705.
4000 series: 4700, 4900.
4005 series: 4705, 4905.

Kinze® 2000 series and prior planters see pages 9-24.



Order No.	Description - Fits Models	Replaces Kinze No.	SHOUP Savings Price
SH08324	Seed Opener Assembly, 3.5mm (.138) thick, 15" dia. Includes hub, SH41485 single row bearing, dust cover. 3000 series; 4900 prior to 2020.	GA8324, GA27050	25.95 ea.
SH08326	Heavy Duty Seed Opener Assembly, 3.5mm (.138) thick, 15" dia. Includes heavy duty cast hub, larger 5/16" diameter rivets, SH41485 single row bearing and steel dust cover. 3000 series; 4900 prior to 2020.	—	37.95 ea.
H58112	Bolt, RH thread; 5/8" x 1-1/2". Use with SH08324 & SH08326.	G10007	1.45 ea.
GD9012	Bolt, LH thread; 5/8" x 1-1/2". Use with SH08324 & SH08326.	GD11017	3.25 ea.
SH41485	Bearing, single row; used on SH08324 and SH08326.	GA2014	5.95 ea.
SH26160	Shim Washer, .030" thick. Use with SH08324 & SH08326.	GD30725	.25 ea.
SH24365	Outer Washer, .090" thick. Use with SH08324 & SH08326.	G10204	.55 ea.
SH18801	Seed Opener Assembly, 3.5mm (.138) thick, 15" dia. Includes hub, SH69196 double row bearing, dust cover. 3005 series, 4005 series; 4700, 4900 built 2020 & after. Optional on 3000, 4000 series built prior to 2020 (requires H58134 & GD9245).	G10018801, GA26919	29.95 ea.
SH75249	Heavy Duty Seed Opener Assembly. 3.5mm (.138) thick, 15" dia. Includes heavy duty cast hub, SH69196 double row bearing, steel dust cover. 3005 series, 4005 series; 4700, 4900 built 2020 & after. Optional on 3000, 4000 series built prior to 2020 (requires H58134 & GD9245).	—	41.95 ea.
H58134	Bolt, RH thread; 5/8" x 1-3/4". Use with SH18801 & SH75249.	G10005	1.50 ea.
GD9245	Bolt, LH thread; 5/8" x 1-3/4". Use with SH18801 & SH75249.	GD36856	3.75 ea.
SH69196	Bearing, double row; used on SH18801 and SH75249.	GA26920	10.25 ea.
SH26160	Shim Washer, .030" thick. Use with SH18801 & SH75249.	GD30725	.25 ea.
SH24365	Outer Washer, .090" thick. Use with SH18801 & SH75249.	G10204	.55 ea.
SH90401	Plastic Dust Cap for SH18801 only.	G10090401	.85 ea.
SH88219	Steel Dust Cap for SH75249 only.	—	1.20 ea.
SH36443	Scraper Assembly, right; for seed opener. 3000, 3005, 4000, 4005 series.	GA2012R, GA15450	4.75 ea.
SH36444	Scraper Assembly, left; for seed opener. 3000, 3005, 4000, 4005 series.	GA2012L, GA15451	4.75 ea.
TS21050	Scraper Kit; for seed opener. Includes (2) arms, spring, (2) scraper blades with tungsten inserts. 3000, 3005 series without Keeton firmers that bolt between scrapers.		45.95 row
TS21049	Scraper Kit; for seed opener. Includes (2) arms, (2) scraper blades with tungsten inserts. 3000, 3005 series with Keeton firmers that bolt between scrapers.		42.95 row
TS21048	Scraper Kit; for seed opener. Includes (2) arms, (2) scraper blades with tungsten inserts. 4000, 4005 series.		45.95 row
TS21069	Scraper Kit; for between seed opener. Includes mounting arm, spring, (2) scraper blades with tungsten inserts, hardware. 3000, 3005 series without Keeton firmers that bolt between scrapers.		37.95 row
RDS100	Rotary Scraper Kit; for seed opener. 3000, 3005, 4000, 4005 series.		21.50 row
RDS1001	4" Scraper with bearing, for RDS100.		5.90 ea.
RDS1003	Spring Clip for RDS1001.		.20 ea.
SH20301	Inner Seed Opener Scraper. 3000, 3005 series. SH20301	GB0301	11.25 ea.
SH20912	Hex Socket Head Cap Screw; 2 used to attach SH20301.	G10912	.70 ea.
SH42778	Opener Guard. 3000, 3005, 4000, 4005 series.	GD28390	9.50 ea.
SH10320	Double Disc Fertilizer Opener with bearing; 15" dia. 3000 series.	GA8845	42.95 ea.
JN58	Jam Nut, right hand thread for SH10320.	G10503	.80 ea.
JN58LH	Jam Nut, left hand thread for SH10320.	G10504	1.95 ea.
SH41485	Bearing; replacement for SH10320.	GA2014	5.95 ea.
SH11306	Blade only, 15" dia.; replacement for SH10320.	GD11306	19.95 ea.
SH20651	Rivet, Oval Head, 1/4" x 1-1/2" 6 used.		.30 ea.
SH39400	Flat Dust Cap for SH10320.	GD1132	1.75 ea.



Kinze® 3000, 3005, 4000, 4005 - Shoup Parts For (Cont.)

	Order No.	Description - Fits Models	Replaces Kinze No.	SHOUP Savings Price
	SH8900	Smooth Single Fertilizer Blade; 18" dia. 3000, 3005 series.	GD7900	79.95 ea.
	PB12112	Plow Bolt for SH8900; 6 per blade.		.90 ea.
	LN12	Lock Nut for SH8900; 6 per blade.		.35 ea.
	SH8905	Bearing Kit, for smooth single fertilizer opener. Includes (2) bearings, (2) cups, seal, dust cap. 3000, 3005 series.		44.95 kit
	SH9934	Notched Single Fertilizer Blade; 17" dia., 5/16" bolt holes, 1-9/16" pilot. Early 3000 series.	GD9934	35.95 ea.
	SH39400	Flat Dust Cap for SH9934.	GD1132	1.75 ea.
	SH41485	Bearing; early 3000 series notched fertilizer opener with two bearings per hub.	GA2014	5.95 ea.
	SH39400		SH39400	
	SH12676	Notched Single Fertilizer Blade; 17" dia., 3/8" bolt holes, 2" center pilot hole. Late 3000 series; 3005 series.	GD12676	36.95 ea.
	H03834	Hex Bolt, 3/8" x 3/4", for SH12676. 6 used.		.30 ea.
	SH8603	Bearing; late 3000 series notched fertilizer opener with one bearing per hub.	GA8603	16.95 ea.
	SH62070	Narrow Fertilizer Gauge Wheel Assembly; 3" wide tire with SH312132 bearing. 3000, 3005, 4000 series; 4905.	GA18311	86.95 ea.
	SH85374	Tire, 3" x 16"; fits SH62070 Fertilizer Gauge Wheel Assembly.	GD11953	40.95 ea.
	SH16730	Outside Scraper; double disc fertilizer opener. 3000 series.	GD1673	5.25 ea.
	SH25890	Inside Scraper; double disc fertilizer opener. 3000 series.	GD2589	5.25 ea.
	SH21398	Dry Fertilizer Rubber Tube. 3000, 3005 series.	GD21398	10.25 ea.
	62036	Top Hose Clamp for SH21398.	G10676	1.09 ea.
	62028	Bottom Hose Clamp for SH21398.	G10672	1.09 ea.
	62028			
	SH11369	Stainless Steel Dry Fertilizer Spout. 3000 series.	GA1369	35.95 ea.
	SH43010	3/8" I.D. Clear Liquid Fertilizer Hose, 100 ft. roll; for use to liquid spout.	G4301-04	72.50 roll
	SH43011	3/8" I.D. Clear Liquid Fertilizer Hose, 50 ft. roll; for use to liquid spout.	G4301-02	49.50 roll
	SH45778	Hose; for liquid fertilizer squeeze pump. 1/2" I.D., 13" length. 1 per row. 3000 series.	GR0215	9.75 ea.
	SH2947	Herbicide/Insecticide Hose; 7/16" I.D., 11/16" O.D., 28" long. Fits between funnel and diffuser. 3000, 3005, 4000, 4005 series.	GD2947	3.75 ea.
	3506	Hose Clamp; for SH43010, SH43011, SH45778, SH2947.	G10681	.89 ea.
	SH41405	Tension Bolt, Washer, Nut; for squeeze pump. 3000 series.	G10130	1.65 ea.
	SH41405	Compression Spring for squeeze pump. 3000 series.	GR0214	3.09 ea.
	SH28602	Roller for 6 row squeeze pump. 3000 series.	GR0233	54.95 ea.
	SH28607	Roller for 8 and 12 row squeeze pump. 3000 series.	GR0283	76.95 ea.
	SH38046	Spring with plug; contact drive wheels. 2-3/8" dia. 3000, 3005, 4000, 4005 series.	GA2068	18.95 ea.
	SH9001	Spring only; for SH38046.		11.95 ea.
	SH18249	Standard Down Pressure Spring. 1-3/16" O.D. 3000, 4000 series.	GD8249	6.99 ea.
	SH21337	Heavy-duty Down Pressure Spring. 1-1/2" O.D. 3005, 4005 series. (Will replace SH18249 when used in full sets).	GD21337	12.25 ea.
	SH10186	Spring Anchor. 3000, 3005, 4000, 4005 series.	GB0186	10.95 ea.
	SH20545	Pin, 7/16" dia.; use with SH10186.	GD14217	1.99 ea.
	SH11982	Air Spring Bag. 3000, 3005, 4000, 4005 series.	GA11982	74.95 ea.
	SH10268	Cast Closing Wheel Arm Stop. 3000, 3005 series.	GB0268	25.50 ea.
	SH0293	Closing Wheel Arm; includes (2) SH0239 eccentric pivot bushings, (2) SH0282 stepped bushings, bolts. 3000, 3005, 4000, 4005 series.	GA8322, GA15197	50.95 ea.
	SH0282	Hex Step Bushing; Kinze with SH0293 arm.	GB0282	1.95 ea.
	SH0239	Eccentric Bushing; Kinze with SH0293 arm.	GB0239	3.90 ea.
	SH8460	Closing Wheel Spring; Kinze with SH0293 arm.	GD8460	6.25 ea.
	SH0354	Closing Wheel Adjusting Lever; Kinze with SH0293.	GB0254	11.75 ea.

Kinze® 3000, 3005, 4000, 4005 - Shoup Parts For (Cont.)

Order No.	Description - Fits Models	Replaces Kinze No.	SHOUP Savings Price
SH32325	Tire; fits closing wheel assembly.	GD1085	8.95 ea.
SH312132	Bearing; fits closing wheel assembly.	GA6171	8.95 ea.
SH64340	Closing Wheel with Bearing, 1" x 12". 3000, 3005, 4000, 4005 series.	GA6434	39.95 ea.
SH64345	One-piece UHMW Closing Wheel with Bearing. 3000, 3005, 4000, 4005 series.	—	43.95 ea.

Unbreakable design is ideal for extreme conditions. Rubber tire is bonded to the poly core and will not tear off. UHMW material sheds mud build up significantly better than original rubber tires. The 40mm press-in bearing requires no wheel disassembly to replace.

4.5" x 16" Gauge Wheel Assemblies		See pg. 37-38 for more gauge wheel options.				
Fits Series	Order No.	Tire Profile	Wheel Half	Bearing Style		
3000.	SH27949	Standard (SH32884)	White Steel Inner (SH11423) White Steel Outer (SH11423)	SH312132	GA7949	92.95 ea.
	SH27950	RIP (SH128633)	White Nylon Cover (SH11453)		—	98.95 ea.
3000.	SH76150	Standard (SH32884)	Black Steel Inner (SH66621) Black Nylon Outer (SH66565)	SH312132	GA24576	91.95 ea.
	SH76151	RIP (SH128633)			—	98.95 ea.
3000, 3005, 4000, 4005.	SH76604	Standard (SH87881)	Black Steel Inner (SH87880) Black Nylon Outer (SH66565)	SH312132	GA26912	93.95 ea.
	SH77083	RIP (SH94451)			—	99.95 ea.
	H58300	Hex Bolt; mounts SH27949, SH76150, SH76151, SH76604, SH77083 to arm.				1.95 ea.
	LW58	Lock Washer; use with H58300.				.30 ea.
	SH24365	Flat Washer; use with H58300.				.55 ea.
	SH11423	Gauge Wheel Half; steel, white. 3000 series.			GD11423	18.50 ea.
	SH24365	Nylon Gauge Wheel Cover, white. 3000 series.			GD11453	7.50 ea.
	SH11453	SH66621	Steel Gauge Wheel Half with 3/8" flange, black. 3000, 4000 series.		GD31466	15.95 ea.
		Confirm flange dimension.				
	SH87880	SH66565	Steel Gauge Wheel Half with 7/8" flange, black. 3000, 4000 series.		GD36858	15.95 ea.
	SH66565	Nylon Gauge Wheel Half, black. 3000, 4000 series with 3 bolt center.			GD34206	21.95 ea.
	SH32884	4.5" x 16" Standard Profile Tire for use with SH11423, SH66621 gauge wheel rims. 3000, 4000 series.			GD1086	37.95 ea.
	SH128633	4.5" x 16" RIP (reduced inner profile) Tire for use with SH11423, SH66621 gauge wheel rims. 3000, 4000 series.			—	42.95 ea.
	SH87881	4.5" x 16" Standard Profile Tire for use with SH87880 gauge wheel rim. 3000, 3005, 4000, 4005 series.			GD36707, G10028601	40.95 ea.
		SH87881, SH94451 will also fit rims with 4-bolt center.				
	SH94451	4.5" x 16" RIP (reduced inner profile) Tire for use with SH87880 gauge wheel rims. 3000, 3005, 4000, 4005 series.			—	46.95 ea.
	SH312132	Gauge Wheel Bearing. 3000, 3005, 4000, 4005 series.			GA6171	8.95 ea.
	SH27975	Left Gauge Wheel Arm with (2) bushings, (2) seals, grease fitting. 3000, 3005, 4000, 4005 series.			GA7975, GA21677	35.95 ea.
	SH27976	Right Gauge Wheel Arm with (2) bushings, (2) seals, grease fitting. 3000, 3005, 4000, 4005 series.			GA7976, GA21676	35.95 ea.
	SH20940	Shim Washer, gauge wheel arm. 3000, 3005, 4000, 4005 series.			G10940	.75 ea.
	SH21001	Gauge Wheel Arm Pivot Shaft. 3000, 3005, 4000, 4005 series.			GD11001	15.25 ea.
	SH20276	Bushing. 2 per arm. 3000, 3005, 4000, 4005 series.			GB0276	1.75 ea.
	SH20991	Seal. 2 per arm. 3000, 3005, 4000, 4005 series.			GD10991	1.05 ea.
	SH0265	Pivot link, gauge wheel depth control. 3000, 3005, 4000, 4005 series.			GB0265	10.50 ea.
	SH1285	Collar, gauge wheel depth control. 3000, 3005, 4000, 4005 series.			GB0285	10.50 ea.
















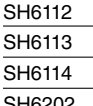
















Kinze® 3000, 3005, 4000, 4005 - Shoup Parts For (Cont.)

Order No.	Description - Fits Models	Replaces Kinze No.	SHOUP Savings Price				
SH1274	Cover, depth control. 3000, 3005 series.	GB0274	31.95 ea.				
SH1266	Handle, depth control. 3000, 3005, 4000, 4005 series.	GB0266	10.95 ea.				
SH4612	Plug, use with SH1266.	GD3612	.95 ea.				
SH10993	Spring, depth control handle. 3000, 3005, 4000, 4005 series.	GD10993	.95 ea.				
SH21279	Lid. 3000, 3005 series.	GD11279	16.99 ea.				
SH32119	Latch for seed hopper. 3000, 3005, 4000, 4005 series.	GA2007	6.50 ea.				
B7558	U-Bolt for mounting units to 7" x 5" frame. 3000, 3005 series.		6.40 ea.				
B7758	U-Bolt for mounting units to 7" x 7" frame. 3000, 3005 series.		7.50 ea.				
HN58	Hex Nut for B7558, B7758.		.35 ea.				
SH10036	Mounting Plate, row unit. Pull units 3000, 3005 series.	GD10036	44.95 ea.				
SH11971	Mounting Plate, row unit. Push units 3000, 3005 series.	GA11971	68.75 ea.				
SH20158	Unit Shank. 3000, 3005 series.	GA10157	329.95 ea.				
SH36299	Push Unit Shank. 3000, 3005 series.	GA10161, GA26297	409.95 ea.				
SH34545	Parallel Arm Stop. 3000, 3005 series.	GD24545	12.00 ea.				
H38112	Hex Bolt, 3/8" x 1-1/2"; for mounting SH34545.		.38 ea.				
LN38GRC	Lock Nut, 3/8"; for H38112.		.20 ea.				
SH16245	Sun Shade, rubber. 3000, 3005 series.	GD16245	1.49 ea.				
Upper Parallel Arms							
SH21422	Pull Units. 3000 series (2 used).	GD11422	19.95 ea.				
SH21969	Push Units. 3000 series (1 used).	GA11969	93.95 ea.				
Lower Parallel Arms							
SH66510	Pull Units. 3000 series (1 used).	GA5651	81.50 ea.				
SH15787	Push Units. 3000 series (1 used).	GA5787	79.95 ea.				
SH33790	Bushing, for upper and lower parallel arms. 3000, 4000 series.	GB0218	1.60 ea.				
Bolt Usage for Parallel Arms							
		Order No.					
Planter	Front Upper	Front Lower	Rear Upper	Rear Lower	Flat Washer	Lock Nut	
3000 series.	HB58200NF 2 used	HB58200NF 2 used	HB58214NF 2 used	HB58134NF 2 used	FW58 8 used	LN58NF 8 used	HB58134NF 1.40 ea. HB58200NF 1.75 ea. HB58214NF 1.90 ea. LN58NF .95 ea. FW58 .38 ea.
SH99790	SH99790 Bushing Kit for parallel linkage. 3000 series. 1 kit used per row. Hardware kit includes (8) fine thread (NF) bolts, lock nuts, flat washers, bushings.						32.50 kit
Corn Meter							
SH43018	Backing Plate with Adjustable Brush, for corn finger pickup. Manufactured by Precision Planting. 3000, 3005, 4000, 4005 series.	GR1569	50.50 ea.				
SH43040	Adjustable Brush for Precision meter and Precision PopulationMax™ backing plate.		10.00 ea.				
SH43016	Finger Wheel Assembly, for corn finger pickup. Manufactured by Precision Planting. 3000, 3005, 4000, 4005 series.	GR1848	60.00 ea.				
CP532114	Cotter Pin, for SH43016.		.15 ea.				
343066	Seed Belt, for corn finger pickup. Manufactured by Precision Planting. 3000, 3005, 4000, 4005 series.	GD11286	15.00 ea.				
SH21311	Housing Cover, for corn finger pickup mechanism. 3000, 3005, 4000, 4005 series.	GD11311, GD36922	11.00 ea.				
SH43014	Skip Stop™ is a replacement meter cover with a patented cushion system designed to eliminate seed bounce in the belt housing of finger pickup meters. Manufactured by Precision Planting. 3000, 3005 series.		28.00 ea.				
SH43015	Cushion. Replacement for Skip Stop™.		17.00 ea.				
SH11009	Thumb Screw and washer for seed box. 3000, 3005, 4000, 4005 series.	G11009	1.25 ea.				

Kinze® 3000, 3005, 4000, 4005 - Shoup Parts For (Cont.)

	Order No.	Description - Fits Models	Replaces Kinze No.	SHOUP Savings Price
 <p>SH6050 SH8050</p>	SH6050	Soybean brush meter , less seed disc. Aluminum housing for use with 2-bolt flat seed discs. 3000 series.	700-01079C	142.50 ea.
	SH8050	Milo/Sorghum brush meter , less seed disc. Aluminum housing for use with 2-bolt flat seed discs. 3000 series.		149.95 ea.
<p>Replacement Parts & Discs for Kinze® series and SHOUP Brush Meters with Aluminum Housing.</p> <p>Flat 2-Bolt Seed Discs</p>				
 <p>SH15794</p>	SH15794	60 cell soybean disc, 2200-4000 seeds/lb.	Black GA5794	14.25 ea.
	SH16184	48 cell soybean disc, 1400-2200 seeds/lb.	Blue GA6184	14.95 ea.
 <p>SH15780</p>	SH15780	60 cell high-rate small milo/sorghum disc, 12000-18000 seeds/lb.	Red GA5795	14.95 ea.
	SH15982	30 cell small milo/sorghum disc, 14000-20000 seeds/lb.	Red GA5982	14.95 ea.
 <p>SH57887</p>	SH16633	60 cell high-rate large milo/sorghum disc, 10000-14000 seeds/lb.	Yellow GA6633	14.95 ea.
	SH16187	30 cell large milo/sorghum disc, 10000-16000 seeds/lb.	Light Blue GA6187	14.95 ea.
	SH57887	Wing Nut. 2 used with flat 2-bolt seed discs.	G10531	1.65 ea.
 <p>SH15699</p>	SH15699	Shank Cover for brush meter with aluminum housing.	GD15699	4.95 ea.
 <p>SH21122 SH18237</p>	SH21122	Upper Brush Retainer; use with soybean/cotton disc.	GD11122	3.90 ea.
	SH18237	Upper Brush Retainer; use with milo/sorghum disc.	GD8237	9.75 ea.
	SH11152	Hex head screw; use with SH21122, SH18237, SH68340.	G11151	.25 ea.
	SH28778	Wear Strip, stainless steel. Fits aluminum or plastic housing.	GD8778	9.75 ea.
	SH66690	Upper Brush, blue. Fits aluminum or plastic housing.	GA5699	5.95 ea.
	SH68340	Lower Brush, black, with holder. Fits aluminum housing only.	GA5834	13.50 ea.
	SH1947	1" I.D. delivery hose to row unit. 100 ft. roll. 3500, 3505, 3600, 3605, 3660, 3665, 3700, 3705, 4700, 4705, 4900.	GR1947	198.50 roll
	SH1948	1" I.D. delivery hose to row unit. 50 ft. roll. Fits same models as SH1947.	—	114.25 roll
	SH23986	Jack Assembly, planter hitch; 7000 lbs. lift capacity. 3200, 3205, 3400, 3500, 3505, 3600, 3600TR, 3600V, 3605, 3650, 3665.	GA4994, GA13986, GA14397	149.00 ea.
 <p>SH23986 SH1947</p>	SH9538	Hopper Drive Sprocket with bearing, 1-7/8" width, 11 & 19 tooth. 3000 series prior to 2006.	Hopper panel prior to 2006 GA9538	52.25 ea.
	SH20137	Hopper Drive Sprocket with bearing, 1-1/2" width, 11 & 19 tooth. 3000, 3005 series 2006 & after with finger pickup or brush meters.	Hopper panel 2006 & after GA10137	41.95 ea.
	SH22143	Hopper Drive Sprocket with bearing, 1-1/2" width, 11 & 28 tooth. 3000, 3005 series 2006 & after with EdgeVac® or vacuum meters.	GA12143	47.95 ea.
<p>Row Unit Drive Chains for 3000, 3005 series without Ag Leader Electric Clutch</p>				
 <p>SH20137</p>	9841	Seed Chain. Finger pickup or brush meter with pull units. 98 links.	G3303-98	7.40 ea.
	10841	Seed Chain. EdgeVac® or Vacuum meters with pull units. 108 links.	G3303-108	7.59 ea.
	11441	Seed Chain. Finger pickup or brush meters with pull units set back 4". 114 links.	G3303-114	7.95 ea.
	12441	Seed Chain. EdgeVac® or Vacuum meters with pull units set back 4". 124 links.		8.65 ea.
	9741	Seed Chain. Finger pickup or brush meters with push units. 97 links.	G3303-96	7.40 ea.
	10041	Seed Chain. EdgeVac® meter with push units. 100 links.	G3303-100	7.55 ea.
	9741	Seed Chain. Vacuum meters with push units. 97 links.	G3303-96	7.40 ea.
<p>Row Unit Drive Chains for 3000, 3005 series with Ag Leader Electric Clutch</p>				
 <p>SH17200 SH22180</p> <p>For hex shaft see pg. 40.</p>	8841	Driveshaft to Electric Clutch with pull units. 88 links.	G3303-88	7.19 ea.
	10341	Driveshaft to Electric Clutch with pull units set back 4". 103 links.	G3303-103	7.69 ea.
	3441	Electric Clutch to finger pickup or brush meters with pull units. 34 links.	G3303-34	6.15 ea.
	4441	Electric Clutch to vacuum meters with pull units. 44 links.	G3303-44	6.50 ea.
	7841	Front Driveshaft to electric clutch with push units. 78 links.	G3303-78	6.89 ea.
	4141	Electric Clutch to meter with push units. 41 links.	G3303-41	6.30 ea.
	SH17200	Bearing with Sprocket, 7/8" hex bore. 3000, 3005, 4000, 4005 series.	GA1720	20.95 ea.
	SH22180	Bearing, seed drive line, 7/8" hex bore. 3000, 3005, 4000, 4005 series.	GA2180	15.95 ea.

Kinze® 3000, 3005, 4000, 4005 - Shoup Parts For (Cont.)

Order No.	Description - Fits Models	Replaces Kinze No.	SHOUP Savings Price
 SH21962	Idler, seed and insecticide/herbicide drive. 3000, 3005, 4000, 4005 series.	GD11962	2.79 ea.
 SH31026	Bushing, 1-3/16" long. Use with SH21962 idler, 1 per row.	GD1026	1.40 ea.
 SH48518	Spring, seed drive for pull units. 3000, 3005, 4000, 4005 series.	GD1065	2.09 ea.
 SH11218	Spring, seed drive for push units. 3000, 3005, 4000, 4005 series.	GD11218	2.09 ea.
 SH21219	Spring, herbicide/insecticide drive. 3000, 3005, 4000, 4005 series.	GD11219	2.19 ea.
 SH37397	Meter Drive Spring. 3000, 3005 series	GD11413	1.50 ea.
Insecticide - Herbicide Chains for 3000, 3005, 4000, 4005 Series			
11441	Insect./Herb. Chain. Finger pickup or brush meters. 114 links.	G3303-114	7.95 ea.
10841	Insect./Herb. Chain. EdgeVac® or vacuum meters. 108 links.	G3303-108	7.59 ea.
 SH8364	Drive Sprocket with bearing, Herbicide/Insecticide; 24 tooth. 3000, 3005, 4000, 4005 series.	GA8364	54.95 ea.
 SH8393	Solenoid, point row clutch. 3110, 3140, 3200, 3600, 3650, 3660, 3700, 3800, 4900.	GA8393	149.95 ea.
 SH6164	Sprocket and Ratchet Assembly. 3000, 3005, 3140, 3145, 3500, 3505, 3600, 3600TR, 3605, 3650, 3700, 3705, 3800, 4900, 4905.	GA5164, GA9843	109.95 ea.
 8040	Seed Rate Transmission Chain, 80 links. 3000, 3005 series.	G3310-80	9.80 ea.
Seed Rate Transmission Sprockets for 3000, 3005, 4005 Series			
 SH6105	15 tooth	GA5105	18.95 ea.
 SH6106	17 tooth	GA5106	18.95 ea.
 SH6107	19 tooth	GA5107	20.25 ea.
 SH6108	23 tooth	GA5108	22.25 ea.
 SH6109	24 tooth	GA5109	22.95 ea.
 SH6110	25 tooth	GA5110	22.95 ea.
 SH6111	26 tooth	GA5111	26.25 ea.
 SH6112	27 tooth	GA5112	26.25 ea.
 SH6113	28 tooth	GA5113	27.75 ea.
 SH6114	30 tooth	GA5114	28.90 ea.
 SH6202	34 tooth	GA5202	33.50 ea.
 SH32097	1746 Linch Pin for transmission sprockets.	GD2558	.55 ea.
 SH32097	Bearing, 7/8" hex bore, curved outer race, 7/8" inner race width. Transmissions, hex drive lines, contact drive wheels. 3000, 3005, 4005 series.	G2100-03	14.50 ea.
 SH5548	Bearing, 7/8" hex bore w/cotter pin hole, curved outer race, 1-5/8" inner race width. Transmission. 3000, 3005 series.	GA5548	31.75 ea.
FL52MSTR	Flange set; use with SH32097, SH5548.		3.90 set
 SH35857	Spring. Transmission, contact drive wheels, row mounted residue wheels. 3000, 3005, 4000, 4005 series.	GD5857	2.09 ea.
 HPC014GP	Bearing, 7/8" hex bore, flat outer race. Transmissions, hex drive lines, contact drive wheels. 3000, 3005, 4000, 4005 series.	GA5116	14.50 ea.
 SH7154	Idler, 18 tooth, 1/2" bore; for 40 & 41 chain. Transmissions, contact wheels, interplant and fertilizer drives. 3000, 3005, 4000, 4005 series.	GA7154	12.25 ea.
 SH0846	Bearing with riveted flange, 7/8" hex bore. Contact wheel drive shaft. 3000, 3005, 4000, 4005 series.	GA9846	25.50 ea.
 SH33790	Bushing, front pivot. Contact wheel. 3000, 3005, 4000, 4005 series.	GB0218	1.60 ea.
 SH0895	Bearing Kit for 6-bolt hub ; (2) bearings with seals, (2) cups. Drive or transport wheels 3000, 3005, 3100, 3110, 3115, 3120, 3140, 3145, 3200, 3205, 3500, 3505, 3650, 3700, 3705; Drive wheels only on 3600, 3605, 3660, 3665; Lift/gauge wheels 3800. Wing wheel only 4900, 4905.	—	48.95 kit
 SH3605	Bearing Kit for 8-bolt hub ; (2) bearings, (2) cups, (2) seals. Transport wheels on 3600, 3605, 3650, 3660, 3665, 4700, 4705, 4900, 4905. Rockshaft wheels on 3800.	—	74.95 kit
 SH42670	Slope Compensating Insecticide T-Bander; 4-1/2" band width, replaces rubber style diffuser. 3000, 3005, 4000, 4005 series.	GD1081, GD6907	11.25 ea.
 SH42700	SH42670 with rubber windshield. 5" wide bottom opening. 3000, 3005, 4000, 4005 series.		16.25 ea.
 SH52681	Tooth, incorporator; 7 used per attachment. 3000 series.	GD1145	2.90 ea.
C38034	Carriage Bolt, 3/8" x 3/4"; for SH52681.		.29 ea.
FN38	Flange Nut, 3/8"; for SH52681.		.22 ea.

For Seed Lubricants, see pg. 42, 54.

Kinze® 3000, 3005, 4000, 4005 - Shoup Parts For (Cont.)

Order No.	Description - Fits Models	Replaces Kinze No.	SHOUP Savings Price
SH0487	Residue Wheel; 12" dia. x 3/8" thick. 3000, 3005, 4000, 4005 series.	GB0387, GD10552	59.95 ea.
H56112	Hex Bolt, for mounting residue wheel to hub (6 used).	G10133	.30 ea.
LN516NL	Locknut for H56112 (6 used).	G10109	.15 ea.
SH6654	Hub with Bearings, for residue wheels or disc furrowers. 3000, 3005, 4000, 4005 series.	GA5654	43.95 ea.
SH0724	Backing Plate, for SH6654.	GD9724	5.75 ea.
SH41485	Bearing only, for SH6654 (2 per wheel).	GA2014	5.95 ea.
SH39400	Dust Cap, for SH6654.	GD1132	1.75 ea.
H58300	3" Spindle bolt, for units with no-till coulters.	G10010	1.95 ea.
JN58	Jam Nut for H58300.	G10503	.80 ea.
H58214	2-1/4" Spindle bolt, for units without no-till coulters.	G10006	1.60 ea.
SH20526	Pivot Bushing, 7-1/2" wide x .725" O.D.; for residue wheels with no-till coulters (1 per row). Early 3000 series.	GD10526	12.75 ea.
SH0483	Pivot Bushing, 3/4" wide x 1-1/8" O.D.; for residue wheels with no-till coulters (2 per row). Late 3000 series; 3005, 4000, 4005 series.	GB0383	1.60 ea.
SH34239	No-Till coulters arm. 3000, 3005 series.	GA24239, GA11520, GA5625	94.95 ea.
SH8641	4-bolt No-Till Hub with SH8603 double row sealed bearing. 3000, 3005, 4000, 4005 series. Note: Order (2) SH22677 bearing adapters if updating from early model hubs with relube bearings (adapters available for row unit mounted coulters only).	GA8641	48.95 ea.
H58400	Mounting bolt for SH8641 hub.	G10036	2.45 ea.
LN58	Locknut for H58400.	G10107	.80 ea.
SH8603	Sealed Double Row Bearing for 4-bolt no-till hub. 3000 series built 2002 & after; 3005, 4000, 4005 series (1 per row). (Will not fit early 4-bolt hub with 2 relube bearings).	GA8603	16.95 ea.
SH22677	Bearing Adapter; use with SH8603 sealed bearing. (2 per row).	GD11677	2.59 ea.
SH21652	Snap Ring; used with SH8603 bearing (1 per row).		1.99 ea.
SH5622	Bearing, relube; 4-bolt no-till hub. 3000 series built prior to 2002 (2 per row).	GA5622	8.25 ea.
SH0327	Bearing Adapter, o-ring and spring washer. Use with SH5622 relube bearing. (2 per row).	G1K330	8.50 ea.

No-Till Coulters for 3000, 3005, 4000, 4005 Series							
	Style	Fits Series	Hub	Dia.	Width	Thickness	
C8519	Bubble	3000, 3005, 4000, 4005	4 bolt	16"	3/4"	.157"	37.95 ea.
W8531	13 wave	3000, 3005, 4000, 4005	4 bolt	16"	3/4"	.177"	36.95 ea.
F8531	25 wave	3000, 3005, 4000, 4005	4 bolt	16"	5/8"	.177"	38.95 ea.
GD4461	20 wave	3000, 3005, 4000, 4005	4 bolt	16"	5/8"	.196"	56.95 ea.

Seed Sensor and Seed Tubes for 3000 Series			
SH71395	Computerized Sensor for Kinze® KPM I, KPM II, KPM III on 3000 series (except EdgeVac®). Replaces sensors with Weatherpack connector that fit in octagon seed tube hole .	GR1629	135.95 ea.
SH71465	Seed tube with octagon sensor hole . Top opening dimension 2-1/4" x 1-3/4". Use with SH71395. 3000 series (thru 2005 and except EdgeVac®).	GR1461	11.95 ea.

Marker Parts for 3000, 3005, 4000, 4005 Series			
SH0746	16" Smooth Blade for 4-bolt markers.	GD0746	33.95 ea.
SH10283	16" Notched Blade for 4-bolt markers. Will replace notched or smooth blades.	GD10283	34.95 ea.
280300	Marker Hub with cups for 4-bolt markers.	GA26876, GA0167	64.95 ea.
SH10290	Bearing Kit for 4-bolt markers.		26.95 kit
SH15151	Marker Spindle; left or right, for 4-bolt markers.	GA15151	67.50 ea.
SH2597	Cap Retainer for 4-bolt markers.	GD2597	5.50 ea.
SH26909	Marker Hub and Spindle Kit; left or right, 4-bolt.	GA26909, GA13719	179.95 ea.
SH9088	Bumper Stop for markers. 3140, 3145, 3600, 3605, 3650, 3660, 3665, 3700, 3800.	GA9088	25.95 ea.
SH9090	Mounting Hardware for SH9088.		1.95 kit

SHOUP® Spiked Closing Wheels

for John Deere, Kinze®, Great Plains and White Planters

- Reduces sidewall compaction, improving seed to soil contact.
- Soil on top of the seed is left loose and mellow resulting in faster seed germination and more uniform emergence.

- Root zone is greatly improved with spiked wheels fracturing seed trench walls.
- 1/4" thick high-carbon spiked wheels. Back-swept angled tooth design penetrates the soil easily and prevents soil build up in wet conditions.

Leveling chains smooth the loose dirt and close air pockets. Recommended for use with both 13" and 15" spiked wheels. SH34579



13" spiked wheel set.



15" spiked wheel for use with rubber closing wheel. Mount on right or left side.

13" Spiked Wheel Set with mounting hardware

Order No.	Fits Model (closing wheel mounting)	SHOUP Savings Price
CWA7000	JD 7000 MaxEmerge™; Kinze® prior to 1993. (Wheel mounts with roll pin.)	194.95 row
CWA7200	JD 7200, 7240, 7300, 7340, 1760, 1780 planters with MaxEmerge®2. (Wheel mounts on spindle with jam nut.)	194.95 row
CWA1760	JD 1700, DB, DR series with MaxEmerge®Plus, Pro, XP, XP Pro, ME5, EE, ME5e; 1530, 1535. (Wheel mounts with hex bolt and nut.)	189.95 row
CWA3010	Kinze® 1993 and after. (Wheel mounts with hex bolt and nut.)	189.95 row
CWA6000	Great Plains; White 6000, 8000, 9000, PA, VE series.	189.95 row
DB1000	10" Depth Band Set. For use in dry or light soils. Mounts to outside of 13" spike wheel.	54.95 row
SH34579	Leveling Chain Kit. Square edge chain with mounting brackets. Not for use on Kinze push units in front of transport frame.	36.95 row

15" Spiked Wheel with mounting hardware

CWA7015	JD 7000 MaxEmerge™; Kinze® prior to 1993. (Wheel mounts with roll pin.)	112.95 ea.
CWA7215	JD 7200, 7240, 7300, 7340, 1760, 1780 planters with MaxEmerge®2. (Wheel mounts on spindle with jam nut.)	112.95 ea.
CWA1765	JD 1700, DB, DR series with MaxEmerge®Plus, Pro, XP, XP Pro, ME5, EE, ME5e; 1530, 1535. (Wheel mounts with hex bolt and nut.)	109.95 ea.
CWA3015	Kinze® 1993 and after. (Wheel mounts with hex bolt and nut.)	109.95 ea.
CWA6015	Great Plains; White 6000, 8000, 9000, PA, VE series.	109.95 ea.

Update worn out closing wheel arms . . .

Keep spiked closing wheels centered over the row by mounting them on new closing wheel arms and bushings.

Closing wheel arm kits include arm, spring, handle, bushings and hardware to mount arm to unit.



Order No.	Fits row units	Use with spiked wheels	
CW7050	JD 7000 MaxEmerge™.	CWA7000, CWA7015	71.95 row
CW3000	Kinze® prior to 1993, except pusher units. Wheels mount to arm with roll pin.	CWA7000, CWA7015	71.95 row
CW3150	JD 7000 MaxEmerge™; Kinze® 1993 & newer. Wheels mount to arm with hex bolt and nut.	CWA3010, CWA3015	71.95 row
CW1800	MaxEmerge®2, Plus, Pro, XP, XP Pro; ME5, EE, ME5e without pneumatic closing wheels. Wheels mount to arm with hex bolt and nut.	CWA1760, CWA1765	129.95 row



Cast Wheels



The Furrow Cruiser Xtreme's crumbling and firming action promotes seed-to-soil contact, prevents furrow re-opening and eliminates sidewall compaction.

The 14 tooth cast design helps break up sidewall compaction and close the seed furrow. Each wheel weighs 21 lbs. to help them penetrate in even the toughest field conditions.

Order No.	Description - Fits Models	
CW1440	2 cast wheel assemblies with bearings. JD MaxEmerge®Plus, Pro, XP, XP Pro, ME5, EE, ME5e; 1530, 1535; Kinze® 1993 and newer; Monosem Plus with bolt-on wheels; White 6000, 8000, 9000, PA, VE series; Case-IH SDX30, SDX40.	294.00 row
CW1445	Closing Wheel Update Kit with Furrow Cruiser Xtreme wheels. JD MaxEmerge®2, Plus, Pro, XP, XP Pro; ME5, EE, ME5e without pneumatic closing wheels; 1530, 1535. Includes cast arm, arm stop, t-handle, spring, wheels, hardware.	423.00 row
CW1450	2 cast wheel assemblies with bearings (wheels mount with roll pin). JD MaxEmerge™; Kinze® before 1993; Monosem Plus with roll pin.	315.00 row

Cast-Iron Closing Wheel

- Great for no-till.
- Rugged, thick cast iron.
- Precision sealed bearing can be changed with removable snap ring.
- 22 lbs. per wheel.
- 12" diameter wheel.

Order No.	Fits Models	
NTW1	JD 7000, 7100 with MaxEmerge™; Kinze® prior to '93.	84.95 ea.
NTW2	JD 7200, 7240, 7300, 7340, 1760, 1780 with MaxEmerge® 2.	84.95 ea.
NTW6	JD 1700, DB, DR series with MaxEmerge® Plus, Pro, XP, XP Pro, ME5, EE, ME5e; Kinze® '93 and after; White 6000, 8000, 9000, PA, VE series; Great Plains, Monosem with bolt-on wheels.	74.95 ea.

Gauge Wheel Arm Kits

for John Deere MaxEmerge™, MaxEmerge®2, MaxEmerge®Plus, Pro, XP, XP Pro and Kinze®

Bring new life to worn out gauge wheel arm pins at a fraction of the cost of replacing the row unit. Gauge wheel arms and pins are important to maintaining proper clearance between the gauge wheel and seed opener disc for proper seed furrow formation and opener cleaning.

2 styles to choose from ...



Tabs on adjusting washer fit into notches of bushing. Simply turn for precision adjustment.



Eccentric bushing fits over the worn pin creating a "new" pin for the gauge wheel to pivot on. It also allows for precision setting of clearance between the seed blade and the gauge wheel tire without adding or taking out shim washers.

Gauge wheel arms have been designed heavier to allow for both the eccentric bushing and a grease groove around the bushing.

"Original" Kit Made in USA includes:
 2 - New Heavy Duty Arms
 2 - Eccentric Bushings
 1 - Shim and Hardware Kit

Order No.	Fits Models/Row Units	SHOUP Savings Price
GWK7000	JD 7000-7100; MaxEmerge™ units. (gauge wheel held on with roll pin)	89.95 row
GWK7200	JD 7200-7300, 7340, early 1760 & 1780; MaxEmerge®2 units. (gauge wheel arm mounts on 1" dia. shaft; gauge wheel held on with set screw)	89.95 row
GWK2000	Kinze® prior to 1993. (gauge wheel held on with roll pin)	89.95 row
GWK3000	Kinze® 2000 series 1993-1999. (gauge wheel held on with bolt threaded into arm)	89.95 row



"Quick-Set Style" with threaded bushing

"Quick-Set" Style features a threaded bushing and arm combination that makes it easy to set the gauge wheel to the seed opener. The inside of the threaded bushing is machined to fit over the old worn pin providing a new wear surface.

To adjust the gauge wheel simply turn the threaded bushing to move the wheel closer to or farther away from the opener.

Heavy duty gauge wheel arms are equipped with a grease zerk for serviceability.

"Quick-Set" Kit Made in USA includes:
 2 - New Heavy Duty Arms
 2 - Threaded Bushings
 1 - Hardware Kit

Order No.	Fits Models/Row Units	SHOUP Savings Price
GWK1700	JD 7000-7100; MaxEmerge™ units. (gauge wheel held on with roll pin)	65.95 row
GWK1800	JD 7200-7300, 7340, early 1760 & 1780; MaxEmerge®2 units. (gauge wheel arm mounts on 1" dia. shaft; gauge wheel held on with set screw)	65.95 row
GWK1815	JD 1700 and DB series; MaxEmerge®Plus and Pro units. (gauge wheel arm bushings mounted with 100mm (4") long bolts; gauge wheel held on with set screw)	65.95 row
GWK1820	JD 1700, DB, DR series; MaxEmerge®XP and XP Pro units. (gauge wheel arm bushings mounted with 100mm (4") long bolts; gauge wheel held on with bolt)	65.95 row
GWK2500	Kinze® prior to 1993. (gauge wheel held on with roll pin)	65.95 row
GWK3500	Kinze® 2000 series 1993-1999. (gauge wheel held on with bolt threaded into arm)	65.95 row

Gauge Wheel Arm Kits with Mud Scraper

for John Deere MaxEmerge™, MaxEmerge®2, MaxEmerge®Plus, Pro, XP, XP Pro and Kinze®



Get the advantages of the "Quik-Set" Gauge Wheel Arm Kit plus a scraper for your gauge wheel tires.

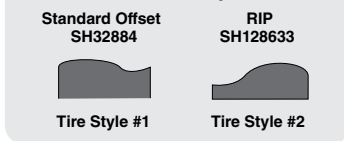
Ideal when planting in tacky soils or when liquid fertilizer is giving you problems.

Adjustable scraper mounts directly on specially machined gauge wheel arm.

Includes:
 2 - New Heavy Duty Arms
 2 - Threaded Bushings
 2 - Scraper Arms with bolt-on scrapers
 1 - Hardware Kit

Made in USA

Available for standard offset and RIP - reduced inner profile tires.



Fits Models	Order No.	Tire Style	SHOUP Savings Price
JD 7000-7100 with MaxEmerge™ units;	GWS1850	1	139.95 row
JD 7200-7300, 7340, 1760, 1780 with MaxEmerge®2 units; Kinze® prior to 1993.	GWS1851	2	139.95 row
JD 1700 and DB series with MaxEmerge® Plus and Pro units.	GWS1900	1	139.95 row
	GWS1901	2	139.95 row
JD 1700, DB, DR series with XP and XP Pro units.	GWS1950	1	139.95 row
	GWS1951	2	139.95 row
Kinze® 2000 series 1993-1999. (gauge wheel mounted with bolt threaded into arm)	GWS3550	1	139.95 row
	GWS3551	2	139.95 row

U.S. Patent No. 5,884,711.



Simple product. Virtually no wear. Save time and money.

The RK Products gauge wheel arm repair kit is different from all other kits on the market, because it supports the offset load in a different way and actually solves the problem. The RKP design utilizes a disc spring to preload the outer end of the arm with enough spring pressure that the arm cannot lean but can pivot freely. Because the arm cannot lean the pressure remains distributed almost uniformly around the circle of contact which is a large area. The result is that wear is practically eliminated.

After the installation of a rigidly mounted pivot pin, mounting gauge wheels becomes a breeze, as there is no need to balance the gauge wheel on a knee while trying to thread a new bolt into the tapped hole.

RK Products Gauge Wheel Arm Repair Kits

Order No.	Fits Models/Row Units	SHOUP Savings Price
John Deere and Kinze Planters		
SH1110	JD 7000-7100; MaxEmerge™ units. All Kinze®. Gauge wheel arm mounted with 1/2" bolt. Arms with threaded, eccentric or smooth bushings order SH1431.	80.00 row
SH1120	JD 7000-7100; MaxEmerge™ units. Gauge wheel arm mounted with 5/8" bolt. Arms with threaded, eccentric or smooth bushings order SH1431.	80.00 row
SH1130	JD 7200-7300, 7340, early 1760, 1780; MaxEmerge®2 units. Gauge wheel arm mounted with 12mm bolt. Arms with threaded, eccentric or smooth bushings order SH1431.	80.00 row
SH1431	Spacer bushing, use with bushing style gauge wheel arms to mount SH1110, SH1120, SH1130 kits (2 per row). Not required on Kinze 3000, 3005, 4000, 4005 series.	3.60 ea.
SH1150	JD 1700, DB, DR series; MaxEmerge®Plus, Pro, XP, XP Pro units with fully threaded hex head bushings.	100.00 row
SH1151	JD 1700, DB, DR series; MaxEmerge™5, EE, ME5e units with partially threaded square head bushings.	125.00 row
Case-IH Planters		
SH1333	800, 900, 950. Not for use with Yetter Pin Adjust Residue Managers.	130.00 row
SH1332	955, 1200, 2000 series; 5400, 5500 Soybean Special.	130.00 row
White Planters		
SH1230	6000 series with dual closing wheels.	85.00 row
SH1260	5100, 5700, 6000 series with single closing wheels.	85.00 row
SH1280	8000 series.	85.00 row
SH1290	9000 series.	95.00 row



RK gauge wheel arm clips are made from a hardened spring steel that's easily installed by bending over the arm where it pivots on the arm stop.

RK Products Gauge Wheel Arm Clip

Order No.	Fits Models/Row Units	SHOUP Savings Price
SH4922	JD MaxEmerge®Plus, Pro, XP, XP Pro, ME5, EE, ME5e. Also JD MaxEmerge™, MaxEmerge®2, Kinze® 2000 series & prior with 2 ribs on gauge wheel arm.	9.60 ea.



RK Products Closing Wheel Frame Repair Kit

Order No.	Fits Models/Row Units	SHOUP Savings Price
SH3142	JD 1700, DB, DR series; MaxEmerge®Plus, Pro, XP, XP Pro, ME5, EE, ME5e units with worn closing wheel arms.	37.50 row
SH3143	For same models as SH3142 with new closing wheel arms.	29.00 row
SH1509	Replacement bearing for SH3142 and SH3143.	8.40 ea.

The RK Products Closing Wheel Frame Repair Kit replaces the bushing on a closing wheel arm with a bearing. Having the closing wheel arms tight is critical to keeping closing wheels centered on the seed trench and ensuring that your closing wheel can operate at peak performance. Welding the bearing housing onto the outside of the closing wheel arm is required to hold the ball bearing for the SH3142 kit.



Includes: cast closing wheel arm with bearing, T-handle, arm stop, spring, hardware.

RK Products Closing Wheel Arm Kit with Bearings

Order No.	Fits Models/Row Units	SHOUP Savings Price
CW1802	JD 1700, DB, DR series; MaxEmerge®2, Plus, Pro, XP, XP Pro; ME5, EE, ME5e without pneumatic closing wheels.	149.95 row

Easily upgrade from the original pivot bushing style arm to a closing wheel arm with bearings. Having the closing wheel arms tight is critical to keeping closing wheels centered on the seed trench and ensuring that the closing wheels can operate at peak performance.

Narrow Gauge Wheel Assembly

- 3" wide.
- Nylon wheel half on outside sheds dirt. Steel inside wheel half.
- Allow clearance for trash.
- Narrower design allows unit to run on cleaner seed bed.
- Great for narrow row beans.



Order No.	Fits Planter/Drill Models	SHOUP Savings Price
SH62060	John Deere MaxEmergetm; MaxEmergetm2 to 1992. Kinze to 1993. White 5100, 5700.	86.95 ea.
SH62065	John Deere MaxEmergetm2 1992 and after; MaxEmergetm Plus, Pro. White 6000.	86.95 ea.
SH62080	John Deere MaxEmergetmXP, XP Pro, ME5, EE, ME5e. Kinze 1993 & after.	91.95 ea.
SH62070	John Deere Drills 750, 1560, 1590, 1690, 1850, 1860, 1890, 1895, 1990; N500 series Air Drills. Great Plains YP. White 8000, 9000, PA, VE series.	86.95 ea.
SH72075	Case-IH 800, 900, 950, 955; 1200 to s/n CBJ0001610 (roll pin mount).	91.95 ea.
SH72070	Case-IH 1200 s/n CBJ0001611 & up (bolt mount), 2000 series.	91.95 ea.

Carlisle Spoked Wheels

Gauge wheels designed to reduce plugging. Heavy duty construction for low maintenance. 3-Spoke cast design with replaceable bearing.



Fits Planter/Drill Models	Bearing Style Used	Order No.	Tire width/style	Price
John Deere MaxEmergetm, MaxEmergetm2 to 1992. Kinze to 1993. Monosem with roll pin wheels.		SW4105	4.5" Standard	159.00 ea.
		SW5105	4.5" RIP	159.00 ea.
		SW3105	3"	159.00 ea.
John Deere MaxEmergetm2 1992 & after, Plus, Pro. White 6000.		SW4205	4.5" Standard	159.00 ea.
		SW5205	4.5" RIP	159.00 ea.
		SW3205	3"	159.00 ea.
John Deere MaxEmergetmXP, XP Pro, ME5, EE, ME5e; Drills 750, 1560, 1590, 1690, 1850, 1860, 1890, 1895, 1990; N500 series Air Drills. Kinze 3000, 3005, 4000, 4005 series.		SW4305	4.5" Standard	159.00 ea.
		SW5305	4.5" RIP	159.00 ea.
		SW3305	3"	159.00 ea.
Case-IH 1200 s/n CBJ0001611 & up, 2000 series.		SW5605	4.5" RIP	159.00 ea.
		SW3605	3"	159.00 ea.
Great Plains YP. Kinze 2000 series 1993 & after. Monosem with bolt-on wheels. White 8000, 9000, PA, VE series. Case-IH Drills 500, 500T, 550, 550T. New Holland Drills P2080, P2085.		SW4405	4.5" Standard	159.00 ea.
		SW5405	4.5" RIP	159.00 ea.
		SW3405	3"	159.00 ea.

Urethane Gauge Wheel Assembly

AgriTraxx AirCore™

See pg. 98 for Grain Drill Assemblies.



SH97381

SH97386

AgriTraxx AirCore gauge wheels are designed to provide exceptional wear life - up to 3 times longer than rubber gauge wheel assemblies. Made with flexible polyurethane they are designed to absorb variations in the soil surface similar to rubber tires. Polyurethane also has an inherently non-stick surface, matched with a flexibility that sheds mud exceptionally well. Urethane tires are resistant to puncture and tearing which reduces down time and lowers maintenance costs.

Order No.	Fits Models	Bearing Style	Style	Price
4.5" x 16" Urethane Gauge Wheel Tires				
SH97381	John Deere MaxEmergetm, MaxEmergetm2, MaxEmergetm Plus, Pro. Kinze 2000 series & prior, 3000, 4000 series. Great Plains YP. White 5100, 5700, 6000, 8000, 9000, PA, VE series.		3/8"	91.95 ea.
SH97382	John Deere MaxEmergetm XP, XP Pro, ME5, EE, ME5e. Kinze 3000, 3005, 4000, 4005 series.		7/8"	91.95 ea.
4.5" x 16" Urethane Nylon Gauge Wheel Assemblies				
SH97389	John Deere MaxEmergetm, MaxEmergetm2 to 1992. Kinze to 1993. Monosem with roll pin wheels. White 5100, 5700.		Steel Inner, Nylon Outer	138.95 ea.
SH97390	John Deere MaxEmergetm2 1992 & after, MaxEmergetm Plus, Pro. White 6000.		Steel Inner, Nylon Outer	138.95 ea.
SH97383	John Deere MaxEmergetmXP, XP Pro, ME5, EE, ME5e. Kinze 3000, 3005, 4000, 4005 series.		Steel Inner, Nylon Outer	142.95 ea.
SH97386	Kinze 2000 series 1993 & after. Great Plains YP. Monosem with bolt-on wheels. White 8000, 9000, PA, VE series.		Steel Inner, Nylon Outer	138.95 ea.
4.5" x 16" Spoked Urethane Gauge Wheel Assemblies				
SH97384	John Deere MaxEmergetmXP, XP Pro, ME5, EE, ME5e. Kinze 2000 series 1993 & after, 3000, 3005, 4000, 4005 series. Great Plains YP. Monosem with bolt-on wheels. White 8000, 9000, PA, VE series.		MudSmith™	222.95 ea.
SH97385	John Deere MaxEmergetmXP, XP Pro, ME5, EE, ME5e. Kinze 3000, 3005, 4000, 4005 series.		Carlisle Spoked	212.95 ea.
SH97391	Kinze 2000 series 1993 & after. Monosem with bolt-on wheels. Great Plains YP. White 8000, 9000, PA, VE series.		Carlisle Spoked	212.95 ea.

Nylon Gauge Wheel Assembly

4.5" Standard



Tire No. 1

- Nylon-Steel wheel half combination.
- 4-1/2" x 16" rubber tire.
- Nylon wheel half on outside of tire prevents dirt from rooster tailing out of gauge wheels.

4.5" RIP reduced inner profile



Tire No. 2



Black

Order No.	Tire No.	Bearing Style Used	Fits Models	SHOUP Savings Price
SH52046	1		John Deere MaxEmerge™; MaxEmerge®2 to 1992.	91.95 ea.
SH52047	2		Kinze ® to 1993. White 5100, 5700.	98.95 ea.
SH51359	1		John Deere MaxEmerge®2 1992 & after;	91.95 ea.
SH51360	2		MaxEmerge® Plus, Pro. White 6000.	98.95 ea.
SH76604	1		John Deere MaxEmerge™XP, XP Pro, ME5, EE,	93.95 ea.
SH77083	2		ME5e. Kinze ® 3000, 3005, 4000, 4005 series.	99.95 ea.
SH76150	1		Kinze ® 2000, 3000 series 1993 & after (black cover).	91.95 ea.
SH76151	2		Great Plains YP. White 8000, 9000, PA, VE series.	98.95 ea.

MudSmith™

Gauge wheels designed to reduce plugging.
Heavy duty construction for low maintenance.

4.5" Standard



4.5" RIP



reduced inner profile

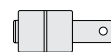
M4305



Fits Planter/Drill Models

John Deere MaxEmerge™; MaxEmerge®2 to 1992.
Kinze® to 1993. **Monosem** with roll pin wheels.

Bearing Style Used



Order No.

4.5" Standard

4.5" RIP

3"

165.00 ea.

165.00 ea.

165.00 ea.

John Deere MaxEmerge®2 1992 & after, Plus, Pro.
White 6000.



M4205

4.5" Standard

4.5" RIP

3"

165.00 ea.

165.00 ea.

165.00 ea.

John Deere MaxEmerge™XP, XP Pro, ME5, EE, ME5e;
Drills 750, 1560, 1590, 1690, 1850, 1860, 1890, 1895, 1990;
N500 series Air Drills. **Kinze**® 2000 series 1993 & after, 3000,
3005, 4000, 4005 series. **Great Plains** YP. **Monosem** with bolt-on
wheels. **White** 8000, 9000, PA, VE series. **Case-IH** Drills 500,
500T, 550, 550T. **New Holland** Drills P2080, P2085.



M4305

4.5" Standard

4.5" RIP

3"

165.00 ea.

165.00 ea.

165.00 ea.

M3305



Case-IH 1200 s/n CBJ0001611 & up, 2000 series.



M5505

4.5" RIP

3"

165.00 ea.

165.00 ea.

MudSmith LLC Patent No's 7,584,706 and 7,823,521

Furrow Brow™ for Planter Gauge Wheel



The **Furrow Brow™** is a simple, durable solution to soil build-up on planter depth gauge wheels. Maintain a more consistent planting depth in good to marginal conditions by knocking off damp soil before it can affect planting depth. Simply bolt in place and forget it, never needs adjustment. Mounting hardware included.

Not for use with RK products gauge wheel arm kits.

Fits Model	Order No.	Gauge Wheel Tire Size/Style	SHOUP Savings Price
JD MaxEmerge™ gauge wheel arm mounts with 1/2" bolt; Kinze® prior to 1999.	SH27690	4-1/2" standard	44.95 row
JD MaxEmerge™ gauge wheel arm mounts with 5/8" bolt.	SH27691	4-1/2" standard	44.95 row
JD MaxEmerge®2 gauge wheel arm mounts on 1" dia. shaft.	SH27692	4-1/2" standard	44.95 row
JD MaxEmerge®2, Plus, Pro gauge wheel arm bushings mounted with 100mm (4") long bolts.	SH27693	4-1/2" standard	44.95 row
	SH27694	3"	44.95 row
JD XP, XP Pro, ME5, EE, ME5e.	SH27693	4-1/2" standard	44.95 row
	SH27697	3" Shoup	44.95 row
Kinze® 3000, 3005, 4000, 4005 series. Painted black.	SH27695	4-1/2" standard	49.95 row



Patent No. US11083124B2



SPYKE Closing Wheels

- Angled tooth design breaks the furrow sidewall ensuring firm seed-to-soil contact and reduced seed kicking.
- Perfect for wet, dry, conventional or no-till conditions.
- Guarantees depth control with a solid ring that resists mud buildup.
- Improved seed placement for optimal seed positioning and better germination.
- Carlstar™ Cast Spyke wheels weigh 14 lbs. each.



Ring Set, Poly



Wheel Assemblies w/Poly Rings



Spike Wheel, Cast

Fits Planter/Drill Models	Order No.	Style	SHOUP Savings Price
John Deere MaxEmerge™; Kinze® to 1993; Monosem Plus with roll pin wheels.	CW1543	Wheel Assemblies w/Poly Ring	239.00 row
	CW3450	Spike Wheel, Cast	225.00 row
John Deere MaxEmerge®2.	CW1541	Ring Set, Poly	129.00 row
	CW1546	Wheel Assemblies w/Poly Ring	219.00 row
John Deere MaxEmerge®Plus, Pro, XP, XP Pro, ME5, EE, ME5e; 1530, 1535; Kinze® 2000 series 1993 & after, 3000, 3005, 4000, 4005 series; Great Plains, Monosem Plus with bolt-on wheels; White 6000, 8000, 9000, PA, VE series.	CW1541	Ring Set, Poly	129.00 row
	CW1549	Wheel Assemblies w/Poly Ring	219.00 row
	CW3440	Spike Wheel, Cast	209.00 row



Yetter Twister™ closing wheels kits include 2 wheels/rings per row. The twisted-spike design is key to breaking down sidewall compaction caused by opener blades promoting seed-to-soil contact.



Ring Set, Poly



Ring Set, Cast



Wheel Assemblies w/Poly Rings



Wheel Assemblies w/Cast Rings



Spike Wheel, Cast



Closing Wheel Update Kits

Fits Planter/Drill Models	Order No.	Style	Price
John Deere MaxEmerge™; Kinze® to 1993; Monosem with roll pin wheels.	CW1343	Wheel Assemblies w/Poly Ring	260.00 row
	CW1344	Wheel Assemblies w/Cast Ring	270.00 row
	CW2450	Spike Wheel, Cast	290.00 row
*John Deere MaxEmerge®2. *CW1341, CW1342 not for use with aluminum wheel halves.	CW1341	Ring Set, Poly	140.00 row
	CW1346	Wheel Assemblies w/Poly Ring	235.00 row
	CW1342	Ring Set, Cast	150.00 row
	CW1347	Wheel Assemblies w/Cast Ring	245.00 row
	CW1341	Ring Set, Poly	140.00 row
John Deere MaxEmerge®Plus, Pro, XP, XP Pro, ME5, EE, ME5e; 1530, 1535; Kinze® 2000 series 1993 & after, 3000, 3005, 4000, 4005 series; *Great Plains, *Monosem Plus with bolt-on wheels; White 6000, 8000, 9000, PA, VE series. *CW1341, CW1342 not for use with aluminum wheel halves.	CW1349	Wheel Assemblies w/Poly Ring	230.00 row
	CW1342	Ring Set, Cast	150.00 row
	CW1350	Wheel Assemblies w/Cast Ring	240.00 row
	CW2440	Spike Wheel, Cast	275.00 row
	CW1341	Ring Set, Poly	140.00 row

Closing Wheel Update Kits

Includes: cast arm, arm stop, t-handle, spring, (2) wheels and hardware.

John Deere MaxEmerge®2, Plus, Pro, XP, XP Pro; ME5, EE, ME5e without pneumatic closing wheels.

CW1812	Wheel Assemblies w/Poly Ring	350.00 row
CW2445	Spike Wheel, Cast	399.00 row



P2000



Gauge Wheel Assembly Tool

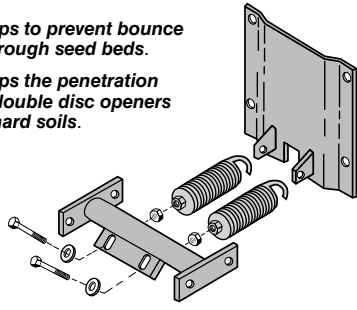
- Fast and easy gauge wheel assembly.
- Use to assemble 16" wheels with steel or plastic wheel halves and water pump or 40mm double row bearings.
- Cast iron tool construction with guide pins to keep bolt holes aligned.

- Use in shop press with 18" clearance between side channels. Shop press required for use with all water pump bearing applications.
- No press required for gauge wheels with 40mm double row bearings. Loosely assemble tire, halves and bearing in tool. Use with impact wrench to tighten installation bolt and pull wheel halves together.

Order No.	Description	Price
P2000	Tire Press for 16" gauge wheels.	249.00 ea.

Heavy Duty Down-Pressure Spring Kit

- Helps to prevent bounce on rough seed beds.
- Helps the penetration of double disc openers in hard soils.



Order No.	Fits Models	Price
SK7000	JD 7000-7100 (all); Kinze® (prior to Fall 1989).	129.95 row

Chain Idler Conversion Kits for John Deere and Kinze®

Convert round or sprocket idlers to new style 1-piece slide idler. Prevents chains from derailing in high residue. Includes slide idler, new tension spring and required hardware.



Order No.	Description - Fits Models	SHOUP Savings Price
70100	Seed Meter Chain Idler Kit; JD 7000, 7100; Kinze® except pusher units.	7.49 kit
70300	Seed Meter Chain Idler Kit; Kinze® pusher units.	8.49 kit
70500	Insecticide/Herbicide Chain Idler Kit; JD 7000, 7100; Kinze®.	7.49 kit
17100	Seed Meter Chain Idler Kit; JD 7200, 7300, 1700 series.	7.49 kit
17500	Insecticide/Herbicide Chain Idler Kit; JD 7200, 7300, 1700 series.	8.49 kit

Yetter Adjustable Down Pressure Spring Kit

- Produces up to 300 lbs. of additional down pressure.
- Five adjustable down pressure settings.

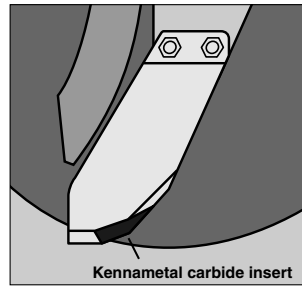


Order No.	Fits Models	Price
2960-126	John Deere 7000, 7100, 7200, 7300 & 1700 series with 15-3/4" parallel arms.	274.95 row

Kennametal tungsten carbide V-slicers

Kennametal tungsten carbide v-slicers are designed to maximize seed-to-soil contact. The v-slicer removes loose dirt that falls between the double discs ensuring that the seed is in contact with moist soil.

The tungsten carbide insert is designed for long performance in all soils, even rocky and abrasive conditions. Designed to fit JD MaxEmerge™, MaxEmerge®2, MaxEmerge®Plus and Kinze® (except 3000, 3005, 4000, 4005 series).



Order No.	Price
SH11313	64.95 ea.

Hex Shaft Couplers

Order No.	Size	Length	Price
HC916	9/16"	2-1/2"	19.95 ea.
HC580	5/8"	2-1/2"	24.50 ea.
HC340	3/4"	3"	27.95 ea.
HC780	7/8"	3"	24.35 ea.
HC118	1-1/8"	4-1/2"	37.40 ea.



Hex Shaft

- cold drawn
- zinc plated

Order No.	Size	Length	Price
HS91636	9/16"	36"	31.40 ea.
HS91672	9/16"	72"	62.80 ea.
HS58036	5/8"	36"	33.45 ea.
HS58072	5/8"	72"	66.90 ea.
HS34036	3/4"	36"	36.40 ea.
HS34072	3/4"	72"	72.80 ea.
HS78036	7/8"	36"	39.40 ea.
HS78072	7/8"	72"	78.80 ea.

Adapter Stud Kit

Convert closing wheels held on with roll pins to a bolt-on mounting found on later model planters.

Use with SH64340 (see pg. 13) closing wheels. One kit used per row.



Order No.	Fits Models	Price
SH23780	JD 7000-7100; early Kinze®.	21.95 row

Set-N-Seed Planter Depth Calibration Tool

Set-N-Seed is designed to help accurately and efficiently set each planter row unit to a desired seeding depth. This is necessary to insure every row unit is planting at the same depth for even emergence and a consistent stand in the field.



Simply raise Set-N-Seed with a floor jack (not provided) until opener blades contact the steel wear strip and the gauge wheels rest on the side blocks. Then adjust the planter depth handle to shallowest setting possible. This insures that all rows are set to the same depth.

Order No.	Description	Price
738733	Set-N-Seed Calibration Tool. Includes: 1" main block and 3 pairs of 1/2" stackable inserts for depths ranging from 1" - 2.5".	185.00 kit

Additional Calibration Blocks

738734	1/4" Stackable Blocks, set of 2.	15.00 pr.
738735	1/2" Stackable Blocks, set of 2.	15.00 pr.
738736	1/2" Center Adapter. Allows for shallow depth calibration.	15.00 ea.



Hopper Inserts for John Deere and Kinze® Planters

- Permits all seed to flow into the meter without handling.
- Easy installation.
- Minimal hopper capacity loss.

Order No.	Insert For	Fits Models	SHOUP Savings Price
PA200	Seed Hopper	John Deere MaxEmerge™ (7000, 7100).	35.95 ea.
PA300	Seed Hopper	Kinze® 2000 series & prior (1982 -1999). PA200 and PA300, use with plateless meters only.	35.95 ea.



SH4690



SH3698

Seed Hopper Extensions for John Deere and Kinze® Planters

- 1 bushel increase to seed box capacity.
- Extension adds 8" to overall height.
- One-piece construction seals out moisture.
- Use existing lid with no modification.

Order No.	Extension Material	Fits Models	
SH2690	Fiberglass	John Deere MaxEmerge™ (7000, 7100).	95.95 ea.
SH3690	Fiberglass	John Deere MaxEmerge® 2. Confirm fiberglass or poly hopper on MaxEmerge®2.	95.95 ea.
SH3698	Poly	John Deere MaxEmerge® 2, Plus, XP, ME5. SH3698 adds 8" to height of seed hopper. Confirm clearance between seed hopper and liquid fertilizer tanks when folding on 1760, 1765, 1770, 1775.	44.95 ea.
SH4690	Fiberglass	Kinze® 2000 series & prior.	95.95 ea.
SH4698	Poly	Kinze® 3000 series 2001 & after; 3005 series. Use photo to identify 2001 & after hoppers.	44.95 ea.



Kinze hoppers 2001 & after have reinforcement ribs on all sides.



Dry Fertilizer Hopper Extensions for John Deere, Kinze® and Deutz-Allis Planters

- Increase capacity by up to 400 lbs.
- Heavy fiberglass construction with support braces included.
- Formed lip keeps out moisture.
- Use with existing lid.
- Adds 9" to overall height.

Order No.	Fits Models	
SH5690	John Deere 7000, 7200, 7240, 1750, 1755, 1770, 1775, 1780, 1785.	289.95 ea.
SH6692	Kinze® 2000 series & prior; 3000, 3005 series. Deutz-Allis 385.	289.95 ea.

Seed Catcher Cleanout Chute for John Deere, Case-IH, Kinze®, White Front Fold Central Fill Planters



Save time and eliminate spills when changing seeds or getting ready for storage. An internal screen separates talc and fines so seed emptied from the hopper can be used at a later time. Quickly attaches to unload the hopper and is

easily removed between use. Attachment straps are included with each unit for use on front fold John Deere, Case-IH, Kinze®, White central fill planters.

Order No.

11010

Seed Catcher Cleanout Chute for Front Fold Central Fill Planters.

499.00 ea.

Lid-Stay for Kinze® Planters



- Helps lids stay on in windy conditions.
- Creates a more secure latching lip on the planter box lid.
- Consists of two rear lid tab extensions.

Order No.	Fits Models	
573000	Kinze® 3000, 3005 series.	4.95 row

Sliding Lid for John Deere Planters



Keeps Lids in Place - Slides easily to the back of the Seed Box for quick seed fills.

Order No.	Fits Models	
SH47000	John Deere MaxEmerge™ (7000, 7100).	27.95 ea.

Fertilizer Density Scale

Fertilizer Density scale accurately measures the density of various fertilizer blends by both pounds per cubic foot and kilograms per cubic foot. Measuring is extremely important in determining accurate settings of custom application equipment to optimize yields.



Order No.
FS100

64.95 ea.



Hardware included.

Heavy square edge drag chain.

Row Leveling Chain Kit

Leveling chains smooth the loose dirt and close air pockets. Recommended for use with both 13" and 15" spiked wheels.

Order No.	Fits Models	
SH34579	John Deere 7000, 7100, 7200, 7240, 7300, 7340, 1700, DB, DR series; Great Plains, Kinze®, Shoup, White.	36.95 row

*Requires 10" clearance from back of closing wheel arm.
*Not for use on Kinze push units in front of transport frame.

Graphite Lubricant

EZ-SLIDE® Graphite Lubricant is fast bonding to clean steel and plastic surfaces. Recommended for use on seed plates, grain wagons, mower decks and many other agricultural applications.



Order No.	Description	SHOUP Savings Price
SH47273	Spray Graphite, 12 oz Aerosol.	10.25 ea.
SH47274	Spray Graphite, 12 oz Aerosol (case of 6).	57.95 case
SH47275	Liquid Graphite, 1 Gallon.	52.95 ea.

"Dust" Soy Based Seed Lubricant

"DUST" is a soybean-based alternative to talc and graphite. DUST is environmentally friendly and cleaner to use than other seed lubricants. It eliminates the grime, health and environmental hazards associated with talc and graphite. DUST is proven to be less abrasive to seed helping to maintain seed treatment coatings. Made entirely from U.S. soybeans. Not approved for use on seed treated with Neonics in Canada.



Order No.	Description	SHOUP Savings Price
SH13878	Dust, soy based seed lubricant, 14 lb. pail.	126.95 ea.

US Patent No. 10,426,077

Down Pressure Spring Kit

Produces up to 180 lbs. of down pressure. Excellent for use with planter attachments requiring clearance space between the row units parallel linkage.



Includes 4 springs, 8 plated step bushings and hardware.



Order No.	Fits Models	Price
7200DSK	John Deere 7000, 7100, 7200, 7300 and 1700 series; Kinze® to Fall 1989.	48.95 row

Acre Counter

for Case-IH, Kinze®, White, John Deere



Features an aluminum mounting bracket with a durable counter. The bracket provides constant gear meshing, but allows the counter to count only when planting. The counter displays from .001 up to 99 acres. 1 year warranty.



Order No.	Fits Models	Price
2004	Case-IH 800, 900, 950 series.	94.95 ea.
2502	Kinze® Series II 4, 6, 8 and 12 row. 2000, 3000 series.	94.95 ea.
2201	White 5100, 5700, 6000, 6100 series.	94.95 ea.
2305	John Deere 7000, 7100, 7200, 7300, 1700, 1710, 1720, 1750 30" rows & wider only.	94.95 ea.

Not for use on 7240, 7340, 1730, 1760, 1770, 1780 planters.

Planter Spray Arm



- Easy adjustment of nozzle height.**
After adjusting to desired height, simply tighten 1/2" bolts to secure. The unique counter locking effect keeps arm in place regardless of vibration or bounce.
- Rugged construction.**
3/4" round cross tube and arm with 1/2" round pipe where nozzle clamp is attached. Angle pieces with slotted holes attach to the planter unit.
- Clamp and fitting kits available** for 3/8" or 1/2" hose in either standard or Quick TeeJet® styles. Kits include mounting clamp, nozzle body, cap and hose clamp.

Spray arms fit: Kinze® (except 4000, 4005 series); John Deere MaxEmerge™, MaxEmerge® 2, MaxEmerge® Plus, XP; Case-IH 800, 900, 950, 1200; White 6000.

Not for use with short hopper support. (It may be necessary to drill holes on the bottom lip of the unit fender to attach).

Order No.	Description	Price
502470	Planter Spray Arm.	63.95 ea.
Clamp and fitting kits:		
502472	3/8" standard.	7.19 kit
502473	3/8" Quick TeeJet.	14.49 kit
502474	1/2" standard.	7.19 kit
502476	1/2" Quick TeeJet.	14.49 kit

Tips, tip strainers and hose sold separately.

METER MAX™

Corn Meter Test and Repair Service for John Deere and Kinze Corn Meters

Finger pickup meters only.

Send meters to:

Shoup Manufacturing Co.
3 Stuart Drive
Kankakee, IL 60901



Corn Meter Test and Repair Service includes:

Tests - Meters are tested on our state-of-the-art test stand. Field speed and population are simulated to determine the accuracy of your meters.

New Brush - A new corn meter brush is included in our price.

Cleaning - Meters are disassembled and thoroughly cleaned.

Repair - Repairs are made with high-quality Precision Planting components.

The cost of new parts is extra (except for brush). New parts will only be installed with your approval.

Adjustment - Final precision adjustments are made to ensure accurate metering.

Documentation - Tests and service will be documented on each meter.

Return Shipping - Meters, test documents, replaced parts, returned freight prepaid.

Warranty - 1-season on labor and new parts.

Finger pickup units serviced: **JD 7000-7100 MaxEmerge™ and Kinze®; JD 7200, 7300, 1760, 1780 MaxEmerge® 2; 1700 series with MaxEmerge® Plus.**

Price subject to brush type used for repair.	Brush Type	Price
Original equipment backing plate or Precision PopMax™ backing plate.	Standard	30.50 per meter
Precision PopMax™ backing plate.	Adjustable	35.50 per meter

Make sure to include the following information with your meters:

1. Name of person to contact.
2. Shipping address.
3. Telephone number.
4. Number of meters sent.
5. Typical population, planting speed, row width, seed size.

Precision Meter™ from Precision Planting reduces skips and doubles

The Precision Meter™ includes SkipStop™ energy-absorbing cover cushion, Precision Fingers™, Population Max™ backing plate, SureFire™ belt and Adjustable Brush with T-handle adjustment.

Order No.	Fits Models	SHOUP Savings Price
Complete Precision Meter™		
SH43025	JD 7000-7100 MaxEmerge™; Kinze 2000 series & prior.	235.00 ea.
SH43030	JD 7200, 7300, 1700 series MaxEmerge®2, MaxEmerge®Plus, XP, ME5. Must be equipped with finger pickup units.	235.00 ea.
SH43035	Kinze 3000, 3005 series (except EdgeVac® or Vacuum).	235.00 ea.



Complete Precision™ Meter and Bullseye™ Seed Tube Combo Kit

Order No.	Fits Planters	Meter No.	Tube No.	Price
SH45020	JD 7000-7100 MaxEmerge™; Kinze 2000 series & prior.	SH43025	700150	245.00 kit
SH45021	JD MaxEmerge®2, MaxEmerge®Plus, XP, ME5.	SH43030	700160	245.00 kit
SH45022	Kinze® 3000 series thru 2005 (except EdgeVac®).	SH43035	700150	245.00 kit
SH45023	Kinze® 3000 series 2006 & after, 3005 (except EdgeVac® or Vacuum).	SH43035	700160	245.00 kit




Precision Meter Parts

Order No.	Description	Price
SH43014	The energy-absorbing SkipStop™ cover cushions seeds as the finger flings them into the belt housing, so they don't ricochet back into the meter and create a skip.	28.00 ea.
SH43016	The shape of the Precision Fingers™ is designed to plant a wide range of seeds – large, small, flat or round. The fingers won't float and the holder won't flex, eliminating the source of many skips and doubles.	60.00 ea.
SH43018	The Population Max™ backing plate makes it's contribution to accuracy with a flatter surface, longer-lasting Kevlar poly with reinforced wear strip, interchangeable inserts and a smaller exit hole to reduce costly ricochets. Includes adjustable brush.	50.50 ea.
343066	The SureFire™ seed belt positions seed so it drops down the center of the tube reducing seed bounce.	15.00 ea.
The Repower Kit™ is a complete package of components to rebuild your meter. The kit includes Precision Fingers™, Population Max™, SkipStop™, SureFire™ and Bullseye™.		164.95 kit
To order specify Bullseye™ tube from bottom of page.		
	Kit Order No.	Bullseye Tube No.
	SH43070	700150
	SH43072	700160
SH43040	Adjustable Brush for Precision meter.	10.00 ea.
SH43048	Maroon Brush for Precision meter. Pkg. of 2.	5.50 pkg.



BULLSEYE™ seed tube

The BullsEye™ reduces seed ricochet with an offset that moves the sensor out of the way of the seed path. Fabricated from a reduced friction, low-static polymer that speeds seed down the tube. Tungsten carbide inserts at the bottom of the tube prevent disk openers from wearing through the tip of the tube. Longer tube life without erratic spacing caused by seed scattering when it hits worn tube areas.



Order No.	Sensor Type	Used on	Top Dimensions A	Top Dimensions B	Sensor Hole Diameter	Price
700150	Standard & High-Rate	JD MaxEmerge™, MaxEmerge®2. Kinze® thru 2005. Except Kinze® EdgeVac®. Does not replace tubes with rectangular sensor holes.	2-1/4"	1-3/4"	1/2" & 3/4"	16.50 ea.
700160	Standard & High-Rate	JD MaxEmerge®2, Plus, Pro, XP, XP Pro, ME5, ME5e. Kinze® 2006 and after. Except Kinze® EdgeVac®. Does not replace tubes with rectangular sensor holes.	3"	2-1/4"	1/2" & 3/4"	16.50 ea.
700155	Standard & High-Rate	White 6000, 8000; 9000 with MF/White seed meters.	—	—	1/2" & 3/4"	16.50 ea.
700201		Pin, .250" x 2.625". Use to mount BullsEye™ to MaxEmerge®2, Plus, XP.				1.25 ea.
RDS1003		Clip. Use with 700201 pin.				.20 ea.
700167		Spring Pin. Use to mount BullsEye™ to XP 2007 and after, ME5, ME5e.				3.25 ea.



Cable Tie Gun

- Adjustable tension to 50 lbs.
- Cuts nylon tie when preset tension is reached.
- Fits standard tie widths .094" to .188".

Order No.	Description	Price
CT486	Cable Tie Gun	24.95 ea.


3M™ Cable Ties



- Color Black - UV Stabilized
- Light weight yet high strength.

Order No.	Overall Length	Bundle Diameter	Tensile Strength	Package Quantity	Price
CT30R	6"	1-1/4"	30 lbs.	100	7.95 pkg.
CT50R	8"	1-3/4"	50 lbs.	100	10.95 pkg.
CT50L	15-1/2"	4"	50 lbs.	100	28.95 pkg.
CT120R	15-1/2"	4"	120 lbs.	100	44.95 pkg.

KEETON SEED FIRMER



"Quick Attach" Designed for fast and easy tail replacement. Tails snap into place and can be changed without removing seed openers or gauge wheels. Mounting bracket attaches to the studs that hold the seed openers unless otherwise noted. Required for planters with Precision Planting SpeedTube®.

"Universal" Replaceable tail. Mounting bracket attaches to the studs that hold the seed openers. Seed opener and gauge wheel must be removed to replace tail. Not for use with Precision Planting SpeedTube®.

"Gold" Replaceable tail. Mounts between seed scrapers (requires drilling hole in shank). Not for use with rotary scrapers or Precision Planting SpeedTube®.

"Original" One piece design. Mount by clamping and strapping directly to the seed tube. Not compatible with Precision Planting WaveVision™ or SpeedTube®. FMC Capture spray arm is only compatible with seed firmers 126008, 126009.

Fits Models	Firmer Style	Tail Style	Order No.	SHOUP Savings Price
John Deere MaxEmerge™ (7000-7100); White 6000, 8000, 9000, PA,VE series.	Universal	dry, standard	125012	34.00 row
	Universal	dual tube, standard	115011	34.00 row
	Universal	single tube, short low profile	126008	34.00 row
John Deere MaxEmerge®2, Plus, Pro, XP, XP Pro.	Original	dry, standard	P100	31.50 row
	Original	single tube, standard	P100T	32.50 row
	Quick Attach	single tube/dry, standard	250109	40.00 row
John Deere MaxEmerge®2, Plus, Pro.	Quick Attach	single tube/dry, low profile	350109	40.00 row
	Quick Attach	single tube/dry, low stick	450109	75.00 row
	Universal	dry, standard	125012	34.00 row
John Deere MaxEmerge®2, Plus, Pro.	Universal	dual tube, standard	115011	34.00 row
	Universal	single tube, short low profile	126008	34.00 row
	Original	dry, standard	P100	31.50 row
John Deere MaxEmerge™5, ME5e.	Original	single tube, standard	P100T	32.50 row
	Quick Attach	single tube/dry, standard	250109	40.00 row
	Quick Attach	single tube/dry, low profile	350109	40.00 row
John Deere ExactEmerge™. Attaches to closing wheel arm stop mounting bolts. Moves the closing system 5.4 inches rearward.	Quick Attach	single tube/dry, low stick	450109	75.00 row
	Quick Attach	single tube/dry, standard	250150	95.00 row
	Quick Attach	single tube/dry, low profile	350150	95.00 row
Kinze® 2000 series & prior; 3000 prior to 2013 with finger pickup or brush meter. (For EdgeVac® or vacuum see below.)	Quick Attach	single tube/dry, low stick	450150	130.00 row
	Quick Attach	single tube/dry, standard	250120	40.00 row
	Quick Attach	single tube/dry, low profile	350120	40.00 row
Kinze® 2000, 3000, 3005, 4000, 4005 series with EdgeVac®, vacuum, finger pickup, or brush meter; 5000 series with bolt-on scrapers. Bracket mounts between seed scrapers.	Quick Attach	single tube/dry, low stick	450120	75.00 row
	Universal	dry, standard	125012	34.00 row
	Universal	dual tube, standard	115011	34.00 row
Kinze® 2000, 3000, 3005 series with EdgeVac®, vacuum, finger pickup, or brush meter. Bracket mounts between seed scrapers.	Universal	single tube, short low profile	126008	34.00 row
	Original	dry, standard	P100	31.50 row
	Original	single tube, standard	P100T	32.50 row
White 9000, PA, VE series.	Quick Attach	single tube/dry, standard	250110	56.00 row
	Quick Attach	single tube/dry, low profile	350110	56.00 row
	Quick Attach	single tube/dry, low stick	450110	91.00 row
Replacement Tails for Keeton Seed Firmers - Verify Firmer Style before ordering.	Quick Attach	single tube/dry, standard	125013	34.00 row
	Quick Attach	single tube/dry, low profile	115012	34.00 row
	Quick Attach	single tube, short low profile	126009	34.00 row
White 9000, PA, VE series.	Quick Attach	single tube/dry, standard	250111	50.00 row
	Quick Attach	single tube/dry, low profile	350111	50.00 row
	Quick Attach	single tube/dry, low stick	450111	85.00 row

Firmer Style	Tail Style	Order No.	Price
Quick Attach	single tube/dry, standard	140045	20.00 ea.
Quick Attach	single tube/dry, low profile	140044	20.00 ea.
Quick Attach	single tube/dry, low stick	140100	55.00 ea.
Universal and Gold	dry, standard	125011	29.00 ea.
Universal and Gold	dual tube, standard	115013	29.00 ea.
Universal and Gold	single tube, short low profile	126010	29.00 ea.

Designed with high-tech memory polymer, the Flo-Rite® Seed Firmer provides reliable down pressure to assure consistent seed placement and proper seeding depth. The optimal down pressure maximizes the proper seed to soil contact needed to improve successful germination.

Key Benefits:

- Optimum seed placement.
- Made with high-tech memory polymer.
- Patented replaceable wear plates lower maintenance costs.
- Enclosed stainless steel liquid tube which protects against debris.

Seed Tube mounted firmers are not compatible with Precision Planting WaveVision™ or SpeedTube®



Fits Models	Description	Order No.	SHOUP Savings Price
Complete Firmer Kits			
John Deere MaxEmerge™ (7000-7100); Kinze® prior to 1989.	Firmer with mounting bracket.	FR800	77.25 ea.
	Non-Stick Firmer with mounting bracket.	FR805	77.25 ea.
	Seed tube mounted Firmer.	FR100	35.95 ea.
John Deere MaxEmerge®2, Plus, Pro.	Firmer with mounting bracket.	FR850	66.50 ea.
	Seed tube mounted Firmer.	FR100	35.95 ea.
John Deere MaxEmerge™XP, XP Pro. Slight modification to disc opener scrapers required.	Firmer with mounting bracket.	FR820	77.25 ea.
	Non-Stick Firmer with mounting bracket.	FR825	77.25 ea.
	Seed tube mounted Firmer.	FR100	35.95 ea.
John Deere MaxEmerge™5, ME5e. Slight modification to disc opener scrapers required.	Firmer with mounting bracket.	FR810	77.25 ea.
	Non-Stick Firmer with mounting bracket.	FR815	77.25 ea.
	Seed tube mounted Firmer.	FR100	35.95 ea.
John Deere ExactEmerge™.	Firmer with mounting bracket.	FR830	77.25 ea.
	Non-Stick Firmer with mounting bracket.	FR835	77.25 ea.
Kinze® 2000, 3000, 3005, 4000, 4005 series.	Firmer with mounting bracket.	FR840	77.25 ea.
	Non-Stick Firmer with mounting bracket.	FR845	77.25 ea.
	Seed tube mounted Firmer.	FR100	35.95 ea.
Case-IH 1200, 2000 series with single press wheel.	Non-Stick Firmer, mounts to seed boot.	FR425	35.95 ea.

Replacement Tails

	Style	Order No.	
Replacement Tail for Flo-Rite® Brackets FR800, FR805, FR820, FR825, FR830, FR835, FR840, FR845.	Standard Tail.	DF420W	35.95 ea.
	Non-Stick Tail.	DF410T	35.95 ea.
FR810, FR815.	Standard Tail.	FR200	35.95 ea.
	Non-Stick Tail.	FR210	35.95 ea.
FR850.	Standard Tail.	FR230	35.95 ea.

Replacement Tail for Keeton® Brackets

P2011, P2016, P2021, P2031, P2051, P2057, P2058, P2081.	Standard Tail.	DF420W	35.95 ea.
	Non-Stick Tail.	DF410T	35.95 ea.
115011, 115012, 125012, 125013, 126008, 126009.	Standard Tail.	FR200	35.95 ea.
	Non-Stick Tail.	FR210	35.95 ea.
250109, 250110, 250111, 250120, 250150, 350109, 350110, 350111, 350120, 350150, 450109, 450110, 450111, 450120, 450150.	Quick Attach Tail.	FR230	35.95 ea.


Wear Plate and Tool

DF420W, FR100, FR200, FR230.	Wear Plate.	FR350	9.95 ea.
	Optional removal and installation tool for FR350.	FR400	99.50 ea.

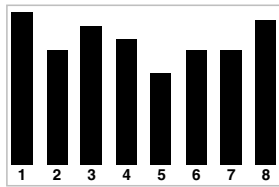


Visu-Flow Liquid Fertilizer Monitor - up to 32 rows with individual flow meters on each hose run. Get instantaneous feed back on application rates with visual and audible warnings for changes in flow rate.

- 7" color touch screen display.
- On-target, low, high rate display for each row.
- Gallons per acre by row.
- Gallons applied by field or total.
- Speed display — MPH.
- Adjustable audible alarm.
- Display for 2 different GPA rates for both popup and side by side applications (up to 16 rows ea.).
- Acres per hour, acre counter (up to 3 totals).
- Backlight display adjustable for day/night operation.
- Bar graph for each row. Visual comparison of side by side performance.




Dashboard Flow Screen Display



Row to Row Flow Comparison



Flow Meters Mounted in Bracket



Flow Meter with 3/8" push-type connections

Planter Flow Monitor components (qty.):
Visu-Flo Console with GPS Speed Sensor (1)
Harness and Bracket Kit (1)
Flow Meter (1 per row)
Flow Meter to Hose Adapters (2 per row)
Lift Switch, optional (1)
Hose and fittings order as required.

Order No.	Description	SHOUP Savings Price
-----------	-------------	---------------------

Visu-Flo Console (order 1)

502825	Console, GPS enabled, with 1.5" RAM ball. See pgs. 483-484 for RAM accessories.	1675.00 ea.
--------	---	-------------

Harness with 19 ft. hitch cable and Bracket Kit (order 1)

SH43706	6 row 284.95 kit	SH43716	16 row 638.95 kit
SH43708	8 row 314.95 kit	SH43724	24 row 1038.95 kit
SH43712	12 row 528.95 kit		

Order No.	Description	SHOUP Savings Price
-----------	-------------	---------------------

Flow Meter — determine GPM range, (order 1 per row)

$$\text{GPM (per nozzle)} = \frac{\text{GPA} \times \text{MPH} \times \text{Row Width (inches)}}{5940}$$

SH16664	.032-.4 GPM.	142.50 ea.
SH16667	.053-1.189 GPM.	142.50 ea.
SH16665	.80 -2.65 GPM.	142.50 ea.

Flow Meter to Hose Adapter (order 2 per row)

502970	3/8" flow meter stem to 1/4" OD hose.	2.75 ea.
503000	3/8" flow meter stem to 1/4" ID hose.	4.25 ea.
503005	3/8" flow meter stem to 3/8" ID hose.	4.95 ea.

Lift Switch — optional, 1 used per system

SH56372	Remote on/off switch.	224.95 ea.
---------	-----------------------	------------


647141	RAM 2" x 6.25" rectangle mount with 4.5" arm; use with 1.5" ball on 502825. For additional RAM mounts see pgs. 483-484.	41.95 ea.
--------	---	-----------

Plastic Push-In Fittings and Tubing

Order No.	Description	SHOUP Savings Price
Tubing - 100 ft. Roll		
502351	Red ; 1/4" OD x .180" ID.	19.95 roll
502354	Blue ; 1/4" OD x .180" ID.	19.95 roll
502352	Black ; 1/4" OD x .180" ID.	19.95 roll
900107	Clear Splice Tube. 2" long. Use with 502351, 502352, 502354.	.20 ea.
502361	Red ; 3/8" OD x .250" ID.	35.95 roll
502364	Blue ; 3/8" OD x .250" ID.	35.95 roll
502362	Black ; 3/8" OD x .250" ID.	35.95 roll
Plastic Push-In Fittings		
Straight Unions		
502910	1/4" OD x 1/4" OD.	2.10 ea.
502970	3/8" OD x 1/4" OD.	2.85 ea.
502975	3/8" OD x 3/8" OD.	2.90 ea.
Male Connectors		
502990	1/4" Push-In to 1/8" NPT.	1.45 ea.
502991	1/4" Push-In to 1/4" NPT.	1.45 ea.
502992	1/4" Push-In to 3/8" NPT.	1.55 ea.
502993	1/4" Push-In to 1/2" NPT.	1.55 ea.
502994	3/8" Push-In to 1/8" NPT.	1.65 ea.
502995	3/8" Push-In to 1/4" NPT.	1.65 ea.
502996	3/8" Push-In to 3/8" NPT.	1.75 ea.
502997	3/8" Push-In to 1/2" NPT.	1.75 ea.
Quick TeeJet Push-To-Connect		
501834	2 psi cap, 1/4" OD x 1/4" OD.	17.75 ea.

Order No.	Description	SHOUP Savings Price
Plastic Push-In Fittings (cont.)		
"Y" Union		
502925	1/4" OD.	5.75 ea.
502926	3/8" OD.	5.95 ea.
Tee Union		
502920	1/4" OD.	2.90 ea.
502921	3/8" OD.	3.05 ea.
502928	Reducer Union, 3/8" OD to 1/4" OD Outlet.	3.25 ea.
Elbow Union		
502930	1/4" OD.	2.50 ea.
502931	3/8" OD.	2.95 ea.
Cross Union		
502945	1/4" OD.	3.50 ea.
502946	3/8" OD.	3.75 ea.
Hose Barb		
502940	1/4" ID barb x 1/4" OD stem.	1.50 ea.
502960	3/8" ID barb x 3/8" OD stem.	1.85 ea.
Tube End Cap		
502935	1/4" OD.	1.50 ea.
502936	3/8" OD.	1.55 ea.
Shutoff Valve		
502955	1/4" OD.	6.75 ea.
502956	3/8" OD.	6.95 ea.

SHOUP® Replacement Parts for Ausherman, Great Plains, Yetter or Shoup No-Till Coulters and Fertilizer Coulters



Injector kit mounts to Yetter Fertilizer with straight coulters arm only.

Order No.	Description - Fits Models	Replaces Yetter No.	SHOUP Savings Price																																																																				
Blades for Ausherman, Great Plains, Yetter, Shoup No-Till Coulters																																																																							
C8519	Bubble Flute, 3/4" wide, 16" diameter, .157" thick.	2571-153	37.95 ea.																																																																				
W8531	13 wave, 3/4" wide, 16" diameter, .177" thick.	2571-162	36.95 ea.																																																																				
GD4461	20 wave VT blade, 5/8" wide, 16" diameter, .196" thick.		56.95 ea.																																																																				
C8531	8 wave, 3/4" wide, 14-1/2" diameter, .177" thick.	2571-164	44.95 ea.																																																																				
F8531	25 wave, 5/8" wide, 16" diameter, .177" thick.	2571-172	38.95 ea.																																																																				
SH38046	Heavy-duty Down Pressure Spring complete; Ausherman, Great Plains, Yetter, Shoup.	2960-102	18.95 ea.																																																																				
SH9001	Heavy-duty No-Till Down Pressure Spring only.		11.95 ea.																																																																				
SH60373	Down Pressure Spring with swivel hooks; Yetter spring kits used on MaxEmerge™, MaxEmerge® 2 and Plus using 4 springs per row and equipped with pin type adjustment. Also replaces early design with rigid hooks.	2960-373	26.50 ea.																																																																				
SH2550	Bearing Kit; Yetter Single Arm or Shoup No-Till and Yetter Fertilizer Coulters. (2) bearings, (2) cups, (1) seal.		15.75 kit																																																																				
SH4590	Bearing Kit; Yetter Double Arm No-Till Coulters. (2) bearings, (2) cups, (2) seals.		16.90 kit																																																																				
GD8220	Bearing Kit; Ausherman, Great Plains No-Till and Fertilizer Coulters. (2) bearings, (2) cups, (1) seal, (1) dust cap.		16.95 kit																																																																				
SH42169	Dust Cap; Ausherman, Great Plains, Yetter No-Till and Fertilizer Coulters.	2570-375	2.95 ea.																																																																				
SH20025	Dust Cap; Shoup No-Till Coulters.		2.99 ea.																																																																				
SH29106	Cap Retainer; Yetter (only) No-Till and Fertilizer Coulters.	2987-301	6.29 ea.																																																																				
SH29105	Hub; Yetter Single Arm No-Till and Fertilizer Coulters.	2900-105	58.95 ea.																																																																				
C8510	Hub; Shoup No-Till Coulters.		51.50 ea.																																																																				
GD2039	Hub; Ausherman, Great Plains Fertilizer Coulters.	200-039V	52.95 ea.																																																																				
SH29305	Lock Collar with set screw. Yetter 2975, 2995, 2996.	2975-303	17.49 ea.																																																																				
FC1901	Ripple Coulters Blade; Ausherman, Great Plains, Yetter Fertilizer Planter Coulters. 17" diameter, .157" thick.	2571-158	53.95 ea.																																																																				
FC1904	Knife Scraper; use with FC1901 coulters.	2970-133	31.50 ea.																																																																				
F8219	25 Wave Blade; Yetter Fertilizer Planter Coulters. 17-5/8" diameter, .177" thick.	2571-179	56.95 ea.																																																																				
See pgs. 132-133 for 20" fertilizer coulters and knives.																																																																							
FC1902	Liquid Fertilizer Knife; Yetter 17" or 17-5/8" Planter Coulters. Cast chrome alloy wear surface.	2975-220	71.25 ea.																																																																				
FC1903	Dry Fertilizer Knife; Yetter 17" or 17-5/8" Planter Coulters. Cast chrome alloy wear surface.	2975-116	109.95 ea.																																																																				
FC5109	Liquid Injector Kit for Yetter Fertilizer Coulters with straight coulters arm. (Tip or check valve not included. Sold separately.)		104.95 kit																																																																				
FC5110	Check Valve with 1/2" hose barb on both ends.		10.75 ea.																																																																				
501010	H1/4U-SS0004		14.20 ea.																																																																				
501012	H1/4U-SS0006		14.20 ea.																																																																				
501014	H1/4U-SS0008		14.20 ea.																																																																				
<table border="1"> <thead> <tr> <th rowspan="2">TeeJet Tip No.</th> <th rowspan="2">PSI</th> <th rowspan="2">Nozzle Capacity GPM</th> <th colspan="4">Gallons per Acre (based on water) (30" row spacing)</th> </tr> <tr> <th>4 mph</th> <th>5 mph</th> <th>6 mph</th> <th>7 mph</th> </tr> </thead> <tbody> <tr> <td rowspan="3">501010</td> <td>10</td> <td>.20</td> <td>9.9</td> <td>7.9</td> <td>6.6</td> <td>5.7</td> </tr> <tr> <td>20</td> <td>.28</td> <td>13.9</td> <td>11.2</td> <td>9.2</td> <td>8.0</td> </tr> <tr> <td>30</td> <td>.35</td> <td>17.3</td> <td>13.7</td> <td>11.6</td> <td>9.8</td> </tr> <tr> <td rowspan="3">501012</td> <td>10</td> <td>.30</td> <td>14.9</td> <td>11.9</td> <td>9.9</td> <td>8.5</td> </tr> <tr> <td>20</td> <td>.42</td> <td>21.0</td> <td>16.8</td> <td>13.9</td> <td>12.0</td> </tr> <tr> <td>30</td> <td>.52</td> <td>26.0</td> <td>21.0</td> <td>17.2</td> <td>14.7</td> </tr> <tr> <td rowspan="3">501014</td> <td>10</td> <td>.40</td> <td>19.8</td> <td>15.8</td> <td>13.2</td> <td>11.3</td> </tr> <tr> <td>20</td> <td>.57</td> <td>28.0</td> <td>22.0</td> <td>18.8</td> <td>16.0</td> </tr> <tr> <td>30</td> <td>.69</td> <td>34.0</td> <td>27.0</td> <td>23.0</td> <td>19.6</td> </tr> </tbody> </table>				TeeJet Tip No.	PSI	Nozzle Capacity GPM	Gallons per Acre (based on water) (30" row spacing)				4 mph	5 mph	6 mph	7 mph	501010	10	.20	9.9	7.9	6.6	5.7	20	.28	13.9	11.2	9.2	8.0	30	.35	17.3	13.7	11.6	9.8	501012	10	.30	14.9	11.9	9.9	8.5	20	.42	21.0	16.8	13.9	12.0	30	.52	26.0	21.0	17.2	14.7	501014	10	.40	19.8	15.8	13.2	11.3	20	.57	28.0	22.0	18.8	16.0	30	.69	34.0	27.0	23.0	19.6
TeeJet Tip No.	PSI	Nozzle Capacity GPM	Gallons per Acre (based on water) (30" row spacing)																																																																				
			4 mph	5 mph	6 mph	7 mph																																																																	
501010	10	.20	9.9	7.9	6.6	5.7																																																																	
	20	.28	13.9	11.2	9.2	8.0																																																																	
	30	.35	17.3	13.7	11.6	9.8																																																																	
501012	10	.30	14.9	11.9	9.9	8.5																																																																	
	20	.42	21.0	16.8	13.9	12.0																																																																	
	30	.52	26.0	21.0	17.2	14.7																																																																	
501014	10	.40	19.8	15.8	13.2	11.3																																																																	
	20	.57	28.0	22.0	18.8	16.0																																																																	
	30	.69	34.0	27.0	23.0	19.6																																																																	
Replacement Parts for FC5109 and Yetter Fertilizer Injector																																																																							
FC5131	Spring with threaded casting; for FC5109.	2995-131	43.25 ea.																																																																				
FC5212	Injector Rod; threads into bottom of FC5131 spring.	2995-212	24.50 ea.																																																																				
FC5311	3" Stainless Steel Nipple; for FC5109.	2515-311	14.75 ea.																																																																				



No-Till Coulter for John Deere, Kinze® and White Planters

The Shoup No-Till Coulter Assembly mounts directly to the planter unit so that a uniform depth is maintained between the coulters and the seed openers.

Four blade choices are available: bubble flute 16" x 1", 13-wave 16" x 3/4", 20-wave VT 16" x 5/8" or 25-wave 16" x 5/8". These coulters slice through trash to prepare the seed bed. Cutting depth is fully adjustable to compensate for blade wear.

Heavy-duty down pressure springs with mounting brackets are optional to provide maximum penetration in hard soils. Spring tension is easily adjustable when field conditions may change.

The No-Till Coulter is a high-quality American-made product designed and constructed to provide seasons of use in the toughest of planting conditions.

For Titan Residue Managers see pg. 51.

Assembly Order No. with Blade Type				Description - Fits Models	SHOUP Savings Price
1" Bubble C8519	13-Wave W8531	VT 20-Wave GD4461	25-Wave F8531	Coulter Assembly with down pressure spring kit.	
NTC3	NTC3W13	NTC3W20	NTC3W25	JD 7000, 7100; Kinze® (except 2000, 3000, 3005, 4000, 4005 series).	424.95 row
NTC5	NTC5W13	NTC5W20	NTC5W25	JD 7200, 7300; 1700 series with standard 16" lower cast parallel arm.	539.95 row
				Lower Coulter Assembly less down pressure spring kit.	
NTC4	NTC4W13	NTC4W20	NTC4W25	JD 7000, 7100; Kinze®; White 6000.	294.95 row
NTC6	NTC6W13	NTC6W20	NTC6W25	JD 7200, 7300, 1700, DB, DR series.	294.95 row



With smooth covering discs.

Disc Cover Closing Wheel Attachments

Use in place of rubber tire closing wheel units.



With notched covering discs.

Smooth blades are excellent for shallow planted crops in light or sandy soil conditions. Heavy duty frame construction with two 8" closing discs & bearings, down pressure spring and 6-1/2" x 12" single rib traction tire.

Notched blades aggressively loosen soil eliminating side wall compaction and improving seed to soil contact. Heavy duty frame construction with two 8" closing discs & bearings, down pressure spring and 6-1/2" x 12" single rib traction tire.

Order No.	Fits Make - Model		Order No.	Fits Make - Model	
SH47056	JD 7000, 7100.	399.95 row	SH47256	JD 7000, 7100.	419.95 row
SH47055	JD 7200, 7300; early 1760, 1780 with MaxEmerge®2.	399.95 row	SH47255	JD 7200, 7300; early 1760, 1780 with MaxEmerge®2.	419.95 row
SH47059	JD 1700, DB, DR series; MaxEmerge® Plus, Pro, XP, XP Pro, ME5, EE, ME5e.	409.95 row	SH47259	JD 1700, DB, DR series; MaxEmerge® Plus, Pro, XP, XP Pro, ME5, EE, ME5e.	429.95 row
SH47058	Kinze® (except 4000 & 4005 series).	399.95 row	SH47258	Kinze® (except 4000 & 4005 series).	429.95 row

Covering Disc Blades and replacement parts for John Deere, Kinze®, Shoup



Order No.	Description	Used on	
SH68321	8" Blade with bearing and 5/8" threaded stud.	John Deere	39.95 ea.
SH47068	8" Blade with bearing, dust seal, spacer and 5/8" threaded stud.	Kinze®, Shoup	39.95 ea.
GD8573	Bearing.	John Deere	7.99 ea.
GD17520	Seal.	John Deere	1.50 ea.
SH41485	Bearing.	Kinze®, Shoup	5.95 ea.
SH0239	Eccentric pivot bushing (2 used).	Kinze®	3.90 ea.
SH61723	Eccentric pivot bushing (1 used).	John Deere	14.75 ea.
SH63242	Pivot bushing (1 used).	John Deere	4.95 ea.

Fertilizer Attachments for John Deere Planters

SHOUP
Savings Price

Order No. Description - Fits Models

Fertilizer bar mount. Available with (2) 13-1/2" smooth openers or (1) 13-1/2" notched and (1) 12" smooth opener combination. Included are scrapers, mounting brackets, hardware. Spouts/tubes not included, order liquid spout SH33113 or SH43861; dry spout SH33360.

Mounts To Fertilizer Bar Size Opener Style

SH44100 and SH44105 fit all 7000; 7200 standard 4, 6 row; 1750 standard 4, 6 row.

SH44100	2-1/2" square	smooth	485.00 row
SH44105	2-1/2" square	notched/smooth combo	509.00 row

SH45100 and SH45105 used on 7200, 7240, 1700 series. Confirm fertilizer bar size.

SH45100	3" square	smooth	515.00 row
SH45105	3" square	notched/smooth combo	545.00 row

SH46100 and SH46105 used on 7200, 7240, 1700 series. Confirm fertilizer bar size.

SH46100	3" x 7" rect.	smooth	515.00 row
SH46105	3" x 7" rect.	notched/smooth combo	545.00 row

SH47100 and SH47105 used on 7200, 7240, 1700 series. Confirm fertilizer bar size.

SH47100	7" square	smooth	529.00 row
SH47105	7" square	notched/smooth combo	559.00 row

SH33113	Liquid spout. Use with 1/2" I.D. hose.		15.95 ea.
SH43861	Liquid spout. Use with 5/8" I.D. hose.		23.75 ea.
SH33360	Dry spout, stainless steel.		16.25 ea.

Row-unit mount. SH38680 and SH38685 fit John Deere 7000, 7200, 1700 series; Kinze; White 6000, 8000.

Row-unit mount attachment can be positioned 1.75", 2", or 2.25" off the row and mounted to left or right of seed furrow. Apply fertilizer at seed depth or 1" below. Not for use with no-till coulters, face mounted row cleaners, Titan residue manager.

SH38680	Liquid attachment with (2) 13-1/2" smooth openers, spring loaded inside scrapers, 3/8" carbide tipped stainless spout, mounting hardware.	375.00 row
SH38685	Liquid attachment with (1) 13-1/2" notched disc opener and (1) 12" smooth opener, spring loaded inside scrapers, 3/8" carbide tipped stainless spout, mounting hardware.	395.00 row



Parts for Sunco NutriMate™ 2, NutriMate™ 3



Order No.	Description	Replaces Sunco No.	
SH30602	13-1/2" Notched Fertilizer Opener.	3012602A	62.95 ea.
SH32945	13-1/2" Notched Blade only.	166019	31.95 ea.
SH30605	12" Smooth Fertilizer Opener.	3012605A	58.95 ea.
SH32947	12" Smooth Blade only.	166017	26.95 ea.
JN58	Jam Nut, 5/8" right hand thread, for opener blade.	2100021	.80 ea.
JN58LH	Jam Nut, 5/8" left hand thread, for opener blade.	2100022	1.95 ea.
SH39400	Flat Dust Cap, for fertilizer opener blade.	3012102	1.75 ea.
SH41495	Bearing, for fertilizer opener blade.	3012500	5.95 ea.
SH52457	Hub, for fertilizer opener blade.	3012400	19.50 ea.
SH26160	Shim Washer, .030" thick for fertilizer opener blade.	2100011	.25 ea.

Parts for Yetter Notched Fertilizer Attachment



Order No.	Description	Replaces Yetter No.	
RM8320	10" x 1/4" Notched Blade only.	2968-320	84.75 ea.
RM5128	Hub & Bearing Assembly.	2965-128	74.50 ea.
RM0594	Bearing only for RM5128.	2570-594	16.95 ea.
RM0596	Seal only for RM5128.	2550-069	5.75 ea.
RM5351	Hub only for RM5128.	2965-351	37.65 ea.
RM0595	Bearing Insert, 5/8" I.D.	2570-715	7.40 ea.
RM5352	Hub Cap.	2965-352	17.15 ea.
C56114	Carriage Bolt, 5/16" x 1-1/4". Mounts RM5128, RM5351 to blade; 4 used.	—	.27 ea.
FN516	Flange Nut, for C56114; 4 used.	—	.12 ea.
RM0740	Spindle Bolt, 5/8" x 3".	2570-740	7.40 ea.

SHOUP® Replacement Dry Fertilizer Box Parts



Order No.	Description - Fits Models	Replaces JD No.	SHOUP Savings Price
SH85354	Poly Fertilizer box with inner support straps. 7000, 7200, 7240, 1750, 1755, 1770, 1775, 1780, 1785.	A22413, AA75352	319.00 ea.
SH44271	Lid, fertilizer box. 7000, 7200, 7240, 1750, 1755, 1770, 1775, 1780, 1785.	AA22087, AA39477	174.95 ea.
SH56561	Saddle, 2 used per box. 7000, 7200, 7240, 1750, 1755, 1770, 1775, 1780, 1785.	A46561	28.95 ea.
SH31440	Bracket, right. 7000 Drawn and Conservation	AA21440	114.95 ea.
SH31441	Bracket, left.	AA21441	114.95 ea.
SH33902	Bracket, right. 7000 Flex-Fold; 7200 4, 6, 8 row; 7200 Wing Fold 8 wide, 12 narrow; 1750 Conservation 4, 6, 8 row; 1750 Std. 4, 6 row; 1755.	AA33902	114.95 ea.
SH33903	Bracket, left.	AA33901	114.95 ea.
SH60806	U-bolt, 12mm; for 5" x 7" bar.	A50806	13.50 ea.
SH77066	U-bolt, 12mm; for 7" x 7" bar.	A67066	14.90 ea.
MHN12	Hex Nut, 12mm.		.25 ea.
SH20500	Auger Set, regular rate . 4 augers with hardware. 1 set used per box.	B10570, B10571, B10572, B10573	139.95 set
SH21750	Auger Set, high rate . 4 augers with hardware. 1 set used per box.	B10574, B10575, B10576, B10577	149.95 set
SH26051	Auger Shaft, 44" long. Use with SH20500, SH21750.	B16051	63.50 ea.
Cast Hopper Spouts with hardware - Check your planter to ensure ordering correct spouts.			
SH62576	Straight drop hopper spout. Straight drop is used on all 7000 (except Flex-Fold) and some 7200 and 1700 series. Check your planter.	A52576	104.95 ea.
SH48505	Angled drop spout for left side of hopper.	A48505	114.95 ea.
SH48504	Angled drop spout for right side of hopper. Angled drop is used on 7000 Flex-Fold and some 7200 and 1700 series. Check your planter.	A48504	114.95 ea.
SH34010	Top shaft, transmission; 8-11/16" long. 7000 (except 8-wide, 12-narrow Front Fold; Flex-Fold).	A24010	46.95 ea.
SH54571	Top shaft, transmission; 10" long. 7000 Flex-Fold; 7200 (except 7240); 1750, 1755; 1770 12-wide, 16-narrow.	A44571	49.95 ea.

Transmission to Box Couplers

Order No.	Length	Price
SH57401	1.811"	18.05 ea.
SH34007	2.180"	18.50 ea.
SH47399	2.520"	19.00 ea.
SH34006	2.700"	19.25 ea.

Order No.	Length	Price
SH57390	3.307"	20.25 ea.
SH57402	3.780"	20.95 ea.
SH57387	4.016"	21.35 ea.
SH57407	4.567"	22.10 ea.

Order No.	Length	Price
SH60362	6.201"	24.60 ea.
SH61032	6.299"	24.75 ea.
SH57392	10.866"	27.75 ea.
SH57385	11.372"	30.15 ea.

Order No.	Length	Price
SH57388	13.110"	31.00 ea.
SH57389	21.417"	42.35 ea.
SH34009	25.570"	48.10 ea.

Box to Box Couplers

Order No.	Length	Price
SH59478	4.764"	22.50 ea.
SH35588	5.550"	23.60 ea.
SH57403	10.551"	27.55 ea.

Order No.	Length	Price
SH35141	11.380"	28.60 ea.
SH34008	12.660"	30.40 ea.
SH57388	13.110"	31.00 ea.

Order No.	Length	Price
SH61051	17.520"	37.00 ea.
SH61033	18.779"	38.75 ea.

Order No.	Length	Price
SH61031	23.504"	45.25 ea.
SH57400	33.150"	58.40 ea.

SH20018	Pin kit for transmission & box couplers. 1 used per coupler.	3.25 kit
---------	--	----------

7000 — Dry Fertilizer Transmission Sprockets and Chains

SH36720	Sprocket, 20 tooth. 7000.	AA26800, A79475	39.95 ea.
SH89476	Sprocket, 24 tooth. 7000.	AA26801, A79476	43.50 ea.
SH36794	Sprocket, 16-30 tooth. 7000.	AA26794, AA62991	58.95 ea.
SH72994	Sprocket, 18-36 tooth. 7000.	AA62994	73.50 ea.
0502040	Chain, 50 links; inside dry transmission. 7000 Std. (5x7 frame) 4N, 4W, 6N.		9.25 ea.
442040	Chain, 44 links; outside dry transmission. 7000 Std. (5x7 frame) 4N, 4W, 6N.		8.75 ea.
372040	Chain, 37 links; inside dry transmission. 7000 6W, 8N, 8W, 12N; 7000 Front Fold 8W, 12N; 7000 Conservation (7x7 frame) 4W, 6N.		7.95 ea.
392040	Chain, 39 links; outside dry transmission. 7000 6W, 8N, 8W, 12N; 7000 Front Fold 8W, 12N; 7000 Conservation (7x7 frame) 4W, 6N.		7.95 ea.

Dry Fertilizer Transmission Sprockets 7000 Flex-Fold; 7200, 7240, 1750, 1755, 1770, 1775, 1780, 1785

SH41694	Top Sprocket, 16-18-30-33-36 tooth cluster.	AA31694	114.95 ea.
SH41693	Bottom Sprocket, 16-21-26-28-36 tooth cluster.	AA31693	114.95 ea.
SH42729	Idler Sprocket, 14 tooth.	AA32729	18.95 ea.
9340	Chain, 93 links; transmission rate change. 7000 Flex-Fold; 7200, 1750, 1755, 1770, 1775.	AA32257	9.50 ea.



2040 chain 10 ft. & 50 ft. rolls, see pg. 374.

Transmission idlers, spacers, bearings, flanges, see pg. 17.

40 chain 10 ft. & 50 ft. rolls, see pg. 374.

Transmission idlers, spacers, bearings, flanges, see pgs. 72-73.



Yetter Pin Adjust 2967 Residue Manager

Non-floating with pin depth adjustment in 1/4" increments.

Wheel options:

Standard 13" wheel, 16 fingers, 1/4" thick.

SharkTooth 13" wheel, 12 sloping teeth, 1/4" thick.

Fits JD 7000, 7100, 7200, 7300, 1700 series; Kinze® (except 4000, 4005 series); Massey Ferguson and White 6000, 8000, 9000, PA, VE series; Yetter 6000.

Order No.	Description	SHOUP Savings Price
Standard 2967 for 22" or wider row spacing		
2967128	Pin adjust with standard wheels.	519.95 row
2967132	Pin adjust with SharkTooth wheels.	519.95 row

Shark Tooth Wheel has backward sloping teeth to sever residue making them ideal for heavy residue conditions



Yetter Short Titan™ and Titan™ 2967 Residue Manager

Use Titan™ with no-till coulters or Short Titan™ without coulters attachment. Titan™ and Short Titan™ can be set with one wheel leading or with both wheels parallel or interlocked.

Depth adjustments are made from the side of the unit with no tools required. Height can be set in a fixed position or allowed to run in a float position. Order optional 2967188 floater wheels if running in the float position.

Length of the Titan is 23-1/2" from front of row unit, Short Titan is 15". Check clearance before ordering. Planters with fertilizer coulters or other attachments may require Set Back Kits for clearance.


Order No.	Description	Fits Models	
Short Titan™ for 30" or wider row spacing			
2967129	Short Titan™ with standard wheels.	JD 7000, 7100, 7200, 7300, 1700 series; Kinze®; Massey Ferguson and White 6000, 8000, 9000, PA, VE series; Yetter 6000.	614.95 row
2967130	Short Titan™ with SharkTooth wheels.		614.95 row
Short Titan™ for 15", 20", 22" row spacing			
2967113	Short Titan™ with standard wheels.	Will not work with Precision Planting Conceal.	614.95 row
2967118	Short Titan™ with SharkTooth wheels.		614.95 row



No-till coulters sold separately. See pg. 48 for coulters attachments.

Titan™ for 30" or wider row spacing		JD ME, ME2, Plus, Pro, XP, XP Pro, ME5, ME5e; Kinze® (except 4000, 4005 series); Yetter 6000; MF and White 6000, 8000, 9000, PA, VE series. With 4 or 6 bolt coulters blades. Does not fit 1770NT, 1775NT, 1790, 1795.	
2967135	Titan™ with standard wheels.		614.95 row
2967133	Titan™ with SharkTooth wheels.		614.95 row
2967142	Titan™ with standard wheels.	JD ME2, Plus, Pro, XP, XP Pro, ME5, EE, ME5e: 1530, 1535.	629.95 row
2967144	Titan™ with SharkTooth wheels.	With 5 bolt coulters blades.	629.95 row
2967343	Spacer plate, use to mount 2967135, 2967133 on MF, White 9000.		18.95 ea.

Floater Wheel

2967188	Optional, for use with 8 bolt Titan and Short Titan. (2) per row.		54.95 ea.
---------	---	---	-----------

Yetter Replacement Wheel Assemblies with 8 Bolt Hub

Confirm spindle bolt length.

Standard Assembly



Right



Right

SharkTooth Assembly

Left Order No.	Right Order No.	Description	
4" spindle bolt. Fits most Pin Adjust and Screw Adjust without coulters.			
RM2965	RM2960	1/4" Standard Wheel Assembly, 16 tooth.	179.95 ea.
RM2955	RM2950	3/8" Beveled Wheel Assembly, 14 tooth.	179.95 ea.
RM2945	RM2940	Shark Wheel Assembly.	179.95 ea.
3" spindle bolt. Fits most Short Titan (no coulters) and Titan with coulters.			
RM2966	RM2961	1/4" Standard Wheel Assembly, 16 tooth.	179.95 ea.
RM2956	RM2951	3/8" Beveled Wheel Assembly, 14 tooth.	179.95 ea.
RM2946	RM2941	SharkTooth Wheel Assembly.	179.95 ea.

Yetter Replacement Wheel Assemblies with 4 Bolt Hub

Confirm spindle bolt length.

Standard Assembly



Right

















Right

SharkTooth Assembly

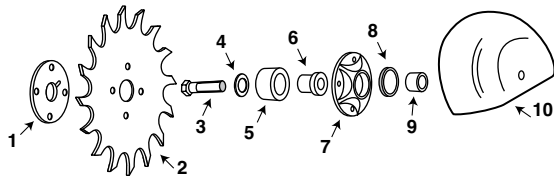
4" spindle bolt. Fits most Pin Adjust and Screw Adjust without coulters.			
RM1525	RM1530	1/4" Standard Wheel Assembly, 16 tooth.	179.95 ea.
RM1625	RM1630	3/8" Beveled Wheel Assembly, 14 tooth.	179.95 ea.
RM1565	RM1570	SharkTooth Wheel Assembly.	179.95 ea.
3" spindle bolt. Fits most Short Titan (no coulters) and Titan with coulters.			
RM1526	RM1531	1/4" Standard Wheel Assembly, 16 tooth.	179.95 ea.
RM1626	RM1631	3/8" Beveled Wheel Assembly, 14 tooth.	179.95 ea.
RM1566	RM1571	SharkTooth Wheel Assembly.	179.95 ea.











**Parts for Yetter Residue Manager
with 8 Bolt Hub built October 2021 & after**

	Order No.	Description	SHOUP Savings Price
	RM2920	Hub and bearing assembly with mounting hardware; for floating row cleaners. 2.812" D-bolt.	99.75 ea.
	RM2920	Hub and bearing assembly with mounting hardware; for rigid row cleaners. 3.812" D-bolt.	99.75 ea.
	RM2589	13" x 1/4" standard wheel; 16 tooth.	84.95 ea.
	RM2587	13" x 3/8" left bevel wheel; 14 tooth.	103.95 ea.
	RM2588	13" x 3/8" right bevel wheel; 14 tooth.	103.95 ea.

	Order No.	Description	SHOUP Savings Price
	RM2586	13" SharkTooth wheel.	84.95 ea.
	RM5305	Pin, height adjustment. For Yetter Standard and Narrow Residue Manager	7.95 ea.
	RM4326	Pin, height adjustment. For Yetter Titan.	7.75 ea.
	RM0448	Clip Pin, for RM5305 and RM4326.	.79 ea.
	SH33790	Pivot Bushing for Yetter Titan. 2 per row.	1.60 ea.
	H58200	Hex Bolt for SH33790.	1.55 ea.
	RM6453	Washer for H58200.	.40 ea.
	LN58	Lock Nut for H58200.	.80 ea.
	2967188	Floater Wheel w/hdw.	54.95 ea.

Parts for John Deere Row Cleaner, Case-IH, Massey Ferguson, White & Yetter Residue Manager with 4 Bolt Hub built prior to October 2021



	Order No.	Drawing No.	Description	SHOUP Savings Price
	RM5352	1	Hub Cap.	17.15 ea.
	RM1314	2	13" x 1/4" Standard wheel, 16 teeth.	82.75 ea.
	RM6250	2	13" x 3/8" Beveled wheel, left; 14 teeth.	82.75 ea.
	RM6251	2	13" x 3/8" Beveled wheel, right; 14 teeth.	82.75 ea.
	RM7602	—	13" SharkTooth wheel.	82.75 ea.
	RM0742	3	Spindle Bolt, 5/8" x 4".	8.50 ea.
	RM0740	3	Spindle Bolt, 5/8" x 3".	7.40 ea.
	LN58	—	Locknut for spindle bolt.	.80 ea.
	RM7530	4	Washer.	2.75 ea.
	RM0594	5	Bearing.	16.95 ea.

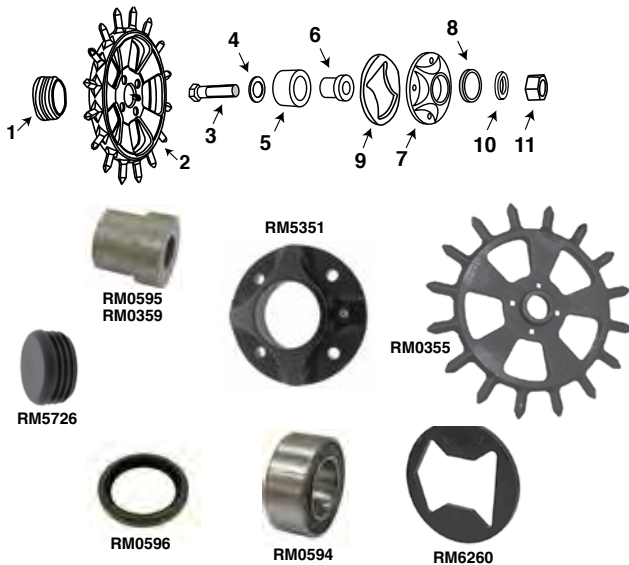
	Order No.	Drawing No.	Description	SHOUP Savings Price
	RM0595	6	Bearing Insert.	7.40 ea.
	RM5351	7	Hub.	37.65 ea.
	RM0596	8	Seal.	5.75 ea.
	RM7302	9	Spacer.	5.20 ea.
	RM0596	10	Shield, 22" rows or wider, except Titan.	16.75 ea.
	RM7392	10	Shield for all Titan; also 15" and 20" rows.	16.75 ea.
	RM5305	—	Pin, height adjustment. For Yetter Standard and Narrow Residue Manager	7.95 ea.
	RM4326	—	Pin, height adjustment. For Yetter Titan.	7.75 ea.
	RM0448	—	Clip Pin, for RM5305 and RM4326.	.79 ea.
	SH33790	—	Pivot Bushing for Yetter Titan. 2 per row.	1.60 ea.
	H58200	—	Hex Bolt for SH33790.	1.55 ea.
	RM6453	—	Washer for H58200.	.40 ea.
	LN58	—	Lock Nut for H58200.	.80 ea.
	2967186	—	Floater Wheel w/hdw.	54.95 ea.

**Replacement Air Bags for
Yetter 2940 Air Adjust™,
John Deere Residue Managers**



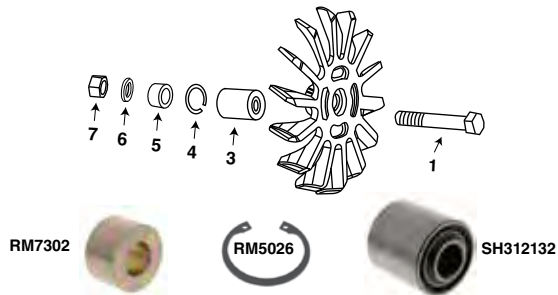
Order No.	Description - Fits	SHOUP Savings Price
RM2986	Lifting Air Bag, Short. For Residue Managers (1 used). Residue Managers built prior to 2016 require (1) RM2980 air fitting kit per air bag.	79.95 ea.
RM2988	Down Pressure Air Bag, Tall. For Residue Managers (1 used).	79.95 ea.
RM2980	Air Fitting, Straight, with BSPP (British Standard Parallel Pipe) thread. Use with RM2986, RM2988.	6.75 ea.
RM2986	Air Bag for Coulter/Residue Manager Combo (3 used).	79.95 ea.

Parts for Yetter Cast Spike Closing Wheel



Order No.	Drawing No.	Description	SHOUP Savings Price
RM5726	1	Dust Cap.	4.85 ea.
RM0355	2	Spike Wheel, casting only.	66.95 ea.
H58300	3	Hex Bolt, 5/8" x 3".	1.95 ea.
H58312	3	Hex Bolt, 5/8" x 3-1/2".	2.10 ea.
RM7530	4	Washer.	2.75 ea.
RM0594	5	Bearing.	16.95 ea.
RM0595	6	Bearing Insert, 5/8" I.D.	7.40 ea.
RM0359	6	Bearing Insert, 17mm I.D. for JD ME2.	12.95 ea.
RM5351	7	Hub.	37.65 ea.
RM0596	8	Seal.	5.75 ea.
RM6260	9	Spacer for JD ME2.	17.95 ea.
LW58	10	Lock Washer for H58300, H58312.	.30 ea.
HN58	11	Hex Nut for H58300, H58312.	.35 ea.

Parts for Yetter Paddle Closing Wheel



Order No.	Drawing No.	Description	SHOUP Savings Price
H58312	1	Hex Bolt, 5/8" x 3-1/2".	2.10 ea.
H58400	1	Hex Bolt, 5/8" x 4".	2.45 ea.
SH312132	3	Bearing.	8.95 ea.
RM5026	4	Snap Ring.	.90 ea.
RM7302	5	Spacer, 3/4" wide.	5.20 ea.
LW58	6	Lock Washer for H58312, H58400.	.30 ea.
HN58	7	Hex Nut for H58312, H58400.	.35 ea.

Sunco Saber Tooth Trash Disc™



Order No.	Description	Replaces Sunco No.	SHOUP Savings Price
Replacement Disc Blades			
ST1615	13" Saber Tooth Disc Blade, Left Hand.	166015	79.95 ea.
ST1616	13" Saber Tooth Disc Blade, Right Hand.	166016	79.95 ea.
Hub and Bearings			
ST4717	Hub w/bearings, dust cap, hardware.	470427	136.50 ea.
SH210035	Bearing Kit.	210030BB	26.95 ea.
ST3662	Bearing Shield.	360062	6.75 ea.
ST2085	Snap Ring.	204385	2.30 ea.
ST2189	Domed Dust Cap for pin adjust units.	210089	3.90 ea.
ST3732	Flat Dust Cap for floating units.	370132	11.25 ea.
Mounting Hardware			
CB14100	Carriage Bolt for pin adjust row cleaners, 6 used; 1/4" x 1".	200108	.20 ea.
CB14138	Carriage Bolt for floating row cleaners, 6 used; 1/4" x 1-3/8".	200118	2.10 ea.
FN14	Flange Nut for CB14100 and CB14138.	201108	.10 ea.
H34312	Hex bolt, 3/4" x 3-1/2" for mounting hub.	200406	3.90 ea.
LN34	Lock Nut for H34312.	201152	1.35 ea.
HTW34	3/4" Flat Washer.	202220	.55 ea.
ST3605	Quick Adjust Pin.	360205	26.50 ea.
ST4855	Bent Pin.	480355	4.60 ea.
ST2041	Spiral Ring for ST4855.	203141	.35 ea.
ST4799	Adjusting Tool.	470099	51.95 ea.

SharkTooth® Wheel for DAWN®, Martin and Kinze® Row Cleaners

Hole pattern to fit Dawn® 3-bolt hub, Martin 3 and 4-bolt hubs, Kinze® 6-bolt hub.



Order No.	Description	SHOUP Savings Price
RM6720	Wheel; 13" dia., 1/4" thick.	88.95 ea.
SH7811	Spacer plate, 1 used per RM6720 on Dawn.	14.95 ea.

Parts for DAWN® Row Cleaner



Order No.	Description - Fits Models	Replaces Dawn No.	Price
200015	14" wheel, 16 teeth.		105.95 ea.
101550	12-3/4" wheel, 13 teeth.		99.95 ea.
100882	V-Formed Stripper for screw adjust row cleaners on Dawn.	100882	15.89 ea.
200035	Bearing kit.		24.95 kit
400041	Hub, triangular 3-bolt.	300041	89.95 ea.
100066	Spindle.	100066R01	33.50 ea.
103034	Dust cap, triangular 3-bolt.	103034	28.50 ea.
GZ18NPT	Grease Zerk for 103034.	9806	.75 ea.
909900	Dust cap for early models, drive-in.		1.55 ea.
300533	Air Cylinder, Complete for Dawn® GFX Pneumatic Trash Wheels™.	300533	335.00 ea.



- Lightweight (9.5 lbs.) with tapered tooth design allows firming on one side and crumbing on the other.
- Drafted tooth keeps entire foot print on the ground.
- 3/4" wide flat surface between the teeth presses soil tighter around seed.
- Ductile cast iron construction with a 6 lip sealed bearing ensures a long life.



Order No.	Description - Fits Models	SHOUP Savings Price
fCrusher Cast Wheel Kits		
SH80162	2 cast wheel assemblies with 16mm (5/8") bore bearing. John Deere MaxEmerge® Plus, Pro, XP, XP Pro, ME5, EE, ME5e; 1530, 1535; Kinze ® 2000 series 1993 & newer, 3000, 3005, 4000, 4005 series; Great Plains ; Monosem Plus with bolt-on wheels; White 6000, 8000, 9000, PA, VE series. Also fits John Deere 7000, 7100 with MaxEmerge™, Kinze ® prior to 1993, Monosem Plus with roll pin when used with SH23780 adapter stud kit.	256.00 row
SH80172	2 cast wheel assemblies with 17mm bore bearings. John Deere ME2.	256.00 row
SH23780	Adapter Stud Kit; (1) used per row. Used to mount SH80162 fCrusher Wheels on John Deere 7000, 7100 with MaxEmerge™, Kinze ® prior to 1993, Monosem Plus with roll pin wheels.	21.95 row
Closing Wheel Update Kit with fCrusher Cast Wheels		
CW1825	John Deere ME2, Plus, Pro, XP, XP Pro; ME5, EE, ME5e without pneumatic closing wheels; 1530, 1535. Includes cast arm, arm stop, t-handle, spring, wheels, hardware.	385.95 row
CW3300	John Deere 7000, 7100 with MaxEmerge™, Kinze ®. Includes arm, t-handle, spring, wheels, hardware.	327.95 row

Martin-Till 2nd Stage Closer



- Mounts easily behind the existing dual closing wheel arm system.
- 6" x 12" single rib traction press wheel.
- Seals and levels air pockets left in seed trench to ensure ideal seed to soil contact.
- Includes quick cam adjust for easily setting to the desired tension on the press wheel.



Order No.	Description - Fits Models	Price
SH90296	John Deere MaxEmerge® Plus, Pro, XP, XP Pro, ME5, EE, ME5e.	393.50 row
SH90311	Kinze 2000 series built 1993 & after with bolt on wheels; 3000, 4000 series; White 9000, PA, VE series.	393.50 row

Seed Lubricants



Order No.	Description	Price
SH30734	Graphite, 1 lb. bottle.	6.75 ea.
SH30745	Graphite, 5 lb. bottle.	20.95 ea.
SH42577	Talc, 8 lb. jug.	21.95 ea.
SH42591	Talc, 40 lb. box.	63.95 ea.
SH30747	80/20 talc/graphite, 8 lb. jug.	31.95 ea.
SH30748	80/20 talc/graphite, 40 lb. box.	84.95 box
SH46780	Dispensing cap, meters 1/8 cup of material per handle turn.	9.95 ea.

Use with SH42577, SH30747, CNH 8 lb. talc/graphite and graphite, EZ Slide & Rural King 8 lb. talc/graphite, Precision Planting eFlow™ 8 lb. containers. Does not fit John Deere containers.

Parts for Martin Row Cleaners and Spading-Closing Wheels



Order No.	Description - Used on	Replaces OEM No.	SHOUP Savings Price
Replacement Wheels and Scrapers - 3 and 4-bolt			
SH38130	13" Bevel Wheel; LH for row cleaner / RH for closing wheel.	TW3813L	83.50 ea.
SH38135	13" Bevel Wheel; RH for row cleaner / LH for closing wheel.	TW3813R	83.50 ea.
SH38150	15" Bevel Wheel; LH for row cleaner / RH for closing wheel.	TW3815L	97.95 ea.
SH38155	15" Bevel Wheel; RH for row cleaner / LH for closing wheel.	TW3815R	97.95 ea.
SH14120	12-1/2" Razor Wheel; LH for row cleaner.	TW1412.5L4	83.50 ea.
SH14125	12-1/2" Razor Wheel; RH for row cleaner.	TW1412.5R4	83.50 ea.
SH89104	Aluminum Treader Wheel, fits all Martin row cleaners.	STW-04A	52.50 ea.
SH80693	10-1/2" Filler Plate for 12-1/2" and 13" dia. 3 or 4-bolt wheels.	800693	41.95 ea.
SH80932	12" Filler Plate for 15" dia. 4-bolt wheels.	800932	41.95 ea.
SH35350	Scraper kit for 4-bolt row cleaners, 30" row or wider. Includes hardware.		55.75 kit
Hubs, Bearings, Pivot Bushings for Row Cleaners			
SH13305	3-Bolt hub and spindle assembly for pin adjust row cleaners.	HA13305-D	119.95 ea.
SH13270	3-Bolt hub and spindle assembly for floating row cleaners.	HA13270-D	119.95 ea.
SH44270	4-Bolt hub and spindle assembly with relube tapered roller bearings for row cleaners.	HA44270-D	119.95 ea.
SH90101	4-Bolt hub assembly with sealed bearing for row cleaners.	900101	119.95 ea.
SH4500	Relube Tapered Roller Bearing Kit. Fits all Martin row cleaners with SH13305, SH13270 and SH44270 hubs; Remlinger Strip-Till. One kit per wheel.		20.50 kit
SH80248	Sealed Bearing for SH90101 hub.	800248	48.95 ea.
SH1080	Dust Cap, fits all Martin row cleaners.	HS1328	3.39 ea.
SH33790	Pivot bushing for Martin Floating Row Cleaners. (2) per row.	BU7858	1.60 ea.
H58200	Hex bolt for SH33790.	B5M58NC2	1.55 ea.
FW58	Washer used with H58200.	W58FYZ	.38 ea.
GD3369	Locknut used with H58200.	N58CNL	.60 ea.
Spindles for Row Cleaners			
SH3050	Spindle for 3-bolt hub on pin adjust row cleaners.	A305	33.50 ea.
SH2700	Spindle for 3-bolt hub on floating row cleaners; 4-bolt row cleaners.	A270	33.50 ea.
912953	Slotted Nut for SH3050, SH2700.	N34NCS	.95 ea.
Hubs and Bearings for Spading-Closing Wheels			
SH10022	3-Bolt aluminum hub with two single row bearings. <i>SH10022, SH10024 do not interchange.</i>	CHU022	65.95 ea.
SH10024	3-Bolt aluminum hub with one 40mm double row bearing.	CHU024	65.95 ea.
SH10045	4-Bolt cast hub with two single row bearings. <i>SH10045, SH10044 do not interchange.</i>	CHU44-A	94.95 ea.
SH10044	4-Bolt cast hub with one 40mm double row bearing.	CHU44-B2	94.95 ea.
GD7501	Bearing kit. For closing wheels with two single row bearings. One kit per wheel.		13.50 kit
SH312132	Bearing, 1-3/4" wide. For closing wheels with one 40mm double row bearing.		8.95 ea.
SH2610	Snap Ring for SH10022, SH10024, SH10045 hubs.	800238	.95 ea.
SH57217	Dust Cap, used on 3-bolt hub.	HS1080	2.50 ea.
SH1080	Dust Cap, used on 4-bolt hub.	HS1328	3.39 ea.



Yetter Set Back Kit

Space a problem? Set row units back an additional 6" from tool bar. Allows clearance for fertilizer coulters and residue manager combinations. Hardware included.

Order No.	Fits Models	Price
2975188	JD 7000, 7100; Kinze® (except 4000, 4005 series).	274.95 row
2975189	JD 7200, 7300, 1700 series.	274.95 row

Use on every other row to improve trash flow.



With CleanSweep™ from Precision Planting, you can increase or decrease force on your row cleaners from the cab, on the go. You can even lift the row cleaners off the ground.

SH75501 Air Cylinder

Row cleaners set too high leave residue in the row. Set too low they can cause trenching and move soil applied herbicide. It's time consuming to manually adjust for varying conditions and virtually impossible to be set correctly all of the time.

With CleanSweep™ you can watch your row cleaners as they sweep away residue and leave a perfect path for planting. You set the cab mounted controller and the CleanSweep™ pneumatic cylinders do the work.



In-cab control box



Compressor and tank included with SH75503.

CleanSweep™ components (qty.):
Control System (1)
Air line and fitting kit (1)
Air cylinders (1 per row)
Cylinder bracket kits (1 per row)
Accessories may be required dependent on planter model.

Check cylinder bracket kits to find if CleanSweep™ is available for your row cleaner.

Clean Sweep™ is compatible with JD cast iron coulters, Yetter single arm coulters, Dawn single arm coulters, Shoup single arm coulters, Martin UMO 100.

Clean Sweep™ is *not compatible* with Yetter double arm coulters, Kinze double arm coulters, JD double disc fertilizer, JD single disc fertilizer, Martin 1360/UMO combo (BD-UMO).

Order No.	Description	SHOUP Savings Price
Control System (order 1)		
SH75503	Includes control box, compressor, tank, power cables. For planters that do not have 20/20 AirForce™.	1945.00 ea.
Compressor/tank mounting bracket (not included), build your own or special order dependent on planter model.		
SH75502	Includes control box. For planters with 20/20 AirForce™.	689.00 ea.
Air Line and Fitting Kit (order 1)		
755035	8 row.	205.00 kit
755040	12 row.	309.00 kit
755085	16 row.	415.00 kit
755045	24 row.	569.00 kit

Order No.	Description	SHOUP Savings Price
Air Cylinder (order 1 per row)		
SH75501	Cylinder.	170.00 ea.
Cylinder Bracket Kit — identify row cleaner model, (order 1 per row)		
755200	Martin BD, BK, BW 1360.	45.00 kit
755205	Martin BDC 1360.	45.00 kit
755195	Martin C125 MTR-XP, MTR (JD 7200, 1700; Kinze®).	55.00 kit
755190	Martin C125 MTS, MTS-XP, MTS-81 (White), MTS-IH.	60.00 kit
755225	Martin C125 MTR (JD 7000), MTR-81 (White), MTR-IH.	50.00 kit
755185	Yetter 2967-007.	45.00 kit
755175	Yetter 2967-035 short bracket.	45.00 kit
755230	Yetter 2967-035 on JD 7000, White.	70.00 kit
755180	Yetter 2967-035 on JD 7200, 1700 series; Kinze®.	75.00 kit
755160	Yetter 2967-042, 2967-043.	45.00 kit
755170	Yetter 2967-115.	45.00 kit
755265	Yetter 2967-029, thru 2015.	75.00 kit
755255	Yetter 2967-029, 2016 & up; CleanSweep™ ready.	6.00 kit

Order No.	Description	SHOUP Savings Price
Accessories		
755159	Shim for cylinder mount. 1 per row required with 755180 and 755195 bracket kits when used with JD cast coulters.	8.00 kit

WaveVision™ is the only sensor that can tell seeds from dust.



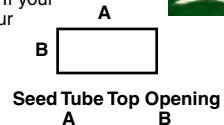
OPTICAL SENSORS ARE EASILY FOOLED. Doubles look like singles and dust looks like seeds.

Revolutionary WaveVision™ doesn't use optics. This sensor-seed tube combination uses high-frequency waves to look at falling objects from every angle. This allows Wave-Vision™ to distinguish a single seed from a double or triple, or from dust or debris, because they all register a different mass. It counts only seeds.

WaveVision™ counts seeds lower on the seed tube, closer to

the trench, which increases accuracy. WaveVision™ will give you more accurate information than any other sensor on the market.

WaveVision™ is plug-and-play. Just swap out the DICKEY-john® optical sensors and your seed tubes on John Deere or early Kinze planters. If your DICKEY-john® sensors worked with your current monitor, so will WaveVision™.



Order No.	Description - Fits Models	Seed Tube Top Opening		Price
		A	B	
700250	WaveVision™ with tube. MaxEmerge™, MaxEmerge®2; Kinze® (except Vision or KPM I, II, III) Verify seed tube top opening.	2-1/4"	1-3/4"	195.00 ea.
700200	WaveVision™ with tube. MaxEmerge®2, MaxEmerge®Plus, Pro, XP, XP Pro, ME5, ME5e.	3"	2-1/4"	195.00 ea.
700266	10V Power Module. Required to use WaveVision™ on most planters 8 rows and larger. Also required on 6 row with John Deere SeedStar™. Not required for any size John Deere or 8 row Kinze® equipped with Precision Planting 20/20 SeedSense®.			495.00 ea.

WaveVision is not compatible with AGCO GTA; Kinze Vision, KPM I, II, III; Monosem MPM; White SM400SE.

Planters equipped with Keeton firmers installed prior to 2011 will require a new tail for clearance. See pg. 44 for replacement tails.



01428

Astro™ 5 GPS Speed Sensor. 5Hz GPS receiver (no subscription required). A highly accurate and affordable replacement for magnetic wheel speed sensors or radar guns. Connects with ease to most brands of monitors or controllers. Rugged design consistently performs in tough field conditions; unaffected by dust, vibration, and changes in crop canopy.

Order No.	Description	Price
01428	Astro™ 5 GPS Sensor.	529.00 ea.

PPS Parallel Arm Kits



Required Ordering Information:

- Make/Model
- Number of Rows
- Row Spacing
- Row Unit Down Pressure Style
- Bushing Rebuild kits require measurement of worn parallel arm holes. (Ex. 1.0625")

- PPS Kit Benefits:**
- Innovative two-bushing design eliminates parallel arm wear.
 - Stops all unwanted wear from row units.
 - Creates less maintenance for long-term cost reduction.

Premium Parallel Arm Kits



Premium kits best suited for planters with **worn** support plates or unit shank holes. Requires reaming support plates and unit shank holes. Requires a reamer kit see pg. 58.

- Kit includes:
- Heavy duty steel upper and lower parallel arms with preinstalled hardened flanged bushings.
 - **Shoulder bolts**, nuts and washers.



No-Ream Parallel Arm Kits



No-Ream kits are best for planters **without worn** support plates or unit shank holes. Also ideal for narrow row or econo-fold planters where clearance around the support plates is exceptionally tight. Reaming is not required for installation.

- Kit includes:
- Heavy duty steel upper and lower parallel arms with preinstalled hardened flanged bushings.
 - **Shoulder-less bolts**, nuts and washers.

Bushing Rebuild Kits



Bushing kits rebuild original parallel arms with hardened flanged bushings and threaded hex bushings. Requires reaming out the holes in parallel arms, support plates and unit shanks. Requires a reamer kit see pg. 58

- Kit includes:
- Hardened flanged bushings.
 - **Shoulder bolts**, nuts and washers.

Fits	Description	PPS Kit Options		
Case-IH Planters				
1. Specify number of rows and spacing. 2. Specify row unit down pressure style. 3. Bushing rebuild kits require measurement of worn parallel arm holes.				
		Premium Kit Order No. - Price	No-Ream Kit Order No. - Price	Bushing Rebuild Kit Order No. - Price
800, 900, 950, 955; 5400, 5500 Soybean Special; 1200 with 2 down pressure springs.	15-7/8" standard length arm.	PK110 — 335.00 row	PK210 — 335.00 row	PK300 — 145.00 row
	22" extended length arm.	PK115 — 360.00 row	PK215 — 360.00 row	PK300 — 145.00 row
1200 with 1 spring or air bag.	15-7/8" standard length arm.	PK100 — 335.00 row	PK200 — 335.00 row	PK300 — 145.00 row
	22" extended length arm.	PK105 — 365.00 row	PK205 — 365.00 row	PK300 — 145.00 row
1200 with Precision Planting DeltaForce®	15-7/8" standard length arm.	PK120 — 390.00 row	N/A	PK305 — 145.00 row
	DeltaForce® or SureForce™ requires reaming lower holes in support plate and row unit.			
1200 with Ag Leader SureForce™.	15-7/8" standard length arm.	PK125 — 335.00 row	N/A	PK305 — 145.00 row
2000.	18" standard length arm.	N/A	N/A	PK306 — 109.00 row

John Deere Planters (Specify additional information below when ordering.)

1. Seed box material - fiberglass or poly.
2. Seed box size - mini, 1.6 bushel, 3 bushel.
3. Row/trash cleaner brand.
4. Number of rows and spacing.
5. Row unit down pressure style.
6. Seed meter brand and style - John Deere vacuum, Precision vSet, etc.
7. Measurement and qty. of front support plates - 11-5/8" or 13-7/16" wide.
8. Bushing rebuild kits require measurement of worn parallel arm holes.

		Premium Kit Order No. - Price	No-Ream Kit Order No. - Price	Bushing Rebuild Kit Order No. - Price
MaxEmerge™.	15-1/2" standard length arm.	PK135 — 300.00 row	PK235 — 300.00 row	PK310 — 145.00 row
MaxEmerge®2, Plus, Pro, XP, XP Pro, ME5, EE, ME5e.	15-3/4" standard length arm.	PK140 — 335.00 row	PK240 — 335.00 row	PK315 — 145.00 row
	23" extended length arm.	PK150 — 440.00 row	PK250 — 440.00 row	PK315 — 145.00 row

Kinze® Planters

1. Specify number of rows and spacing.
2. Specify row unit down pressure style.
3. Bushing rebuild kits require measurement of worn parallel arm holes.

		Premium Kit Order No. - Price	No-Ream Kit Order No. - Price	Bushing Rebuild Kit Order No. - Price
Planters built prior to Fall 1989.	Pull row unit.	N/A	N/A	PK310 — 145.00 row
2000 series.	Pull row unit.	PK160 — 315.00 row	PK260 — 315.00 row	PK320 — 145.00 row
	Push row unit.	PK170 — 360.00 row	PK270 — 360.00 row	PK330 — 145.00 row
2000 series with Precision Planting DeltaForce®.	Pull row unit.	PK165 — 340.00 row	N/A	PK325 — 145.00 row

PPS Parallel Arm Kits (cont.)

Fits	Description	PPS Kit Options		
Kinze® Planters (cont.)				
1. Specify number of rows and spacing. 2. Specify row unit down pressure style. 3. Bushing rebuild kits require measurement of worn parallel arm holes.				
		Premium Kit Order No. - Price	No-Ream Kit Order No. - Price	Bushing Rebuild Kit Order No. - Price
3000 series.	Pull row unit.	PK175 — 315.00 row	PK275 — 315.00 row	PK340 — 145.00 row
	Push row unit.	PK178 — 360.00 row	PK278 — 360.00 row	PK355 — 145.00 row
3000 series with Precision Planting DeltaForce®.	Pull row unit.	PK176 — 340.00 row	PK276 — 340.00 row	PK345 — 145.00 row
	Push row unit.	PK179 — 390.00 row	PK279 — 390.00 row	PK355 — 145.00 row
3000 series with Ag Leader SureForce™.	Pull row unit.	PK177 — 340.00 row	PK277 — 340.00 row	PK350 — 145.00 row
	Push row unit.	PK180 — 390.00 row	PK280 — 390.00 row	PK355 — 145.00 row
4900.	Pull row unit.	N/A	N/A	PK371 — 145.00 row

Massey Ferguson - White Planters

1. Specify number of rows and spacing. 2. Specify row unit down pressure style. 3. Bushing rebuild kits require measurement of worn parallel arm.				
		Premium Kit Order No. - Price	No-Ream Kit Order No. - Price	Bushing Rebuild Kit Order No. - Price
5100, 5700.		N/A	N/A	PK375 — 145.00 row
6000, 8000 series.		PK172 — 335.00 row	PK272 — 335.00 row	PK375 — 145.00 row
9000 series.	Red parallel arms with 7/8" O.D. bushings.	PK185 — 335.00 row	PK285 — 335.00 row	PK380 — 145.00 row



RK116
RK316
RK120
RK118

Order No.	Description - Fits Models	SHOUP Savings Price
-----------	---------------------------	---------------------

Reamer Kits for Bushing Rebuild Kits

RK116	For John Deere MaxEmerge™. Kinze® planters built prior to 1989; 2000, 3000 series. MF-White 5100, 5700, 6000, 8000, 9000, 9000VE series. Includes (1) RX102 1-1/16" reamer, (1) RX100 11/16" reamer, (1) BX716 7/16" drill bit, (1) CX100 cutting oil, (1) VX104 Vibra-Tite® Threadlocker.	165.00 kit
RK316	For John Deere MaxEmerge®2, Plus, Pro, XP, XP Pro, ME5, EE, ME5e. Includes (1) RX104 1-3/16" reamer, (1) RX100 11/16" reamer, (1) BX716 7/16" drill bit, (1) CX100 cutting oil, (1) VX104 Vibra-Tite® Threadlocker.	195.00 kit
RK049	For Case-IH 800, 900, 950, 955; 1200 without DeltaForce® or SureForce™; 5400, 5500 Soybean Special. Kinze® 4900. Includes (1) RX102 1-1/16" reamer, (1) BX716 7/16" drill bit, (1) CX100 cutting oil, (1) VX104 Vibra-Tite® Threadlocker.	130.00 kit
RK120	For Case-IH 1200 series with DeltaForce® or SureForce™. Includes (1) RX102 1-1/16" reamer, (1) RX101 11/16" reamer, (1) BX716 7/16" drill bit, (1) CX100 cutting oil, (1) VX104 Vibra-Tite® Threadlocker.	193.50 kit
RK118	For special order 1-1/8" bushing kits. Includes (1) RX103 1-1/8" reamer, (1) RX100 11/16" reamer, (1) BX716 7/16" drill bit, (1) CX100 cutting oil, (1) VX104 Vibra-Tite® Threadlocker.	180.50 kit



RK049



RK11
RK12

Reamer Kits for Premium Kits

RK11	For John Deere MaxEmerge™, MaxEmerge®2, Plus, Pro, XP, XP Pro, ME5, EE, ME5e. Kinze® planters built prior to 1989; 2000, 3000 series. MF-White 6000, 8000, 9000, 9000VE series. Includes (1) RX100 11/16" reamer, (1) CX100 cutting oil, (1) VX104 Vibra-Tite® Threadlocker.	57.25 kit
RK12	For Case-IH 800, 900, 950, 955, 1200; 5400, 5500 Soybean Special. Includes (1) RX101 11/16" reamer, (1) CX100 cutting oil, (1) VX104 Vibra-Tite® Threadlocker.	85.75 kit



FX1116
FX118
FX1316

VX104

CX100

BX716

RX101

RX100

RX102
RX103

RX104

Order No.	Descriptions	SHOUP Savings Price	Order No.	Descriptions	SHOUP Savings Price
-----------	--------------	---------------------	-----------	--------------	---------------------

Replacement Flanged Bushings

FX1116	1-1/16" Flanged Bushing.	4.55 ea.
FX118	1-1/8" Flanged Bushing.	4.55 ea.
FX1316	1-3/16" Flanged Bushing.	4.55 ea.

Cutting Oil and Threadlocker

CX100	Cutting Oil, 16 oz.	13.95 ea.
VX104	Vibra-Tite® Threadlocker, 10 ml.	8.00 ea.

Drill Bit

BX716	Drill Bit, 7/16".	10.95 ea.
-------	-------------------	-----------

Reamers

RX100	Reamer, 11/16" x 2".	46.25 ea.
RX101	Reamer, 11/16" x 6-1/2".	69.25 ea.
RX102	Reamer, 1-1/16" x 4-3/4".	103.50 ea.
RX103	Reamer, 1-1/8" x 4-3/4".	120.00 ea.
RX104	Reamer, 1-3/16" x 4-3/4".	135.50 ea.

360 BANDIT™ for Case-IH, John Deere, Great Plains, Harvest International™, Kinze®, White



- 360 BANDIT™ is only compatible with OEM style closing wheel arms.
- 360 BANDIT™ is not compatible with twin row planters.
- Plumbing and liquid delivery to the row unit is not included.



• ONE PASS. MULTIPLE TASKS.

360 BANDIT™ puts bands of liquid nitrogen in the sweet spot for early root interception and uptake. It streams nitrogen on both sides of the seed, three inches away from the seed. Nitrogen is placed just 3/4-inch below the soil surface - perfect for reducing volatilization and for rapid movement down into the root zone.

The simple application tool mounts to the closing system where it uses row unit and closing wheel pressure to maintain depth - without interfering with gauge wheels or depth settings. A specially-designed, spring-loaded poly tube follows a slot created by a mini-couler.

• PRECISION PLACEMENT

360 BANDIT™ mounts to the row unit, in front of the closing wheel. With a spring-loaded couler and shallow placement, 360 BANDIT™ doesn't rob downforce from the row unit. Plus, unlike systems mounted behind the closing wheels, there is no impact on closing the trench over the seed. And the compact design adds just inches to transport width on forward fold planters. The compact design also ensures that the coulers and closing system stay on track in curves.

The optional drag chain seals nitrogen and helps cover the seed trench. A flexible extension eliminates the risk of the chain catching on spike wheels.

• GAIN EFFICIENCY WITH BANDED NITROGEN

Putting nitrogen where and when emerging corn plants need it is the key to maximum efficiency. UAN is locked under the soil to eliminate volatilization. Moisture moves nitrogen bands into the root zone and dilutes the solution to prevent root burn or injury.

Kits do not include Orifices and Nozzles see pg. 136.
Order 2 Orifices per row.

Order No.	Fits Models/Description	SHOUP Savings Price
360 BANDIT™ Row Kits		
541400	John Deere MaxEmerge™; Kinze® 2000 series & prior.	365.00 row
541100	John Deere MaxEmerge®2, Plus, Pro, XP, XP Pro, ME5, EE, ME5e.	365.00 row
541300	Kinze® 3000, 3005 series.	365.00 row
541501	White 8000 series with dual closing wheels.	415.00 row
541500	White 9000, PA, VE series.	365.00 row
541600	Case-IH 1200 series with smooth offset closing discs, left hand disc trailing.	165.00 row
541601	Case-IH 1200 series with smooth offset closing discs, right hand disc trailing.	165.00 row
541700	Great Plains 25, 5000 series.	365.00 row
541200	Harvest International™ LaserPro1™ units.	365.00 row
Drag Chain Kits for 360 BANDIT™		
540680	John Deere MaxEmerge®Plus, Pro, XP, XP Pro, ME5, EE, ME5e; Kinze® 3000, 3005 series; White 8000, 9000, PA, VE series; Great Plains 25, 5000 series; Harvest International™ LaserPro1™ units. For units with bolt on style closing wheels.	35.00 row
540744	Case-IH 1200 series with single rubber closing wheel.	35.00 row
540722	Drag Chain Extension Kit for 540680, 540744. Use with spike closing wheels.	20.00 row
Replacement Parts for 360 BANDIT™		
540585	Hose Guide Assembly; for 541100, 541200, 541300, 541400, 541500, 541501, 541700 (1 per row).	40.00 ea.
540845	Hose Guide Assembly; for 541600, 541601 (1 per row).	40.00 ea.
540656	Disc Assembly Kit, 2020 and after with 205 series bearing. Includes (2) blades, (2) dust caps, hardware. Optional for prior 2020.	90.00 kit
540575	Disc Assembly Kit, prior to 2020 with 204 series bearing. Includes (2) blades, (2) dust caps, hardware.	45.00 kit
201369	Dust Cap for 540656, 540575.	2.00 ea.
540643	Torsion Spring Kit (1 per row).	10.00 kit
540518	Spring Retainer Clip.	1.25 ea.
540596	Pivot Bushing (4 per row).	6.00 ea.
540490	Inner Plastic Bushing (4 per row).	1.00 ea.
540720	Pivot Arm Kit. Includes (1) left arm, (1) right arm, (2) torsion springs, retainer clips and plastic bushings.	40.00 kit
540385	Liquid Kit; split 3/8" inlet to (2) 5/16" fittings (1 per row).	40.00 kit



Rear View License Plate Camera Kit


High resolution, weatherproof camera with night vision makes this an excellent tool for hooking up trailers to your vehicle.

Kit includes camera on a universal license plate mount, 5" color monitor with suction cup mount, 30 ft. cable, power cable with cigarette lighter plug.

Order No. 25450 189.95 kit



Black powder coat paint



Long wear quick adjust gauge wheel arms.

Planter Units, designed for use on custom toolbars.

- Cast unit shank with 3.5mm x 15" seed openers
- One piece tungsten seed scrapers
- Parallel linkage with bushings
- Quick adjust closing wheel arm with rubber tires
- Long wear quick adjust gauge wheel arms
- Walking gauge wheels with 4.5" x 16" tires
- 7" x 7" mounting u-bolts
- Black powder coat paint

Order No.

SHOUP Savings Price

R5550	Cast IntelliRow Unit, use with electric or Pro drive. Compatible with John Deere MaxEmerge™XP Pro row units.	1629.00 ea.
R5050	Cast IntelliRow Unit, with hopper support for chain drive. Compatible with John Deere MaxEmerge™XP row units. Order separately seed hopper and lid, hopper drive kit, meter, parallel linkage down pressure springs, seed tube and sensor.	1729.00 ea.
R5600	1.6 bu. hopper support kit, use with R5550.	69.00 ea.
R2125	1.6 bu. gray hopper with lid; finger pickup or Precision vSet Classic meters.	114.95 ea.
R2175	1.6 bu. gray hopper with lid; Precision vSet 2 meters.	142.95 ea.
R2200	Hopper drive kit for chain drive, finger pickup or Precision vSet meters. Includes No. 41 chain, 7/8" hex bore sprocket bearing, drive sprocket with bracket, flex coupler, plastic idler with spring and hardware.	119.95 ea.

Additional items not included with the R5050, R5550 can be found on these pages:
 Corn meter see pg. 43. Parallel Linkage Down Pressure Springs see pgs. 40, 42, 65.
 Bean/milo meter see pg. 68. Seed Tubes and Sensors see pg. 67.
 Call 800-627-6137 for additional parts not listed.

SHOUP® Planter Row Unit



Green powder coat paint

R2050

R2200
R2250

- Steel unit shank with 3.5mm x 15" seed openers
- One piece tungsten seed scrapers
- Parallel linkage with bushings
- Quick adjust closing wheel arm with rubber tires
- Quick adjust gauge wheel arms
- Walking gauge wheels with 4.5" x 16" tires
- 7" x 7" mounting u-bolts
- Green powder coat paint

Order No.

R2050 Steel row unit, with hopper support. 1689.00 ea.

Compatible with John Deere 7200, 7300, 1700 series planters with MaxEmerge®2 or MaxEmerge®Plus row units.

Order separately seed hopper and lid, hopper drive kit, meter, parallel linkage down pressure springs, seed tube and sensor.

R2100	1.6 bu. yellow hopper with lid; finger pickup or Precision vSet Classic meters.	114.95 ea.
R2150	1.6 bu. yellow hopper with lid; John Deere vacuum meters.	128.95 ea.
R2200	Hopper drive kit; use with finger pickup or Precision vSet meters.	119.95 ea.
R2250	Hopper drive kit; use with John Deere vacuum meters.	139.95 ea.

Hopper drive kits includes: No. 41 chain, 7/8" hex bore sprocket bearing, drive sprocket with bracket, flex coupler, plastic idler with spring and hardware.

Additional items not included with the R2050 can be found on these pages:
 Corn meter see pg. 43. Parallel Linkage Down Pressure Springs see pgs. 40, 42, 65.
 Bean/milo meter see pg. 68. Seed Tubes and Sensors see pg. 67.
 Call 800-627-6137 for additional parts not listed.

One-piece UHMW Closing Wheel

Unbreakable, one-piece design is ideal for extreme conditions. Rubber tire is bonded to the poly core and will not tear off. UHMW material sheds mud build up significantly better than original rubber tires. The 1" x 12" wheel requires no disassembly to replace the 40mm press-in bearing.



Order No.	Description - Fits Models	
SH44215	Closing Wheel with Bearing. John Deere ME2.	43.95 ea.
SH64345	Closing Wheel with Bearing. John Deere MaxEmerge®Plus, Pro, XP, XP Pro, ME5, EE, ME5e; 1530, 1535; Kinze ® 1993 & newer; Late Monosem Plus; White 6000, 8000, 9000, PA, VE series. Also fits John Deere 7000, 7100 with MaxEmerge™; Kinze ® before 1993, early Monosem Plus when used with SH23780 adapter stud kit.	43.95 ea.
SH23780	Adapter Stud Kit; 1 used per row. Used to mount SH64345 closing wheel on John Deere 7000, 7100 with MaxEmerge™; Kinze ® before 1993, early Monosem Plus.	21.95 row

Seed Opener Assembly with Cast Hub




Includes heavy duty cast hub, ball bearing, larger 5/16" diameter rivets and steel dust cover.

3.5mm thick blade, 15" dia.


Order No.	Description - Fits Models	
SH75249	John Deere XP, XP Pro, ME5, EE, ME5e; 1530, 1535 with XP units. Kinze ® 3005 series, 4005 series; 4700, 4900 built 2020 & after. Optional on 3000, 4000 series built prior to 2020 (require H58134 & GD9245).	41.95 ea.
SH08326	John Deere MaxEmerge™, ME2, Plus, Pro; 1530, 1535 with Plus units. Kinze ® 3000 series; 4900 prior to 2020.	37.95 ea.
WP55038	White 6000, 8000 series.	37.95 ea.

SHOUP® Replacement Parts for John Deere 7200-7300, 1700, DB and DR Series Planters




Row Unit	Abbreviation	Planter frame used on:
MaxEmerge® 2	ME2	7200, 7240, 7300, 7340, 1760 (early), 1780 (early).
MaxEmerge® Plus	Plus	1700, 1710, 1720, 1730, 1750, 1760, 1760NT, 1770, 1770NT, 1780; DB series; 1530, 1535 drills.
Pro-Series™	Pro	1770NT, 1790; DB series.
MaxEmerge™XP	XP	1700, 1710, 1720, 1730, 1750, 1760, 1760NT, 1770, 1770NT, 1780; DB series; 1530, 1535 drills.
Pro-Series™XP	XP Pro	1770NT, 1790; DB, DR series.
MaxEmerge™5	ME5	1705, 1715, 1725, 1725NT, 1735, 1745, 1755, 1765, 1765NT, 1775, 1775NT, 1785, 1795; DB, DR series.
ExactEmerge™	EE	1725C, 1725NT, 1775NT, 1795; DB, DR series.
MaxEmerge™5e	ME5e	1725C, 1775NT, 1795; DB, DR series.



Order No.	Description - Fits Models	Replaces JD No.	SHOUP Savings Price
Seed Opener for ME2, Plus, Pro; 1530, 1535 with Plus units.			
		 Height .923"	
SH47474	Standard Seed Opener, 3mm (.118) thick, 15" dia. Includes hub, bearing, dust cover.	AA55927	24.95 ea.
SH08324	Heavy Duty Seed Opener, 3.5mm (.138) thick, 15" dia. Includes hub, bearing, dust cover.	AA53860	25.95 ea.
SH08326	Heavy Duty Seed Opener Assembly with cast hub. Includes heavy duty cast hub, larger 5/16" diameter rivets and steel dust cover. 3.5mm (.138) thick, 15" dia.		37.95 ea.
SH62024	Dust Cap for SH47474, SH08324.	A52024	.95 ea.
SH88219	Dust Cap for SH08326 only.		1.20 ea.
SH41485	Bearing; replacement for SH47474, SH08324, SH08326.	AA21480	5.95 ea.
SH26160	Shim Washer, .030" thick; for SH47474, SH08324, SH08326.	J16160	.25 ea.
SH24053	Outer Washer, .118" thick; for SH47474, SH08324, SH08326.	24M7053	.65 ea.
MJN16RH	Jam Nut, right hand thread; for SH47474, SH08324, SH08326.	14M7260	.75 ea.
MJN16LH	Jam Nut, left hand thread; for SH47474, SH08324, SH08326.	14M7382	.95 ea.



Order No.	Description - Fits Models	Replaces JD No.	SHOUP Savings Price
Seed Opener for XP, XP Pro, ME5, EE, ME5e; 1530, 1535 with XP units.			
Planters built late 2004 and after (planter s/n 710000 & up).			
		 Height 1.34"	
SH75248	Seed Opener Assembly, 3.5mm (.138) thick, 15" dia. Includes hub, double row ball bearing, dust cover.	AA65248	29.95 ea.
SH75249	Heavy Duty Seed Opener Assembly with cast hub. Includes heavy duty cast hub, double row ball bearing, larger 5/16" diameter rivets and steel dust cover. 3.5mm (.138) thick, 15" dia.		41.95 ea.
SH88218	Dust Cap for SH75248.	A78218	.99 ea.
SH69196	Bearing; replacement for SH75248, SH75249.		10.25 ea.
SH26160	Shim Washer; for SH75248, SH75249.		.25 ea.
MJN16RH	Jam Nut, right hand thread; for SH75248, SH75249.	14M7260	.75 ea.
MJN16LH	Jam Nut, left hand thread; for SH75248, SH75249.	14M7382	.95 ea.



Order No.	Description - Fits Models	Replaces JD No.	SHOUP Savings Price
Guard-Scraper for ME2, Plus, Pro; 1530, 1535 with Plus units.			
SH71577	Guard-Scraper.	A61577	7.75 ea.
SH64755	Guard-Scraper with seed tube holder.		9.49 ea.
SH80791	Pin, 1/4" dia.; 2 used to attach SH71577 and SH64755.		.60 ea.
<i>Use guard-scrappers with curved seed tubes only.</i>			
SH78468	Modified Guard-Scraper with seed tube holder; For units with worn mounting holes, requires drilling holes on row unit to 10mm (13/32"). Also order 2 SH95326 pins.		10.49 ea.
SH95326	Pin, 10mm dia.; 2 used to attach SH78468.		1.25 ea.



Order No.	Description - Fits Models	Replaces JD No.	SHOUP Savings Price
Guard-Scraper for XP, XP Pro, ME5, ME5e; 1530, 1535 with XP units.			
SH90203	Guard-Scraper.	A80203, A97107	14.50 ea.
SH90206	Guard-Scraper with Tungsten Carbide Inserts. Performs excellent in abrasive environments, far outlasting original equipment.		59.95 ea.



Order No.	Description - Fits Models	Replaces JD No.	SHOUP Savings Price
Seed Opener Scrapers for ME2, Plus, Pro, XP, XP Pro, ME5, ME5e; 1530, 1535.			
SH08190	One Piece Scraper Kit, 1 row. Includes (2) heat-treated scrapers, spring.		16.90 row
SH08183	Scraper, left; heat-treated.	A98183	7.25 ea.
SH08182	Scraper, right; heat-treated.	A98182	7.25 ea.

	Order No.	Description - Fits Models	Replaces JD No.	SHOUP Savings Price		
		Seed Opener Scrapers for ME2, Plus, Pro, XP, XP Pro, ME5, ME5e; 1530, 1535 (cont.).				
	SH64726	Rotary Nylon Scraper Kit, 1 row. Includes (2) arms, spring, (2) SH47221 scrapers with nylon covers, (2) spring clips.	AA54726	21.95 row		
	SH64727	Rotary Steel Scraper Kit, 1 row. Includes (2) arms, spring, (2) SH233315 steel scrapers, (2) spring clips.	AA54727	22.95 row		
	SH47221	Scraper Disc with Nylon Cover.	AA37221	5.39 ea.		
	SH233315	Scraper Disc, Steel.	AH133315	6.50 ea.		
	SH79139	Left Scraper Arm for rotary scraper.	A69139	4.25 ea.		
	SH79140	Right Scraper Arm for rotary scraper.	A69140	4.25 ea.		
	SH60047	Spring; replacement for one-piece, rotary and tungsten scrapers SH08190, SH64726, SH64727, TS7205, TS1760.	A50047	2.89 ea.		
	TS7200	Scraper Blades with tungsten inserts; includes one left and right scraper blade with spring clips. Mounts on original arms. Tungsten insert on scraper is abrasion resistant for extended life.		22.95 pr.		
	TS7205	Scraper Kit, 1 row. Includes (2) arms, spring, (2) scraper blades with tungsten inserts, (2) spring clips.		31.95 row		
Installation of TS7200, TS7205, TS1760 on planters with worn gauge wheel tires may require grinding on lower portion of gauge wheel arm to get proper tire contact.						
	TS1760	Scraper Kit, 1 row. Includes (2) one-piece stainless steel arms with tungsten inserts, springs.		44.95 row		
Seed Opener Scrapers for EE.						
	TS1775	Scraper Kit, 1 row. Includes (2) stainless steel arms with tungsten inserts, leaf springs.		52.95 row		
Inside Scrapers for ME2, Plus, Pro, XP, XP Pro.						
	TS21074	Scraper Kit, for between seed openers. Includes scrapers with tungsten inserts. ME2, Plus, XP; XP Pro on CCS bulk fill s/n 710000 & up.		37.95 row		
	TS21070	Scraper Kit, for between seed openers. Includes scrapers with tungsten inserts. Pro on CCS bulk fill to s/n 710000. Shoup unit shanks 2012 & after.		37.95 row		
Scraper for ME2, Plus, Pro, XP, XP Pro, ME5, EE, ME5e with face mounted heavy duty scraper.						
	SH72182	Scraper Blade for heavy duty scraper.	A62182	14.25 ea.		
Keeton Quick Attach bracket and seed firmer tail. Tail snaps into place, making replacement fast and easy. Fits ME2, Plus, Pro, XP, XP Pro, ME5, ME5e. Tails adapt to both dry or liquid (single tube) applications.						
Bracket — Tail Style						
	250109	Quick Attach — single tube/dry, standard.		40.00 row		
	350109	Quick Attach — single tube/dry, low profile.		40.00 row		
	450109	Quick Attach — single tube/dry, low stick.		75.00 row		
For liquid push-in fittings see pg. 46.						
Replacement tails for Quick Attach firmers.						
For additional seed firmers and replacement tails see pg. 44-45.						
	140045	Replacement standard Quick Attach tail.		20.00 ea.		
	140044	Replacement low profile Quick Attach tail.		20.00 ea.		
	140100	Replacement low stick Quick Attach tail.		55.00 ea.		
4.5" x 16" Gauge Wheel Assemblies						
			See pgs. 37-38 for Narrow or Spoked Gauge Wheels			
Order No.	Fits Models	Tire Profile	Wheel Half	Bearing Style		
SH42046Y	Early ME2.	standard	steel yellow	SH45742 roll pin	AA35392	83.95 ea.
SH48290	Late ME2.	standard	steel yellow	SMA885154B set screw	—	83.95 ea.
SH51359	Plus, Pro; 1530, 1535 with Plus.	standard	nylon outer, steel inner	SMA885154B set screw	AA41359	91.95 ea.
SH76604	XP, XP Pro, ME5, EE, ME5e;	standard	nylon outer, steel inner	SH312132 40mm	AA66604	93.95 ea.
SH76605	1530, 1535 with XP.	standard	steel outer, steel inner	SH312132 40mm	—	83.95 ea.
SH77083	XP, XP Pro, ME5, EE, ME5e; 1530, 1535 with XP.	RIP	nylon outer, steel inner	SH312132 40mm	AA67083	99.95 ea.
SH7719	Hex Bolt; mounts SH76604, SH76605, SH77083 to arm.					1.95 ea.
SH382054	Shim Washer; 2 used with SH7719.					.25 ea.

JD 7200-7300, 1700, DB, DR Series Planters - Shoup Parts For (Cont.)

Order No.	Description - Fits Models	Replaces Tire Size	SHOUP JD No.	Savings Price
SH32884 SH87881	Tire, Gauge Wheel; standard profile. ME2, Plus, Pro; 1530, 1535 with Plus.	4.5" x 16"	A84050	37.95 ea.
SH128633	Tire, Gauge Wheel; reduced inner profile (RIP). ME2, Plus, Pro; 1530, 1535 with Plus.	4.5" x 16"	A84450	42.95 ea.
SH87881	Tire, Gauge Wheel; standard profile. XP, XP Pro, ME5, EE, ME5e; 1530, 1535 with XP.	4.5" x 16"	A84062	40.95 ea.
SH94451	Tire, Gauge Wheel; reduced inner profile (RIP). XP, XP Pro, ME5, EE, ME5e; 1530, 1535 with XP.	4.5" x 16"	A84451	46.95 ea.
SH85374	Tire, Narrow Gauge Wheel. JD and Carlisle cast spoked gauge wheel on XP, XP Pro, ME5, EE, ME5e; fits Shoup SH62060, SH62065 3" gauge wheel assemblies. Will not fit MudSmith™ Narrow Gauge Wheel Assembly M3305.	3" x 16"	A85133	40.95 ea.
SH85380	Tire, Narrow Gauge Wheel. Shoup SH62080 nylon & steel gauge wheel on XP, XP Pro, ME5, EE, ME5e.	3" x 16"	—	42.95 ea.
SH32780Y	Gauge wheel half, steel, yellow; ME2.		A22780	15.95 ea.
SH66621	 Gauge wheel half, steel, black; Plus, Pro; 1530, 1535 with Plus. Confirm outside flange dimension.		A56621	15.95 ea.
SH87880	 Gauge wheel half, steel, black; XP, XP Pro, ME5, EE, ME5e; 1530, 1535 with XP.		A77880	15.95 ea.
SH66565	Gauge wheel half, for 4.5" x 16" tire; nylon, black; Plus, Pro, XP, XP Pro, ME5, EE, ME5e; 1530, 1535.		A56565	21.95 ea.
SH45951	Bearing with Sleeve; gauge wheel mounts with roll pin. Early ME2.		AA35951	11.25 ea.
SH45742	Bearing (only); wheel mounts with roll pin. Early ME2.		AA35741	8.25 ea.
SH314	Roll Pin; used with SH45742, SH45951.		—	.50 ea.
SH35915	Bearing Sleeve; use with SH45742, SMA885154B bearing.		A25915	1.95 ea.
SH58106	Bearing with Sleeve; gauge wheel mounts with set screw. For wheels with steel outer and inner wheel halves. Late ME2; Plus, Pro; 1530, 1535 with Plus.		AA38106	10.49 ea.
SH59161	Bearing with Sleeve; gauge wheel mounts with set screw. For wheels with nylon outer/steel inner wheel halves. Late ME2; Plus, Pro; 1530, 1535 with Plus.		AA49161	10.49 ea.
SMA885154B	Bearing (only); gauge wheel mounts with set screw. Late ME2; Plus, Pro; 1530, 1535 with Plus.		AN131668	7.49 ea.
SH312132	Bearing, 40mm; gauge wheel mounts with bolt. XP, XP Pro, ME5, EE, ME5e; 1530, 1535 with XP.		AN212132	8.95 ea.
GWK1804	Threaded Gauge Wheel Arm. Late ME2; Plus, Pro. Wheel mounts with set screw.		A79647	25.95 ea.
GWK1904	Threaded Gauge Wheel Arm. XP, XP Pro. Wheel mounts with hex bolt.		A79648	25.95 ea.
GWK1750	Threaded Bushing, 1" inside dia. Early ME2 with gauge wheel arm shafts.		A57057	10.95 ea.
GWK1850	Threaded Bushing, 16mm (5/8") inside dia. Late ME2; Plus, Pro, XP, XP Pro; 1530, 1535.		A57058	10.95 ea.
SH8020	Hex head bolt, for use with GWK1850 bushing.		19M8020	2.50 ea.



For complete gauge wheel arm kits see pg. 35.

Gauge Wheel Assembly Tool



- Fast and easy gauge wheel assembly.
- Use to assemble 16" wheels with steel or plastic wheel halves and water pump or 40mm double row bearings.
- Cast iron tool construction with guide pins to keep bolt holes aligned.


- Use in shop press with 18" clearance between side channels. Shop press required for use with all water pump bearing applications.
- No press required for gauge wheels with 40mm double row bearings. Loosely assemble tire, halves and bearing in tool. Use with impact wrench to tighten installation bolt and pull wheel halves together.

Order No.	Description	Savings Price
P2000	Tire Press for 16" gauge wheels.	249.00 ea.

	Order No.	Description - Fits Models	Replaces JD No.	SHOUP Savings Price
	SH81477	Depth adjustment cover. ME2, Plus, Pro; 1530, 1535.	A71477	22.75 ea.
	SH90345	Depth control handle, spring, snap ring. ME2, Plus, Pro, XP, XP Pro; 1530, 1535.	A90344, A54758	27.50 ea.
	SH21808	Depth control handle, spring, snap ring. ME5, EE, ME5e.	A91808	27.50 ea.
	SH26318	Spring, for depth control handle SH90345, SH21808.	A90676, B16316	1.50 ea.
	SH24203	Snap ring, for depth control handle SH90345, SH21808.	B14203	.99 ea.
	SH67490	Gauge Wheel Walking Depth Control. ME2, Plus, Pro; 1530, 1535 with Plus.	—	49.95 ea.
	SH04700	Gauge Wheel Walking Depth Control. XP, XP Pro, ME5, ME5e; 1530, 1535 with Plus. SH67490 and SH04700 are not for use on row units equipped with original John Deere depth stop sensors. Assembly includes rocker, body, pivot bolt.	—	49.95 ea.
	SH82609	Rocker for walking gauge wheel. Plus, Pro, XP, XP Pro, ME5, ME5e; 1530, 1535. Also late ME2 with rocker marked A62609.	A62609	15.95 ea.
	SH68670	Pivot bolt, use with SH82609 rocker. SH82609 and SH68670 will not fit early ME2 with 9/16" hole and no pivot stops or row units equipped with John Deere depth stop sensors.	A58670	2.75 ea.
	EQ100	Replacement rocker for Equalizer® (Shoup EQ7200 to 2013) and Depth-A-Matic.		14.95 ea.
	RP516112	Roll Pin, use with EQ100.		.50 ea.
	SH58879	Opener Guard; ME2, Plus, Pro, XP, XP Pro, ME5, EE, ME5e; 1530, 1535.	A48879	11.50 ea.
	SH61374	Unit Shank with gauge wheel arms and threaded bushings; ME2, Plus, Pro; 1535 with Plus.	AA41374, AA36642	434.95 ea.
	SH65085	Unit Shank only; Plus, Pro; 1535 with Plus.	AA48245, AA55085	369.95 ea.
	SH69352	Unit Shank, cast; XP, XP Pro. Includes SH72767, SH207163, (3) SH97791.	AA59352	359.95 ea.
	SH207163	Head Frame only, cast; XP, XP Pro.	A83257, A93664	159.95 ea.
	SH72767	Lower Shank only, cast; XP, XP Pro.	AA62767	204.95 ea.
	SH97791	Flange Bolt; used to mount SH207163 to SH72767.	19M7791	1.25 ea.
	SH89254	Blade Spindle, left; XP, XP Pro.	SH88210 A79254	12.95 ea.
	SH88210	Blade Spindle, right; XP, XP Pro.	A78210	12.95 ea.
	SH69400	Cast Shank kit includes parts to convert MaxEmerge®2, Plus, Pro with steel shank to high strength cast iron shank. Use with existing parallel linkage and closing wheel assembly. Shipped unassembled. Includes cast shank with head frame, walking depth control, (2) gauge wheel arms with gauge wheels, (2) 3.5mm seed openers, (2) seed opener scrapers, assembly hardware.		739.00 kit
	SH48362	Hopper support panel. Use with 1.6 bu. seed hopper and insecticide/herbicide hopper or 3 bu. hopper. ME2, Plus, XP; 1535.	AA38362	339.95 ea.
	SH72441	Insecticide Support Assembly. Includes plastic support, latch pin, spring, spring clip. ME2, Plus, XP, ME5, ME5e.	A52441	43.50 ea.
	SH50934	Plate for mounting row unit, 13-7/16" wide (confirm before ordering). ME2, Plus, Pro, XP, XP Pro, ME5, EE, ME5e; 1530, 1535.	AA40934	108.75 ea.
	SH86223	Upper parallel arm, standard length (15-3/4"). 2 per row.	A76223	26.95 ea.
	SH62092	Lower parallel arm, standard length (15-3/4"). 1 per row.	A52092	135.95 ea.
	SH71571	Upper parallel arm, extended length (23"). 2 per row.	A61571	34.95 ea.
	SH94382	Lower parallel arm, extended length (23"). 1 per row.	A84382	254.95 ea.
	SH86250	Bushing Kit for parallel arms. Includes parallel linkage bushings and mounting hardware. 1 per row.	—	38.95 ea.
	SH58515	Bushing, 9/16" wide. 6 per row.	A112543	2.15 ea.
	SH59465	Bushing, 21/32" wide. 1 per row, on lower rear.	A49465	2.15 ea.
	SH88121	Bushing, 13/16" wide. 1 per row, on lower rear.	A78121	3.25 ea.
	MHB16X45	Hex Bolt for parallel arms; use with SH58515 bushings.		1.45 ea.
	SH7759	Hex Bolt for parallel arms; use with SH59465, SH88121 bushings.		1.40 ea.
	FW58	Flat Washer; use with MHB16X45, SH7759 bolts.		.38 ea.
	SH41869	Locknut; use with MHB16X45, SH7759 bolts.		1.10 ea.

JD 7200-7300, 1700, DB, DR Series Planters - Shoup Parts For (Cont.)



Order No.	Description - Fits Models	Replaces JD No.	SHOUP Savings Price
SH53610	Standard Down Pressure Spring, bolts to side of parallel arms, 2 or 4 per row on ME2, Plus, Pro, XP, XP Pro, ME5; 1530, 1535. 8 used on 1700 series transmission contact wheel.	A43609	9.95 ea.
SH53606	Heavy Duty Down Pressure Spring, mounts between standard length parallel arms on adjustable down pressure linkage. ME2 prior to 1992. 2 or 4 per row.	A43606	14.95 ea.
SH288865	Spring for heavy duty down pressure attachment. ME2, Plus, Pro, XP, XP Pro, ME5; 1530, 1535.	N188865	18.25 ea.
SH62444	Yoke for heavy duty down pressure attachment. ME2, Plus, Pro, XP, XP Pro, ME5; 1530, 1535.	A52444	78.95 ea.
SH76170	Handle for heavy duty down pressure attachment. ME2, Plus, Pro, XP, XP Pro, ME5; 1530, 1535.	A66170	15.50 ea.
SH48970	Heavy Duty Down Pressure complete assembly. Four down force settings: 0, 125, 250, 400 lbs. For row units 1992 and after. ME2, Plus, Pro, XP, XP Pro, ME5; 1530, 1535.	BA28970	249.95 row
SH50969	Air Spring Bag, for down pressure; 2 bags per row. ME2, Plus.	AA40969	109.95 ea.
SH83942	Air Spring Bag, for down pressure; 1 bag per row. Plus, Pro, XP, XP Pro to s/n 740100. Contact drive wheel on 1790, 1795 with 15" row spacing; 1790 with 20" row spacing to s/n 740100.	AA73942	84.95 ea.
SH81437	Air Spring Bag, for down pressure; 1 bag per row. XP, XP Pro, ME5, EE s/n 740101 & up. Contact drive wheel on 1770NT, 1775NT s/n 740101 & up; 1790, 1795 with 20" row spacing s/n 740101 & up.	AA71437	94.50 ea.
SH65881	Bushing, Air Bag Support Arm; 29/32" wide. 2 per row.	A55881	4.95 ea.
SH381600	Bushing, Air Bag Support Arm; 1" wide. 1 per row.	28H1600	5.25 ea.
MHB12X50	Hex Bolt; use with SH65881 bushing.	19M7361	1.25 ea.
SH7362	Hex Bolt; use with SH381600 bushing.	19M7362	1.25 ea.
SH41867	Locknut, use with MHB12X50, SH7362 bolts.	A31867	.80 ea.
No-Till Coulters for ME2, Plus, Pro, XP, XP Pro, ME5, EE, ME5e; 1530, 1535.			
SH56665	Bubble Flute Blade; 15.86" dia., .157" thick.	A72360	35.75 ea.
W47977	13 Wave Blade; 3/4" wide, 15.86" dia., .177" thick.	A72678	36.95 ea.
F47977	25 Wave Blade; 5/8" wide, 15.86" dia., .177" thick.	A72680	37.95 ea.
GD4590	VT Wave Blade; 5/8" wide, 16" dia., .196" thick.	—	52.95 ea.
MHB12X30	Hex Bolt for SH56665, W47977, F47977, GD4590. 5 used.		.55 ea.
SH41867	Locknut, use with MHB12X30.		.80 ea.
SH36234	Bearing Kit for No-Till Coulters. ME2, Plus, Pro, XP, XP Pro, ME5, EE, ME5e; 1530, 1535. Includes (2) tapered bearings, (2) cups, seal, seal retainer, cotter pin, dust cap.		19.95 ea.
SH85275	Spindle with 5 bolt hub. ME2, Plus, Pro, XP, XP Pro, ME5, EE, ME5e; 1530, 1535.	A75275, AA33383	94.50 ea.
SH22188	Slotted Nut, 1" fine thread; use with SH85275.	A12188	4.25 ea.
CP316112	Cotter Pin for SH22188.	11H218	.25 ea.
RM0594	Bearing for JD Row Cleaner Attachment.	AA38601	16.95 ea.
SH68319	Smooth Furrow Opener Blade Assembly, 12-5/8" dia. ME2, Plus, XP, XP Pro.	AA58319	69.95 ea.
SH44616	Bearing for JD Furrow Opener Attachment.	AA34616	19.80 ea.
Seed Lubricants			
SH30734	Graphite, 1 lb. bottle.		6.75 ea.
SH40734	Graphite, case of 6; 1 lb. bottles.		36.50 case
SH30745	Graphite, 5 lb. bottle.		20.95 ea.
SH40745	Graphite, case of 4; 5 lb. bottles.		75.95 case
SH42577	Talc, 8 lb. jug.		21.95 ea.
SH52577	Talc, case of 4; 8 lb. jugs.		84.95 case
SH42591	Talc, 40 lb. box.		63.95 ea.
SH30747	80/20 talc/graphite, 8 lb. jug.		31.95 ea.
SH40747	80/20 talc/graphite, case of 4; 8 lb. jugs.		118.75 case
SH30748	80/20 talc/graphite, 40 lb. box.		84.95 box
SH46780	Dispensing Cap, meters 1/8 cup of material per handle turn. Use with SH42577 8 lb. talc and SH30747 8 lb. 80/20.		9.95 ea.

Use also with CNH 8 lb. talc/graphite and graphite, EZ Slide & Rural King 8 lb. talc/graphite, Precision Planting eFlow™ 8 lb. containers. Does not fit John Deere containers.



Order No.	Description - Fits Models	Replaces JD No.	SHOUP Savings Price
SH57839	Closing Wheel Arm, steel. ME2.	AA37552, AA37839	61.95 ea.
SH58430	Right Cam Bushing, closing wheel arm. ME2.	A48430	4.95 ea.
SH58290	Left Bushing, closing wheel arm. ME2.	A48290	2.75 ea.
MHB12X40	Hex Bolt for SH58430, SH58290.		.75 ea.
SH41867	Lock Nut, use with MHB12X40.		.80 ea.
SH74237	Closing Wheel Handle. ME2, Plus, Pro, XP, XP Pro, ME5, EE, ME5e; 1530, 1535.	A64237, A86762	11.95 ea.
SH63118	Cast Closing Wheel Arm Stop. ME2 on 7200, 7300, 1760, 1780; also Plus with single closing wheel attachment.	A53118	29.50 ea.
SH03256	Cast Closing Wheel Arm Stop. Plus, Pro, XP, XP Pro; ME5, EE, ME5e without pneumatic closing wheels; 1530, 1535.	A93256, A55889, A87426	31.50 ea.
SH7789	Hex Bolt to mount SH63118, SH03256.	19M7789	.95 ea.
SH67290	Closing Wheel Spring; ME2, Plus, Pro, XP, XP Pro, ME5, EE, ME5e; 1530, 1535.	A117803, A74643	9.25 ea.
SH79141	Closing Wheel Arm, cast. Plus, Pro, XP, XP Pro; ME5, EE, ME5e without pneumatic closing wheels; 1530, 1535.	A69141, A86763, A93258	59.95 ea.
SH65888	Bushing for closing wheel arm (2 used). Plus, Pro, XP, XP Pro, ME5, EE, ME5e; 1530, 1535.	A55888	5.50 ea.
MHB12X40	Hex Bolt for SH65888.		.75 ea.
SH41867	Lock Nut, use with MHB12X40.		.80 ea.
SH65881	Bushing, 1" O.D., .906" wide; ME5, EE, ME5e closing wheel frames equipped with pneumatic downforce. (2 used).	A55881	4.95 ea.
Offset Closing Wheel Kit ME2, Plus, Pro, XP, XP Pro; ME5, EE, ME5e without pneumatic closing wheels; 1530, 1535. Offset wheels prevent trash build up. Includes cast arm, arm stop, t-handle, spring, wheels, hardware.			
CW1700	Closing Wheel Update Kit with rubber wheels.		201.95 ea.
CW1790	Closing Wheel Update Kit with cast iron wheels.		264.95 ea.
CW1805	Closing Wheel Update Kit with one-piece UHMW wheels.		209.95 ea.
CW1810	Closing Wheel Update Kit with Furrow Cruiser wheels.		339.95 ea.
CW1445	Closing Wheel Update Kit with cast Furrow Cruiser Xtreme wheels.		423.00 ea.
CW1812	Closing Wheel Update Kit with Yetter Twister™ wheels.		350.00 ea.
CW2445	Closing Wheel Update Kits with Yetter Cast Twister™ wheels.		399.00 ea.
CW1815	Closing Wheel Update Kit with 13" spike wheels.		313.95 ea.
CW1820	Closing Wheel Update Kit with (1) 15" spike and (1) rubber wheel.		271.95 ea.
CW1825	Closing Wheel Update Kit with fCrusher Cast Wheels.		385.95 ea.
CW1800	Closing Wheel Update Kit, less wheels and wheel mounting hardware.		129.95 ea.
One-piece UHMW Closing Wheel with Bearing. Unbreakable design is ideal for extreme conditions. Rubber tire is bonded to the poly core and will not tear off. UHMW material sheds mud build up significantly better than original rubber tires. The 40mm bearing requires no wheel disassembly to replace.			
SH64345	Plus, Pro, XP, XP Pro, ME5, EE, ME5e; 1530, 1535.		43.95 ea.
SH44215	ME2.		43.95 ea.
SH44211	Closing Wheel with bearings. ME2.	AA43898	39.95 ea.
SH64340	Closing Wheel with bearing. Plus, Pro, XP, XP Pro, ME5, EE, ME5e; 1530, 1535.	AA39968	39.95 ea.
SH32325	Closing Wheel Tire; ME2, Plus, Pro, XP, XP Pro, ME5, EE, ME5e; 1530, 1535.	A22325	8.95 ea.
SH45638	Bearing Kit for rubber closing wheel. ME2.	AA35638	16.75 kit
SH57217	Dust Cap. ME2 with aluminum closing wheel halves.	A47217	2.50 ea.
GD7501	Bearing Kit for cast iron closing wheel. ME2, Plus, Pro; early XP, XP Pro.	AA34132, AA61722	13.50 kit
SH312132	Bearing for rubber closing wheel on Plus, Pro, XP, XP Pro, ME5, EE, ME5e; 1530, 1535; cast iron wheel on late XP, XP Pro; ME5, EE, ME5e.	AN212132	8.95 ea.
SH57217	Dust Cap for original JD cast wheel. ME2, Plus, Pro, XP, XP Pro, ME5, EE, ME5e.	A47217	2.50 ea.
SH2610	Snap Ring for original JD cast wheel. ME2, Plus, Pro, XP, XP Pro, ME5, EE, ME5e.	L1610N	.95 ea.

See pgs. 34, 39, 54 for Cast Iron Closing Wheels.

JD 7200-7300, 1700, DB, DR Series Planters - Shoup Parts For (Cont.)

Order No.	Description - Fits Models	Replaces JD No.	SHOUP Savings Price
SH48776	1.6 bu. poly seed hopper; for finger pickup meter and Precision Planting vSet Classic. ME2, Plus, XP, ME5.	AA38776	93.95 ea.
SH47995	1.6 bu. poly seed hopper; for John Deere vacuum meter. ME2 with single fill meter, Plus, XP.	AA37995	106.95 ea.
SH63858	Lid for 1.6 bu. seed hopper. ME2, Plus, XP, ME5.	AA53858	22.95 ea.
SH62360	Pivot bushing for seed hopper. 2 used. ME2 1992 & after, Plus, XP. Also ME2 prior to 1992 converting to poly hopper.	A52360	9.50 ea.
SH65673	3 bu. poly seed hopper with mounting brackets and lid; for finger pickup meter and Precision Planting vSet Classic. ME2, Plus, XP, ME5.	AA55673	379.95 ea.
SH65672	3 bu. poly seed hopper with mounting brackets and lid; for John Deere vacuum meter. ME2 with single fill meter, Plus, XP.	AA55672	379.95 ea.
SH81974	Lid for 3 bu. poly seed hopper. ME2, Plus, XP, ME5.	A71974	45.95 ea.
SH65666	Rubber latch strap with mounting hardware for lid on 3 bu. poly seed hopper. ME2, Plus, XP, ME5.	AA55666	19.50 kit
SH42909	Lid for 3 bu. fiberglass seed hopper. ME2, Plus.	AA32909	158.50 ea.
MFN8	Flange nut to attach vac or finger meter to poly hopper. 2 used.	—	.25 ea.
SH32119	Latch for seed hopper. ME2, Plus, XP, ME5, ME5e; 1535.	AA22119	6.50 ea.
SH68499	Insecticide or Herbicide Hopper for single meter with sloped bottom. ME2, Plus, XP, ME5, ME5e.	A58499	92.75 ea.
SH63856	Lid for insecticide/herbicide hopper. ME2, Plus, XP, ME5, ME5e.	AA53856	36.50 ea.
SH58969	Hinge for lid on insecticide/herbicide hopper. ME2, Plus, XP, ME5, ME5e.	A48969	2.95 ea.
SH60863	Insecticide Feed Wheel, hex bore. Black, 1-7/8" wide. ME2, Plus; XP double meter hopper. Confirm width.	A50863	10.75 ea.
SH47494	Hose, fits between insect./herb. funnel and diffuser. 9/16" I.D., 3/4" O.D., 25" length.	A37494	6.25 ea.
3506	Hose Clamp; for herbicide/insecticide hose.		.89 ea.
SH60763	Insecticide in-furrow placement bracket. Includes mounting hardware.	A50762B	10.50 ea.
SH42670	Slope compensating insecticide T-Bander; 4-1/2" band width, replaces rubber style diffuser. ME2; Plus to 1999.	B32601	11.25 ea.
SH42700	SH42670 with rubber windshield. 5" wide bottom opening.		16.25 ea.

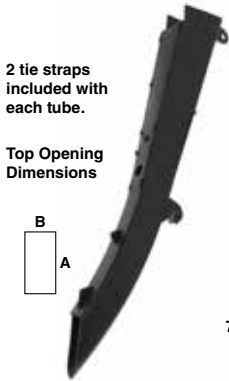
Seed Sensors Harnesses see pg. 23.

SH46170	Standard Sensor; for John Deere 100, 150, 200, 250, 300, 350 Computer-Trak Monitors built 1986 and after. Also fits DICKEY-john monitors with Weatherpack style connector.		54.95 ea.
SH55244	High-Rate Sensor; for John Deere 100, 150, 200, 250, 300, 350 Computer-Trak Monitors built 1986 and after. Also fits DICKEY-john monitors with Weatherpack style connector.		74.95 ea.

Note: Do not mix high-rate sensors with standard sensors on the same monitor system.

Seed Tubes

Order No.	Use with Sensor Type	Used on Row Unit	Dimensions A	Dimensions B	
SH36185	Standard	ME2	2-1/4"	1-3/4"	8.95 ea.
SH56515	High-Rate	ME2	2-1/4"	1-3/4"	8.95 ea.
SH46185	No sensor/no holes	ME2	2-1/4"	1-3/4"	8.95 ea.
SH58505	Standard	ME2, Plus	3"	2-1/4"	11.95 ea.
SH64775	High-Rate	ME2, Plus, Pro, XP, XP Pro, ME5, ME5e	3"	2-1/4"	11.95 ea.
SH68505	No sensor/no holes	ME2, Plus, Pro, XP, XP Pro, ME5, ME5e	3"	2-1/4"	11.95 ea.



700167







700201	Pin, .250" x 2.625". Use to mount tube to ME2, Plus, XP.		1.25 ea.
RDS1003	Clip. Use with 700201 pin.		.20 ea.
700167	Spring Pin. Use to mount tube to XP 2007 and after, ME5, ME5e.		3.25 ea.

	Order No.	Description - Fits Models	Replaces JD No.	SHOUP Savings Price
	SH43018	Corn Meter - Finger Pickup Complete corn meter see pg. 43.		
	SH35660	SH43018 Backing Plate with Adjustable Brush, for corn finger pickup. ME2, Plus, XP, ME5. Manufactured by Precision Planting.	AA35644	50.50 ea.
	SH35660	SH35660 Seed Brush, replaces either white or gray brush. ME2, Plus, XP, ME5. For original John Deere backing plate.	AA35660	4.95 ea.
	SH43040	SH43040 Adjustable Brush for Precision meter and Precision PopulationMax™ backing plate.		10.00 ea.
	SH43016	SH43016 Finger Wheel Assembly, for corn finger pickup. ME2, Plus, XP, ME5. Manufactured by Precision Planting.	AA60534	60.00 ea.
	CP532114	CP532114 Cotter Pin, for corn finger pickup.		.15 ea.
	SH43016	SH43016 Seed Belt, for corn finger pickup. ME2, Plus, XP, ME5. Manufactured by Precision Planting.	A67976	15.00 ea.
	SH32795	SH32795 Driver, for seed belt in corn finger pickup. ME2, Plus, XP, ME5.	A76093	7.50 ea.
	SH32305	SH32305 Idler, for seed belt in corn finger pickup.	A22305	3.15 ea.
	SH31578	SH31578 Bushing, use with SH32305 idler.	A21578	.89 ea.
	SH57532	SH57532 Housing Cover, for corn finger pickup. ME2, Plus, XP, ME5.	A47532	18.95 ea.
	SH43014	SH43014 Skip Stop™ is a replacement meter cover with a patented cushion system designed to eliminate seed bounce in the belt housing of finger pickup meters. Manufactured by Precision Planting.		28.00 ea.
	SH43015	SH43015 Cushion. Replacement for Skip Stop™.		17.00 ea.
<i>Rubber cushion dampens seed ricochet.</i>				
Soybean/Milo Brush Meter				
	SH6100	SH6100 Soybean brush meter, less seed disc; for planters with finger pickup meters. ME2, Plus, XP, ME5.		157.50 ea.
	SH8100	SH8100 Milo/Sorghum brush meter, less seed disc; for planters with finger pickup meters. ME2, Plus, XP, ME5.		164.95 ea.
	SH68634	SH68634 Meter retaining clip; required to install SH6100 and SH8100 on ME2 with fiberglass boxes.		2.95 ea.
	SH15794	SH15794 60 cell soybean disc, black, 2200-4000 seeds/lb.		14.25 ea.
	SH16184	SH16184 48 cell soybean disc, blue, 1400-2200 seeds/lb.		14.95 ea.
	SH15780	SH15780 60 cell high-rate small milo/sorghum disc, red, 12000-18000 seeds/lb.		14.95 ea.
	SH15982	SH15982 30 cell small milo/sorghum disc, red, 14000-20000 seeds/lb.		14.95 ea.
	SH16633	SH16633 60 cell high-rate large milo/sorghum disc, yellow, 10000-14000 seeds/lb.		14.95 ea.
	SH16187	SH16187 30 cell large milo/sorghum disc, light blue, 10000-16000 seeds/lb.		14.95 ea.
	SH57887	SH57887 Wing Nut. 2 used with seed discs.		1.65 ea.



Precision Planting eSet® delivers adjustment-free, trouble-free unbeatable singulation.



	720242	eSet® Vacuum Meter eSet® not available for 1991 and earlier that have meter housing with two seed ports. For standard hoppers (after 1991) on ME2; Plus, XP, ME5, ME5e.		150.00 ea.
	720136	For Pro, XP Pro with Mini hopper. Includes hopper and lid.		150.00 ea.
	720244	eSet® Vacuum Options for Pro-Series™ Flap Kit. 1790 with 15" or 20" rows. Use on wing rows to prevent seed from flowing back into supply tubes on rows that tip upward during transport. Includes flaps for 4 rows.		15.00 kit
	720206	Elbow Kit. 1790 with 15" or 30" rows. Improves routing of supply tube to hopper on 4 center rows. 1 kit for 4 rows.		35.00 kit
	720245	Y-Tube Kit. Deere Bauer Pro-Series 32 row and larger. 1 used for each "Y" style elbow on planter (located on right front corner of mini-hopper).		36.00 kit
	720384	eSet® Replacement Components See pg. 69 for Vac Meter Seals		
	720384	Brush Kit. Includes 1 long and 1 short brush.		6.00 kit
	720185	Seed Extractor.		6.00 ea.
	720230	Singulator Assembly.		50.00 ea.
	720268	Seed Deflector Kit. Includes 4 liner springs and screws.		4.00 kit
	730169	Accessories 30 in. Vacuum Pressure Gauge with filter.		110.00 ea.

	Order No.	Description - Fits Models	Replaces JD No.	SHOUP Savings Price
	SH17445	Vac Meter, less seed plate. ME2, Plus, XP. Order (1) SH52586 seed plate for soybeans, (1) SH61071 kit per meter for corn.	AA97445	269.95 ea.
	SH17446	Vac Meter with eSet installed. ME2, Plus, XP.		399.95 ea.
	SH17447	Meter Conversion Kit. ME2. Order (1) SH52586 seed plate for soybeans, (1) SH61071 kit per meter for corn.		389.95 ea.
	SH17448	Meter Conversion Kit with eSet installed. ME2.		525.95 ea.
	SH04259	Chamber Door; for snap-in knockout wheel or scraper. ME5, ME5e; also ME2, Plus, Pro, XP, XP Pro when used with snap-in knockout wheel or scraper.	A94259	20.95 ea.
	SH66670	Plate Hub Seal; ME2, Plus, Pro, XP, XP Pro, ME5, ME5e.	A46670	7.95 ea.
	SH99297	Hub Kit. Includes hub, handle, spring, bushing. ME2, Plus, Pro, XP, XP Pro, ME5, ME5e.	AA89297	24.95 ea.
	SH95825	Cover. ME2, Plus, Pro, XP, XP Pro, ME5.	A85825	10.95 ea.
	SH235861	Chamber Door Seal; ME2 prior to 1991. Meters prior to 1991 may have updated chamber door, check shape before ordering.	H135861	11.25 ea.
	SH72259	Chamber Door Seal, soft; ME2 1991 and after; Plus, Pro; XP to s/n 715100.	A52259	10.95 ea.
	SH84191	Chamber Door Seal, hard; XP s/n 715101 & up, XP Pro, ME5, ME5e.	A74191	11.25 ea.
	SH54990	Chamber Door Latch; ME2, Plus, Pro, XP, XP Pro, ME5, ME5e.	A44990	4.50 ea.
	SH47348	Knockout wheel, bolt-on , for 40 hole flat corn plate. ME2, Plus, Pro, XP, XP Pro.	AA37348	10.95 ea.
	SH91736	Knockout wheel, snap-in , for 40 hole flat corn plate. ME5, ME5e; ME2, Plus, Pro, XP, XP Pro with SH04259 or A94259 chamber door.	AA81736	12.95 ea.
	SH47076	Scraper, bolt-on . ME2, Plus, Pro, XP, XP Pro.	AA37076	7.95 ea.
	SH89993	Scraper, snap-in . ME5, ME5e; ME2, Plus, Pro, XP, XP Pro with SH04259 or A94259 chamber door.	AA79993	7.95 ea.
	SH71046	Double Eliminator (one kit per row). Includes eliminator, cam, screw and rivets. ME2, Plus, XP.	AA61046 (2 rows)	19.95 kit
	SH42868	Standard Vac Meter Brush; ME2, Plus, Pro, XP, XP Pro, ME5, ME5e. Not for use with medium or large edible beans, peanuts.	AA32868	4.50 ea.
	SH61837	Brush Support. ME2, Plus, XP, ME5.	A51837	7.95 ea.
	SH61838	Adjustable Seed Baffle, Isolator. ME2, Plus, XP, ME5.	A51838	11.95 ea.
	SH79629	Angled Vac Brush, above hub; Pro, XP Pro.	A69629	5.25 ea.
	SH84214	Seed Well Brush for Cell Plate; Pro, XP Pro.	A74214	5.75 ea.
	SH88723	Seed Well Brush for Flat Plate; Pro, XP Pro.	A78723	8.25 ea.
	SH48393	Flex Coupler with meter lockout; ME2, Plus, XP, ME5.	AA38393	27.95 ea.
	SH61643	Retaining Pin for SH48393 flex coupler.	SH61643	.75 ea.
	SH06571	Handle for vac meters with cable drive; Pro, XP Pro 3/2006 and after.	A96571	7.95 ea.
	SH62388	Shank Cover for vac meter; ME2, Plus, XP.	A52388	8.25 ea.
	SH62391	40 hole flat seed plate, corn/large sweet corn. Replaces ProMAX™ 40 seed plate. ME2, Plus, Pro, XP, XP Pro, ME5, ME5e.	A52391	28.95 ea.
	SH52586	108 cell soybean plate. ME2, Plus, Pro, XP, XP Pro, ME5, ME5e.	A42586	21.95 ea.
Vac Meter Corn Plate Update Kits				
Update from cell style corn seed plates to 40 hole flat seed plates. The 40 hole flat seed plate allows different seed sizes to be planted with one plate. No need to change plates when changing seed size. 40 holes allow the seed plate to rotate slower allowing more time for seed to fill every hole in the plate. Increased vacuum is required to hold the seeds to the plate so a double eliminator is included in the kit to minimize the chance of two seeds sticking to one hole in the plate.				
	SH61070	Update kit with bolt-on knockout wheel . Includes SH62391 40 hole flat seed plate, SH71046 double eliminator kit, SH47348 bolt-on style knockout wheel. (1 kit per row). ME2 1991 & after, Plus, XP. 30 in. pressure gauge is recommended with flat seed plates, Order No. SH48407.		59.95 ea.
	SH61071	Update kit with snap-in knockout wheel . Includes SH62391 40 hole flat seed plate, SH71046 double eliminator kit, SH91736 snap-in style knockout wheel. (1 kit per row). ME2 1991 & after, Plus, XP.		64.95 ea.

JD 7200-7300, 1700, DB, DR Series Planters - Shoup Parts For (Cont.)

	Order No.	Description - Fits Models	Replaces JD No.	SHOUP Savings Price
Vacuum Hose with Elbows for Row Units				
	SH43985	41-5/16" 7200, 7240, 7300, 7340, 1700, 1705, 1710, 1715, 1720, 1725, 1725C, 1725NT, 1730, 1735, 1750, 1755, 1760, 1760NT, 1765, 1765NT, 1770, 1770NT, 1775, 1775NT, 1780, 1785, 1790, 1795; DB, DR series.	AA33985	34.50 ea.
	SH44177	48-3/8" 7240, 7300, 7340, 1720, 1725, 1725C, 1725NT, 1730, 1735, 1770, 1770NT, 1775, 1775NT, 1780, 1785, 1790, 1795; DB, DR series.	AA34177	38.95 ea.
	SH50416	56-1/16" 1725, 1725C, 1725NT, 1755, 1760, 1760NT, 1765NT, 1770NT, 1775NT, 1790, 1795; DB series.	AA40416	40.95 ea.
	SH61708	72-3/16" 1760NT, 1765NT, 1770NT, 1775NT, 1790, 1795.	AA51708	53.25 ea.
CCS Planters Bulk Seed Delivery Hose - for use between manifold and seed boxes. 1-1/4" I.D. black hose, reinforced, smooth outer and inner covers.				
	SH04642	100 ft. roll	A94642	193.80 roll
	SH04114	50 ft. roll	A94642	109.20 roll
	SH88049	Flexible manifold hose; 3-1/8" I.D., 123" long.	A78049	79.95 ea.
	SH204837	Bridge clamp, use with SH88049 manifold hose.		7.75 ea.
	SH75865	Vacuum Blower Motor with 2 hydraulic ports (prior to 2005). 7200, 7240, 7300, 7340; 1700, 1710, 1720, 1730, 1750, 1760, 1760NT, 1770, 1770NT, 1780 to s/n 710100.	AA65865	469.00 ea.
	SH94088	Vacuum Blower Motor with 3 hydraulic ports (2006 & after). 1700, 1710, 1720, 1730, 1750, 1760, 1760NT, 1770, 1770NT, 1780 s/n 715101 & up; 1790 s/n 715336 & up; 1705, 1715, 1725, 1725C, 1725NT, 1735, 1745, 1755, 1765, 1765NT, 1775, 1775NT, 1785, 1795; DB, DR series.	AA84088, AA99649	619.00 ea.
	SH69411	Return Tip, Single Directional Flow. 3/4"-16 o-ring thread. For return hose from hydraulic motor to tractor. Prevents hooking up hoses incorrectly and damaging hydraulic motor seal. When disconnected from coupler the tip will vent if needed. Use with SH75865, SH94088 vacuum motors.	AA59411, AA40149	42.95 ea.
	8010-15	Pressure Tip, Standard ISO. 3/4"-16 o-ring thread. For pressure hose from tractor to intake on hydraulic motor.	AR94522	10.95 ea.
	SH69671	Case-Drain Flat Tip. 3/4"-16 o-ring thread. Safety valve opens at 10 PSI if tip is not hooked to the coupler. Prevents damage to hydraulic motor seal. Use with SH94088 vacuum motor.	AA59671	79.95 ea.
	SH29919	Case-Drain, Breakaway Coupler. For use with SH69671 flat tip. Male o-ring thread 22mm x 1.5mm.	TA19919, RE584722, RE222718	98.95 ea.
	SH43360	15 in. Pressure Gauge with Filter; vacuum, blower fan.	AH133360	124.75 ea.
	SH48407	30 in. Pressure Gauge with Filter; vacuum, blower fan.	AA38407	134.75 ea.
SH43360, SH48407 used on 7200, 7240, 7300, 7340, 1700, 1705, 1710, 1715, 1720, 1725, 1730, 1735, 1750, 1755, 1760, 1760NT, 1765, 1765NT, 1770, 1770NT, 1775, 1775NT, 1780, 1785, 1790, 1795; DB series.				

COPPERHEADAG



The Furrow Cruiser's crumbling and firming action promotes seed-to-soil contact, prevents furrow re-opening and eliminates sidewall compaction.

A unique tooth design and built-in depth control simultaneously apply light pressure to both sides of the furrow so seeds are not flipped out of the row and soil is not over worked.

Furrow Cruiser II - One piece molded UHMW material with the same unique design for virtually all soil and tillage conditions.



Ring Set, Poly



Wheel Assemblies w/Poly Rings



Wheel Assemblies Furrow Cruiser II



Spike Wheel, Cast

Fits Planter/Drill Models

	Order No.	Style	
John Deere MaxEmerge™; Kinze® to 1993; Monosem with roll pin wheels.	CW1243	Wheel Assemblies w/Poly Ring	245.00 row
	CW1643	Wheel Assemblies, Furrow Cruiser II	205.00 row
	CW1450	Spiked Wheel, Cast	315.00 row
John Deere MaxEmerge®2.	CW1241	Ring Set, Poly	130.00 row
	CW1246	Wheel Assemblies w/Poly Ring	220.00 row
	CW1646	Wheel Assemblies, Furrow Cruiser II	185.00 row
John Deere MaxEmerge®Plus, Pro, XP, XP Pro, ME5, EE, ME5e; 1530, 1535; Kinze® 2000 series 1993 & after, 3000, 3005, 4000, 4005 series; Great Plains, Monosem Plus with bolt-on wheels; White 6000, 8000, 9000, PA, VE series.	CW1241	Ring Set, Poly	130.00 row
	CW1249	Wheel Assemblies w/Poly Ring	220.00 row
	CW1649	Wheel Assemblies, Furrow Cruiser II	185.00 row
	CW1440	Spike Wheel, Cast	294.00 row

SHOUP® Replacement Parts for John Deere Pro-Shaft™ with Plus, Pro, XP, XP Pro, ME5 Row Units and Vacuum Meters




Order No.	Description	Replaces JD No.	SHOUP Savings Price
SH67397	Driveline Gear Case; includes SH84890 pin.	AA57397	164.50 ea.
SH84890	Drive Cable Retaining Pin, used with SH67397.	A74890	4.25 ea.
SH91649	Meter Gear Case; with electric clutch, replaces RowCommand™. SH91649 not compatible with Pro, XP Pro planters equipped with eSet® meters.	AA81649, AA73473, AA74046	499.95 ea.
SH64374	Meter Gear Case; without electric clutch.	AA54374	159.95 ea.
SH68175	Locking Pin Service Kit. Includes pin, o-ring, washer, retaining washer; used with SH91649, SH64374.	AA58175	12.95 kit
SH67526	Drive Cable, replaces Pro-Shaft™; 22-5/8" long.	AA57526, AA62436	121.95 ea.
SH67544	Drive Cable, replaces Pro-Shaft™; 29-7/8" long.	AA57544, AA62437	129.95 ea.
SH71269	Drive Cable, replaces Pro-Shaft™; 33" long.	AA61269	137.50 ea.
SH67578	Drive Cable, replaces Pro-Shaft™; 48-3/8" long.	AA57578	174.95 ea.
SH67524	Drive Cable, replaces Pro-Shaft™; 59-3/8" long.	AA57524	209.95 ea.

SH67526, SH67544,
SH71269, SH67578, SH67524



Replacement Chains for Planters with ME2, Plus and XP Row Units

Order No.	Description — Fits Models	Connector Link Included.	Import	SHOUP Savings Price
Seed Meter Chain for ME2, Plus, XP with:				
11241	Vacuum Meter with Standard Parallel Arms. 112 links.			7.69 ea.
14041	Vacuum Meter with Long Parallel Arms. 140 links.			9.80 ea.
10341	Finger Pickup Meter with Standard Parallel Arms. 103 links.			7.69 ea.
13241	Finger Pickup Meter with Long Parallel Arms. 132 links.			9.39 ea.
10441	Plate Type Meter. 104 links.			7.75 ea.
Insecticide/Herbicide Chain for ME2 prior to 1992 with:				
10441	Vacuum Seed Meter. 104 links.	Note: ME2 after 1992 have a knob to shut off insecticide/herbicide drive on outside of hopper panel.		7.75 ea.
10241	Finger Pickup Seed Meter. 102 links.			7.69 ea.
Insecticide/Herbicide Chain for ME2 1992 and up; all Plus, XP with:				
11341	Vacuum Seed Meter. 113 links.			7.69 ea.
11041	Finger Pickup Seed Meter. 110 links.			7.59 ea.
10241	Plate Type Seed Meter. 102 links.			7.69 ea.
Seed Transmission Chain for:				
10540	7200, 1750 with 7" x 7" frame; all 7300, 1700, 1710, 1720; 1770 12-row wide, 16 and 24-row narrow. 105 links.			10.10 ea.
8640	7200, 1750 with 7" x 7" frame; all 7300, 1700, 1710, 1720, 1760, 1770. 86 links.			8.49 ea.
15240	1760 (all); 1770 12-row narrow. 152 links.			14.09 ea.
7540	7200, 1750 4-row (all), 6-row narrow with 5" x 7" frame. 75 links.			9.75 ea.
532040	7200, 1750 4-row (all), 6-row narrow with 5" x 7" frame. 53 links.			9.80 ea.
011240	7340, 1730. 112 links.			11.95 ea.
9340	7340, 1730. 93 links.			9.50 ea.
10440	7240, 1780. 104 links.			10.10 ea.
12840	7240, 1780. 128 links.			11.75 ea.
Center Drillshaft to Jackshaft Chains for: See pg. 72 for seed, fertilizer and drive wheel idler sprockets.				
6041	7200 Flex-Fold, 1770 Flex-Fold. 60 links.			6.30 ea.
Main Wheel Drive Chains for:				
11450	7200, 1750 4-row (all), 6-row narrow with 7" x 7" frame. 114 links.			17.50 ea.
542050	7200, 1750 4-row (all), 6-row narrow with 5" x 7" frame. 54 links.			14.99 ea.
11450	7200 8-row (all), 12-row narrow. 114 links.			17.50 ea.
14050	7200, 1770 12-row wide, 16 and 24-row narrow. 140 links.			20.75 ea.
11650	7300, 7340, 1700, 1710, 1720, 1730. 116 links.			17.75 ea.
8740	1760 (all), 1770 12-row narrow with one half width disconnect. 87 links.			8.75 ea.
9340	1760 (all), 1770 12-row narrow without one half width disconnect. 93 links.			9.50 ea.
9350	1790. 50 links.			14.15 ea.

JD 7200-7300, 1700, DB, DR Series Planters - Shoup Parts For (Cont.)

	Order No.	Description - Fits Models	Replaces JD No.	SHOUP Savings Price
	SH54259	Bearing, clutch actuator shaft, 9/16" hex bore; 7200, 1750, 1755.	AA34259	19.95 ea.
	SH55646	Bearing, seed drive line, 7/8" hex bore; 7200 Wing Fold, 7200 Flex Fold, 7300 Vertical Fold, 1710, 1715, 1760, 1760NT, 1765, 1765NT, 1770, 1770NT, 1775, 1775NT, 1780, 1785, 1790, 1795; DB, DR series.	AA35646	13.95 ea.
	Sprocket with bearing for row unit and drive line, check width.			
	SH55645	19 tooth sprocket, 2-1/2" width.	AA35645	27.95 ea.
	SH46212	19 tooth sprocket, 2-1/8" width.	AA36212	29.50 ea.
	SH233868	19 tooth sprocket, 1-1/2" width.	AH133868	32.95 ea.
	SH59877	Sprocket assembly, 28-28 tooth cluster with bearings; hopper and insecticide drive, vacuum units only. ME2, Plus, XP, ME5.	AA49877	69.25 ea.
	SH46888	Sprocket assembly, 13-19 tooth cluster with bearings; hopper and insecticide drive, finger pickup units only. ME2, Plus, XP, ME5; 1535.	AA36888	44.95 ea.
	SH65345	Support bracket with hardware for sprockets SH59877 or SH46888. ME2, Plus, XP, ME5; 1535.	A55343	10.50 ea.
	SH47717	Drive sprocket for herbicide/insecticide. ME2 1992 and after, Plus, XP, ME5.	AA37717	36.75 ea.
	SH48518	Tension Spring; seed drive.	A63534	2.09 ea.
	SH59644	Tension Spring; insecticide/herbicide drive.	A49644	2.90 ea.
	SH35369	Idler arm; use with SH33838 idler.	A50564	6.49 ea.
	SH24203	Snap Ring; use with SH35369.	SH24203	.99 ea.
	SH33838	Plastic Idler, 1-9/16" diameter; seed drive on vacuum and finger pickup units, insecticide/herbicide drive. ME2 prior to 1992.	A22838	1.30 ea.
	SH64688	Spacer Bushing Roller, 2-3/16" long; use with SH33838 idler. 1 per row.	A54688	2.19 ea.
	SH42729	Idler sprocket, 14 tooth for 40 chain; seed and fertilizer transmission. 7200, 7240, 7300, 7340, 1700, 1705, 1710, 1715, 1720, 1725, 1730, 1735, 1750, 1755, 1760, 1760NT, 1765, 1765NT, 1770, 1770NT, 1775, 1775NT, 1780, 1785, 1790, 1795; DB, DR series; 1530, 1535.	AA32729	18.95 ea.
	SH52776	Idler sprocket, 12 tooth for 50 chain; for seed transmission; also drive wheels on 7200, 7300, 7340, 1700, 1705, 1710, 1715, 1720, 1725, 1730, 1735, 1750, 1755, 1770, 1770NT, 1775, 1775NT, 1790, 1795; DB series.	AA32776	17.50 ea.
	SH41691	Transmission Sprocket, 16-20-24-29-35 tooth cluster; all except 1770NT and 1775NT 24 row; 1790, 1795.	AA31691	112.75 ea.
	SH41692	Transmission Sprocket, 24-25-26-27-28 tooth cluster; all except 1770NT and 1775NT 24 row; 1790, 1795.	AA31692	112.75 ea.
	SH42197	Transmission Sprocket, 18-48 tooth cluster; all except 7240, 1750 Standard, 1770NT, 1775NT, 1780, 1785, 1790, 1795.	AA32197	72.25 ea.
	SH43610	Rubber Spacer; seed and fertilizer transmission.	A43610	5.10 ea.
	Sprocket and Ratchet for Countershaft			
	7200, 7300, 7340, 1700, 1705, 1710, 1715, 1720, 1725, 1730, 1735, 1750, 1755, 1770; DB series.			
	SH70385	Left, Sprocket and Ratchet Assembly.	Includes 19 tooth sprocket, carrier with 7/8" hex bore, dogs, springs, set screw.	91.95 ea.
	SH70384	Right, Sprocket and Ratchet Assembly.		91.95 ea.
	SH60385	Left, Sprocket for countershaft ratchet.	A50385	29.95 ea.
	SH60384	Right, Sprocket for countershaft ratchet.	A50384	29.95 ea.

	Order No.	Description - Fits Models	Replaces JD No.	SHOUP Savings Price
Countershaft Ratchet Components				
7200, 7300, 7340, 1700, 1705, 1710, 1715, 1720, 1725, 1730, 1735, 1750, 1755, 1770, 1770NT, 1775NT; DB series.				
	SH56637	Carrier.	A46636	48.50 ea.
	SH56636	Dog ratchet (2 used per assembly).	A46637	6.75 ea.
	SH56642	Spring (2 used per assembly).	A82042	2.95 ea.
	SH60744	Set Screw (2 used per assembly).	A50744	2.25 ea.
	MHN8	Hex Nut; use with SH60744 (2 used per assembly).	14M7273	.12 ea.
	SH2152	Snap Ring.	L1152N	.90 ea.
	CPM5X25	Cotter Pin (2 used per assembly).	11M7084	.20 ea.
	DG11050	Washer (2 used per assembly).	24H1338	.20 ea.
Drive Wheel Idler Arm and Spindle				
7200, 7300, 7340, 1700, 1705, 1710, 1715, 1720, 1725, 1730, 1735, 1750, 1755, 1770; DB series.				
	SH61003	Idler Arm, left.	A51003	34.50 ea.
	SH61002	Idler Arm, right.	A51002	34.50 ea.
	SH50657	Pivot Bushing for SH61002, SH61003.	A40657	18.25 ea.
	SH50689	Spindle Shaft, drive wheel.	A40689	64.95 ea.
	SH50690	Spindle Nut with set screw for SH50689.	A22468	6.75 ea.
	SH60386	Sprocket, drive wheel, 28 tooth; 7200 (4 row thru 12 narrow), 7300, 7340, 1700, 1705, 1710, 1715, 1720, 1725, 1730, 1735, 1750, 1755; DB series.	A50386	28.95 ea.
	SH42167	Bearing Kit for 6-bolt wheels; except rear lift caster wheels. 7200, 7300, 7340, 1700, 1705, 1710, 1715, 1720, 1725, 1725NT, 1730, 1735, 1750, 1755, 1760, 1760NT, 1765NT, 1770, 1775, 1775NT; DB, DR series.	—	19.95 kit
	SH56643	Spring for drive wheel chain idler; 7200 (7" x 7" frame only), 7300, 7340, 1700, 1705, 1710, 1715, 1720, 1725, 1730, 1735, 1750, 1755, 1770, 1770NT, 1775, 1775NT, 1790, 1795; DB series.	A46643	2.90 ea.
	SH0895	Bearing Kit for 6-Bolt Hub; (2) bearings with seals, (2) cups. 1780 folding: 12-30", 16-22", 16-30", 23-15", 31-15".	(2) JD8904 & (2) JD7441	48.95 ea.
	SH6150	Bearing Kit for 6-Bolt Hub; (2) bearings, (2) cups, seal, cotter pin, dust cover. 1780 folding: 24-20".	—	18.25 ea.
	SH313106	Bearing, contact drive wheel axle, 1-1/4" hex bore. 7240, 1780, 1785, 1790; DB series.	AFH213106, JD9420	33.75 ea.
	FL72MSTR	Flange set for SH313106.		6.90 set
	SH38271	Bearing, 7/8" hex bore, flat outer race; for wheel frame, seed and fertilizer transmission. 7200, 7240, 7300, 7340, 1700, 1705, 1710, 1715, 1720, 1725, 1730, 1735, 1750, 1755, 1770, 1770NT, 1775, 1780, 1785, 1790; DB, DR series.	AA28271	15.95 ea.
	S1115	Pivot Bushing for wheel arm; 7200, 1750, 1770.	A64190	6.75 ea.
	NPS014RPC	Bearing with locking collar for clutch assembly (2 used); 7200, 1750, 1755, 1770.	JD8562	14.25 ea.
	SH32097	Bearing, 7/8" hex bore, curved outer race; seed and fertilizer transmission, countershaft drives. 7200, 7240, 7300, 7340, 1700, 1705, 1710, 1715, 1720, 1725, 1730, 1735, 1750, 1755, 1760, 1760NT, 1765, 1765NT, 1770, 1770NT, 1775, 1775NT, 1780, 1785, 1790, 1795; DB series; 1530, 1535.	AA22097, JD9260	14.50 ea.
	FL52MSTR	Flange set for transmission and countershaft bearings.	A31800	3.90 set
	SH27261	Spring for seed transmission idler; 7200, 7300, 7340, 1700, 1705, 1710, 1715, 1720, 1725, 1730, 1735, 1750, 1755, 1760, 1760NT, 1765, 1765NT, 1770, 1775.	CJ17261, A45443	11.95 ea.

See pgs. 51-55 for additional row cleaner parts.




Groff openers use SH37458.



SH44085



SH45913
SH63696



SH43861



SH65686



SH53640



SH52404



SH53208


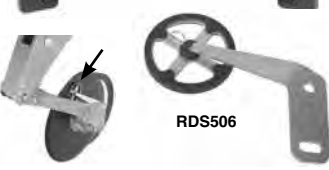


SH45601




SH33360
Stainless Steel

Order No.	Description - Fits Models	Replaces JD No.	SHOUP Savings Price
Double Disc Fertilizer Blades and Bearings			
SH37458	Double Disc Fertilizer Blade with bearing, 13-1/2" diameter. Fits double disc attachment that mounts to fertilizer bar.	AA57466	36.95 ea.
JN12	Jam Nut, right hand thread for SH37458, SH37500.		.45 ea.
JN12LH	Jam Nut, left hand thread for SH37458, SH37500.		.95 ea.
SH49004	Double Disc Fertilizer Blade with bearing, 13-1/2" diameter. Fits double disc attachment that mounts to face of row unit (except Groff, order SH37458).	AA57467	39.95 ea.
MJN16RH	Jam Nut, right hand thread for SH49004, SH49500.		.75 ea.
MJN16LH	Jam Nut, left hand thread for SH49004, SH49500.		.95 ea.
SH39400	Flat Dust Cap for double disc fertilizer opener.	B29400	1.75 ea.
SH41485	Bearing; replacement for fertilizer opener.	AA21480	5.95 ea.
SH20651	Rivet, Oval Head, 1/4" dia., 1-1/2" long; 6 used on SH37458.		.30 ea.
SH16749	Rivet, Oval Head, 1/4" dia., 1-3/4" long; 6 used on SH49004.		.35 ea.
SH37500	Notched double disc fertilizer kit. Includes (1) 13-1/2" notched and (1) 12" smooth blade. Fits double disc attachment that mounts to fertilizer bar. Complete double disc fertilizer attachments available, see pg. 49.		99.95 row
SH49500	Notched double disc fertilizer kit. Includes (1) 13-1/2" notched and (1) 12" smooth blade. Fits double disc attachment that mounts to face of row unit (except Groff, see SH37500).		104.95 row
SH44085	Outside Scraper, with mounting hardware; for double disc fertilizer openers that mount to fertilizer bar. 2 per row.	A24085	4.75 ea.
SH45913	Inside Scraper for double disc fertilizer openers that mount to fertilizer bar. 1 per row.	B35913	3.90 ea.
SH63696	Inside Scraper for early double disc fertilizer openers that mount to face of row unit. 1 per row.	A53696	7.25 ea.
SH45914	Inside washer, hex bolt, lock washer for SH45913, SH63696.		3.25 ea.
SH65686	Scraper kit; replaces original John Deere spring loaded attachment. Includes (2) scrapers with tungsten inserts for fertilizer double disc attachment that mounts to face of row unit.	AA55686	29.95 row
SH43861	Liquid Spout for double disc openers that mount to fertilizer bar. Use with 5/8" I.D. hose.	AA33861	23.75 ea.
SH53640	Liquid Spout, stainless with tungsten wear strips. For double disc openers that mount to face of row unit.	AA43640	41.50 ea.
SH57997	Semi-transparent Liquid Fertilizer Hose, 5/8" I.D.; sold in 50 ft. rolls. For use between metering pump and fertilizer spout. (Not pictured)	A47997	63.50 roll
SH52404	Double Disc Fertilizer Shank. Fits double disc attachment that mounts to face of row unit. See pg. 10 for fertilizer shank that mounts on fertilizer bar.	AA42404	142.80 ea.
SH53208	Hose Standard Rate; liquid fertilizer pump. 1 per row. Sold individually.	AA37550 for set of 6	14.75 ea.
SH45601	Dry Fertilizer Tube for single and double disc openers.	B35601	8.75 ea.
62032	Hose Clamp for SH45601 Dry Fertilizer Tube.		.99 ea.
SH33360	Stainless Steel Dry Fertilizer Spout for double disc openers. Will replace plastic spout JD No. AA38905.		16.25 ea.



Order No.	Description - Fits Models	Replaces JD No.	SHOUP Savings Price
Single Disc Fertilizer Blades, Bearings, Shoes			
SH58720	Fertilizer Blade for Single Disc Opener; 3-1/2" bolt circle; all except early 1770NT and 1790.	A48720, A72358	32.95 ea.
SH82404	Fertilizer Blade for Single Disc Opener; 4-3/32" bolt circle; early 1770NT and 1790.	A72404	41.95 ea.
MHB8X25	Hex Bolt for SH58720 and SH82404.		.25 ea.
MHN8	Hex Nut for SH58720 and SH82404.		.12 ea.
SH58750	Bearing Kit for single disc opener. Includes (2) tapered bearings, (2) cups, (2) seals, (2) seal retainers.		25.95 kit
SH58724	Spindle; all except 1770NT, 1775NT, 1790, 1795 with 6" x 10" or 7" x 7" fertilizer bar.	A48724	31.75 ea.
SH82403	Spindle; 1770NT, 1790 to s/n 720100 with 6" x 10" or 7" x 7" fertilizer bar.	A72403	44.50 ea.
SH92768	Spindle; 1770NT, 1790 s/n 720101 & up with 6" x 10" or 7" x 7" fertilizer bar; 1775NT, 1795.	A82768	44.50 ea.
SH237235	Spindle Nut. 2 used on SH58724, SH82403, SH92768.	H137235	5.49 ea.
SH22898	Set Screw. 2 used on SH237235.	22H898	.90 ea.
SH58726	Gauge Wheel Depth Control Arm; all except 1770NT, 1775NT, 1790, 1795 with 6" x 10" or 7" x 7" fertilizer bar.	A69130	20.75 ea.
SH58727	Depth Control bolt and lock nut for SH58726.		.95 ea.
Left and Right Gauge Wheel Arms with Shaft			
SH45146	Left All except 1770NT, 1775NT, 1790, 1795 with 6" x 10" or 7" x 7" fertilizer bar.	AA35146	48.95 ea.
SH45145	Right	AA35145	48.95 ea.
SH65984	Left 1770NT, 1790 to s/n 720100 with 6" x 10" or 7" x 7" fertilizer bar.	AA55984	69.95 ea.
SH65983	Right	AA55983	69.95 ea.
SH75566	Left 1770NT, 1790 s/n 720101 & up with 6" x 10" or 7" x 7" fertilizer bar; 1775NT, 1795.	AA65566	69.95 ea.
SH75564	Right	AA65564	69.95 ea.
Gauge Wheel for Single Disc Opener; all except 1770NT, 1790 to s/n 720100 with 6" x 10" or 7" x 7" fertilizer bar.			
SH59920	Complete Gauge Wheel Assembly.		77.95 ea.
SH7397	Mounting Bolt, right hand thread for SH59920.	19M7397	1.60 ea.
SH8355	Mounting Bolt, left hand thread for SH59920.	19M8355	2.10 ea.
SH59918	Gauge Wheel Tire.	A49918	31.25 ea.
SH59917	Gauge Wheel Half, steel, yellow.	A49917	16.50 ea.
MHB6X20	Hex Bolt for SH59917. 10 used.		.18 ea.
MLN6	Lock Nut for SH59917. 10 used.		.10 ea.
SH48006	Hub Kit for SH59920. Includes hub, spacer, dust cap.	AA38006	6.25 kit
SH41485	Bearing for SH59920.	AA21480	5.95 ea.
SH62024	Plastic Dust Cap for SH59920. Does not replace steel cap.	A52024	.95 ea.
Liquid Single Disc Fertilizer Cast Shoes Use on fertilizer bar sizes			
SH62157	Liquid Shoe, left.	All 3" x 3", 3" x 7", 5" x 7"; 6" x 10", 7" x 7" to s/n 720100	A52157 46.95 ea.
SH62156	Liquid Shoe, right.		A52156 46.95 ea.
SH92833	Liquid Shoe, left.	6" x 10", 7" x 7" s/n 720101 & up	A82833 55.95 ea.
SH92832	Liquid Shoe, right.		A82832 55.95 ea.
Dry Single Disc Fertilizer Cast Shoes			
SH239125	Standard Dry shoe, left.	H139125	65.95 ea.
SH239126	Standard Dry shoe, right.	H139126	65.95 ea.
Angled Dry Shoes used on Front Fold planters only (Qty. used).			
SH62149	Angled Dry shoe, left.	12 row (1); 16 row (2)	A52149 64.50 ea.
SH62150	Angled Dry shoe, right.	12 row (1); 16 row (2)	A52150 64.50 ea.
Fertilizer Cast Shoe Hardware Use with			
SH62155	Mounting bolt w/lock nut.	SH62149, SH62150, SH62156, SH62157, SH239125, SH239126.	3.95 ea.
SH62165	Adjustment bolt w/nuts.		3.95 ea.
SH92831	Mounting bolt w/lock nut.	SH92832, SH92833.	2.20 ea.
SH92830	Adjustment bolt w/lock nut.		1.40 ea.
Single Disc Fertilizer Pivot Bracket Use with			
SH62443	Pivot Bracket, left.	SH62157, SH239125, SH62149.	A52443 48.95 ea.
SH62442	Pivot Bracket, right.	SH62156, SH239126, SH62150.	A52442 48.95 ea.
Rotary Scraper for Single Disc Fertilizer Opener.			
RDS506	Right Scraper Assembly.	Fits all except 1770NT, 1775NT, 1790, 1795 with 6" x 10" or 7" x 7" fertilizer bar.	15.95 row
RDS507	Left Scraper Assembly.		15.95 row



SHOUP® Replacement Parts for Case-IH 800, 900, 950, 955, 1200, 2000 Series Planters

1200 series: 1200, 1200PT, 1210, 1215, 1220, 1225, 1230, 1235, 1240, 1245, 1250, 1255, 1260, 1265.

2000 series: 2130, 2140, 2150, 2160.



Order No.	Description	Thickness	Bearing used	Replaces Case-IH No.	SHOUP Savings Price
14" Seed Opener Assemblies - 800, 900, 950, 955, 1200 series					
Standard Stamped Steel Hub					
SH84196	Leading Opener	3.5mm	Std. Single Row	84389196	32.95 ea.
SH84195	Trailing Opener	3.5mm	205 series	84389195	32.95 ea.
Hardware for SH84196, SH84195					
SH84210	Hex Bolt, RH thread; 5/8" x 1-5/8". 1 per row.				2.25 ea.
SH84215	Hex Bolt, LH thread; 5/8" x 1-5/8". 1 per row.				2.50 ea.
SH492709	Steel Dust Cap; use with SH84196, SH84195.			492709R2	1.75 ea.
SH26160	Shim Washer, .030" thick; for seed opener.			1268381C1 (.054 thick)	.25 ea.

Standard Stamped Steel Hub					
SH47496	Leading Opener	3.5mm		47828496	42.95 ea.
SH47497	Trailing Opener	3.5mm	Heavy Single Row	47828497	42.95 ea.
SH84318	Leading Opener	4.5mm	205 series	84416318	45.95 ea.
SH84319	Trailing Opener	4.5mm		84416319	45.95 ea.
Heavy Duty Cast Hub					
SH90905	Leading Opener	3.5mm		90324905	51.95 ea.
SH90957	Trailing Opener	3.5mm	Heavy Single Row	90324957	51.95 ea.
SH90367	Leading Opener	4.5mm	205 series	90325367	54.95 ea.
SH90368	Trailing Opener	4.5mm		90325368	54.95 ea.

Hardware for SH47496, SH47497, SH84318, SH84319, SH90905, SH90957, SH90367, SH90368					
SH84200	Hex Bolt, RH thread; 5/8" x 2". 1 per row.			86508732	1.80 ea.
SH84205	Hex Bolt, LH thread; 5/8" x 2". 1 per row.			87698796	1.80 ea.
SH84945	Dust Cover.				1.25 ea.
SH26160	Shim Washer, .030" thick; for seed opener.			1268381C1 (.054 thick)	.25 ea.

15" Seed Opener Assemblies - 2000 series					
Standard Stamped Steel Hub					
SH47277	Leading/Trailing Opener	4.5mm		47592277	49.95 ea.
Heavy Duty Cast Hub					
SH51765	Leading/Trailing Opener	4.5mm	Heavy Single Row	51691765	57.95 ea.

Hardware for SH47277, SH51765					
MHN16	Hex Nut, RH thread; 16mm. 1 per row.				.45 ea.
MHN16LH	Hex Nut, LH thread; 16mm. 1 per row.				1.40 ea.
RM7530	Dust Cover; required for SH47277, SH51765.			86624156	2.75 ea.
SH26160	Shim Washer, .030" thick; for seed opener.			1268381C1 (.054 thick)	.25 ea.

Seed Opener Bearings					
SH41495	Standard Single Row, 204 series, 1.78" O.D., .735" wide.			1268017C91	5.95 ea.
SH84015	Heavy Single Row, 205 series, 2.09" O.D., .966" wide.			48118293	14.95 ea.
SH273160	Rivet, 1/4" dia., 6 used.				.20 ea.
SH51658	Rivet, 5/16" dia., 6 used.				.20 ea.
RDS105	Rotary Scraper kit; for seed opener. 800, 900, 950, 955, 1200 series; 5400, 5500 Soybean Special. Replaces (2 of) Case-IH No. 1547680C1.				26.95 row
WP248434	Rotary Scraper Wheel with bearing insert.				6.50 ea.
RDS1003	Spring Clip for WP248434.				.20 ea.
TS800	Scraper Kit; for seed opener. Includes (2) arms, (2) scraper blades with tungsten inserts. 800, 900, 950, 955, 1200 series; 5400, 5500 Soybean Special.				45.95 row
TS21052	Replacement blade for TS800.				15.49 ea.
TS2000	Scraper Kit; for seed opener. Includes (2) arms, (2) scraper blades with tungsten inserts, mounting hardware. 2000 series.				46.95 row

See pg. 78 for SHOUP MD Series Gauge Wheels

Case-IH Planter - Shoup Parts For (Cont.)



Order No.	Description - Fits Models	Replaces Case-IH No.	SHOUP Savings Price
SH91265	Firming Point, Chrome Alloy. Same as original equipment.	47704456	17.75 ea.
SH84243	Seed Boot, heat treated. Same as original equipment.	84243285	41.95 ea.
SH12977	Flange Bolt. 2 used to mount SH84243.	1263977C1	1.25 ea.
SH91265, SH84243 fit 800, 900, 950, 955, 1200 series; 5400, 5500 Soybean Special.			
Carbide is excellent in abrasive conditions, far outlasting original equipment. Not for use in rocky soil.			
SH11312	Firming Point, carbide tipped.	—	64.95 ea.
SH84245	Seed Boot, carbide edged. Extra long wear.	—	98.95 ea.
SH12977	Flange Bolt. 2 used to mount SH84245.	1263977C1	1.25 ea.
SH11312, SH84245 fit 800, 900, 950, 955, 1200 series; 5400, 5500 Soybean Special.			
SH84243, SH84245 seed boots will not work with Precision Planting WaveVision sensor.			
SH140817	Seed Deflector. Mounts inside SH84243 or SH84245.	140817C1	2.75 ea.
RP14138	Roll Pin for SH140817.	87524	.35 ea.
SH278894	High-Rate Sensor; for Cyclomitor I, II, III, Performance Center, Seed Flow II, Early Riser monitors. Using high-rate sensors with standard sensors may affect population readings.	1978894C1	109.95 ea.
SH245746	Adapter Cable; use with SH278894 sensors on monitors built prior to 1985.	245746C1	22.95 ea.
SH40483	High-Rate Sensor with one connector; early 1200 series.	404831A1	124.95 ea.
SH513271	Bearing with 12 tooth sprocket, 7/8" hex bore; row unit drive on 1200 series.	413712A1	20.95 ea.
SH13158	Bearing with flush mount flange, 7/8" hex bore; transmission and drive line on 800, 900, 950, 1200; 5400, 5500 Soybean Special.	134158C92	32.95 ea.
1200 series row unit drive chains			
12041	60" long, 120 links; seed meter drive, insect./herb. drive.	237999A1	8.70 ea.
14441	72" long, 144 links; seed meter drive.	352954A1	9.95 ea.
16041	80" long, 160 links; seed meter drive.	87417442	11.19 ea.
SH29776	Curved Seed Meter Brush; 1200 series.	296776A1	14.50 ea.
SH296777	Retainer Clip for SH29776. (4 used).	SH296777 296777A1	1.99 ea.
SH29783	Straight Seed Meter Brush; 1200 series.	296783A1	7.25 ea.
Upper Parallel Arms			
SH436740	Standard length (15-7/8"). 3/8" thick x 1-3/4" tall. 800, 900, 950, 955; 1200 series with 2 springs; 5400, 5500 Soybean Special. (2 used).	137507C3, 436740A1	35.50 ea.
SH436743	Extended length (22"). 1/2" thick x 2-1/2" tall. 950, 955; 1200 series with 2 springs; 5400, 5500 Soybean Special. (2 used).	436743A1, 1254306C3	55.95 ea.
SH87254	Standard length (15-7/8"). 1/2" thick x 2" tall. 1200 series with 1 spring or pneumatic air bag. (2 used).	87739254, 87458974	41.25 ea.
SH82385	Extended length (22"). 1/2" thick x 2-1/2" tall. 1200 series with 1 spring or pneumatic air bag.	87752385, 87459030	129.95 ea.
Lower Parallel Arms			
SH436741	Standard length (15-7/8"). 3/8" thick x 1-3/4" tall. 800, 900, 950, 955; 1200 series with 2 springs; 5400, 5500 Soybean Special.	147354C2, 436741A1	112.50 ea.
SH436744	Extended length (22"). 1/2" thick x 2-1/2" tall. 950, 955; 1200 series with 2 springs; 5400, 5500 Soybean Special.	436744A2, 123145A2	159.95 ea.
SH84155	Standard length (15-7/8"). 1/2" thick x 2" tall. 1200 series with 1 spring or pneumatic air bag.	84555155, 87740251	112.95 ea.
SH83387	Extended length (22"). 1/2" thick x 2-1/2" tall. 1200 series with 1 spring or pneumatic air bag.	87473387	153.95 ea.
SH137512	Bushing, parallel arm; 13.5mm (.531) wide. Use with 3/8" thick parallel arms SH436740, SH436741.	137512C3	3.25 ea.
SH1254302	Bushing, parallel arm; 16.85mm (.663) wide. Use with 1/2" thick parallel arms SH436743, SH436744, SH82385, SH83387, SH84155, SH87254.	1254302C1	3.75 ea.
C12112	Carriage Bolt, 1/2" x 1-1/2"; for SH137512, SH1254302.	280420	.88 ea.
C12134	Carriage Bolt, 1/2" x 1-3/4"; for SH137512, SH1254302.	88530	.94 ea.
LN12GRC	Lock Nut, use with SH137512, SH1254302.	86992215	.35 ea.
HTW12	Flat Washer, use with SH137512, SH1254302.	495-81287	.25 ea.

Case-IH Planter - Shoup Parts For (Cont.)

	Order No.	Description - Fits Models	Replaces Case-IH No.	SHOUP Savings Price
	SH240579	Down Pressure Spring, less plug. 800, 900, 950, 955, 1200 series; 5400, 5500 Soybean Special.	436748A1	9.49 ea.
	SH436750	Down Pressure Spring with plug, includes hardware. 800, 900, 950, 955, 1200 series; 5400, 5500 Soybean Special.		31.95 ea.
	SH45742	Bearing, gauge wheel; 800, 900, 950, 955; 1200 series to s/n CBJ0001610; 5400, 5500 Soybean Special.	128558C91	8.25 ea.
	SH35915	Bearing Sleeve, use with SH45742.	133966C1	1.95 ea.
	SH45951	Bearing with sleeve, gauge wheel; 800, 900, 950, 955; 1200 series to s/n CBJ0001610; 5400, 5500 Soybean Special.		11.25 ea.
	SH312132	Bearing, gauge wheel; 1200 series s/n CBJ0001611 & up, 2000 series. Also press wheels with nylon wheel halves.	47577193, 324461A1	8.95 ea.
	SH128633	4.5" x 16" Gauge Wheel Tire; 800, 900, 950, 955, 1200, 2000 series.	128633C1, 87602293	42.95 ea.
	SH32780W	Gauge Wheel Half, white. 800, 900, 950, 955.	128616C1, 87604612	15.95 ea.
	SH127944	4.5" x 16" Gauge Wheel Assembly; with SH45742 bearing; steel wheel halves, painted white.	1279444C91	89.95 ea.
	SH22534	4.5" x 16" Gauge Wheel Assembly; with SH45742 bearing; one nylon and one steel wheel half.	225349A1	98.95 ea.
	SH76151	4.5" x 16" Gauge Wheel Assembly; with SH312132 bearing; one nylon and one steel wheel half.	87604747	98.95 ea.
	SP14200	Spiral Pin, 1/4" x 2"; for mounting roll pin style gauge wheels to arm.	86624088	1.15 ea.
	H58300	Hex Bolt, RH thread, 5/8" x 3"; for mounting bolt-on style gauge wheels to arm.	87338	1.95 ea.
	H58300LH	Hex Bolt, LH thread, 5/8" x 3"; for mounting bolt-on style gauge wheels to arm.	87023126	6.75 ea.
	GD5610	Spacer Washer; used with H58300, H58300LH. 1 used per bolt.	87023159	.30 ea.
	SH66565	Outer Gauge Wheel Half, nylon; for SH76151, SH22534.	87604021	21.95 ea.
	SH66621	Inner Gauge Wheel Half, steel; for SH76151, SH22534.	87604612	15.95 ea.
	SH72075	3" x 16" Narrow Gauge Wheel Assembly; with SH45742 bearing. 800, 900, 950, 955; 1200 series to s/n CBJ0001610; 5400, 5500 Soybean Special.		91.95 ea.
	SH72070	3" x 16" Narrow Gauge Wheel Assembly; with SH312132 bearing. 1200 series s/n CBJ0001611 & up, 2000 series.	84236944	91.95 ea.
	SH475897	Equalizer rocker, gauge wheel depth control. 800, 900, 950, 955, 1200, 1210, 1215, 1220, 1225, 1230, 1235, 1240, 1245, 1250, 1255, 1260, 1265, 2130, 2140, 2150, 2160.	47905897, 436712A1	18.50 ea.
	SH866066	Pin, 3/4" O.D. x 1.796" long. Used with SH475897 on 800, 900, 950, 955, 1200, 1210, 1215, 1220, 1225, 1230, 1235, 1240, 1245, 1250, 1255, 1260, 1265.	86624066	6.95 ea.
	SH478944	Pin, 3/4" O.D. x 2.062" long. Used with SH475897 on 2130, 2140, 2150, 2160.	47638944	5.75 ea.
	CP532114	Cotter Pin, 5/32" x 1-1/4". Used with SH866066 or SH478944.		.15 ea.

SHOUP MD Series Gauge Wheel for Case-IH Planters with heavy duty opener bearings

Reduce downtime due to bearing failure on Case-IH planters. On most Case-IH planters when using heavy-duty openers, the gauge wheel will contact the seed opener hub. This interference causes premature bearing and hub failure, particularly at deep planting depths or rough no-till conditions.

Shoup MD series gauge wheels have a specially designed inner rim that prevents the wheel from hitting the hub on your heavy-duty opener blades. If you're purchasing new heavy-duty seed openers and want significantly less downtime due to bearing failure, this is the time to invest in Shoup MD series gauge wheels.



SH77083

Order No.	Description - Fits Models	SHOUP Savings Price
SH77086	4.5" x 16" Gauge Wheel, bolt-on style. 1200 series s/n CBJ0001611 & up, 2000 series.	99.95 ea.
SH62072	3" x 16" Gauge Wheel, bolt-on style. 1200 series s/n CBJ0001611 & up, 2000 series.	91.95 ea.
SH77090	4.5" x 16" Gauge Wheel, mounts with roll pin. 800, 900, 950, 955; 1200 series to s/n CBJ0001610; 5400, 5500 Soybean Special.	99.95 ea.
SH62085	3" x 16" Gauge Wheel, mounts with roll pin. 800, 900, 950, 955; 1200 series to s/n CBJ0001610; 5400, 5500 Soybean Special.	91.95 ea.

Case-IH Planter - Shoup Parts For (Cont.)

	Order No.	Description - Fits Models	Replaces Case-IH No.	SHOUP Savings Price
	SH149173	Gauge Wheel Arm Pin, 3/4" thread dia.; 800, 900, 950.	149173C3	13.95 ea.
	SH47709	Gauge Wheel Arm Pin, 1" thread dia.; 955, 1200, 2000 series; 5400, 5500 Soybean Special.	47763409, 175598A1	13.95 ea.
	SH24169	Shim Washer, gauge wheel arm, .060" thick.	86624169	.40 ea.
	SH24170	Shim Washer, gauge wheel arm, .120" thick.	86624170	.55 ea.
	CP14112	Cotter pin for SH149173, SH47709.	80753	.25 ea.
	SH536711	Right Gauge Wheel Arm; 800, 900, 950, 955; 1200 to s/n CBJ0001610; 1200PT to s/n CBJ0001596; 5400, 5500 Soybean Special. Gauge wheel mounts with roll pin.	436711A1	84.95 ea.
	SH536710	Left Gauge Wheel Arm; 800, 900, 950, 955; 1200 to s/n CBJ0001610; 1200PT to s/n CBJ0001596; 5400, 5500 Soybean Special.	436710A1	84.95 ea.
	SH083485	Right Gauge Wheel Arm; 1200 s/n CBJ0001611 & up; 1200PT s/n CBJ0001597 & up; 1210, 1215, 1220, 1225, 1230, 1235, 1240, 1245, 1250, 1255, 1260, 1265. Gauge wheel mounts with hex bolt.	86983485	79.95 ea.
	SH083484	Left Gauge Wheel Arm; 1200 s/n CBJ0001611 & up; 1200PT s/n CBJ0001597 & up; 1210, 1215, 1220, 1225, 1230, 1235, 1240, 1245, 1250, 1255, 1260, 1265.	86983484	79.95 ea.
	SH52681	Tooth for spring tooth incorporator attachment; 7 used.	1261265C2	2.90 ea.
	SH141464	Double Disc Fertilizer Blade with bearing. 800, 900, 950, 955, 1200 series.	141464C91	34.95 ea.
	SH492709	Steel Dust Cap for double disc fertilizer opener.	492709R2	1.75 ea.
	SH26160	Shim Washer, .030" thick; for double disc fertilizer opener.		.25 ea.
	JN58	Jam Nut, Right Hand Thread; for double disc fertilizer opener.	86632556	.80 ea.
	JN58LH	Jam Nut, Left Hand Thread; for double disc fertilizer opener.	86624023	1.95 ea.
	SH41495	Bearing for double disc fertilizer opener.	1268017C91	5.95 ea.
	SH273160	Rivet for double disc fertilizer opener, 1/4" dia. 6 used.		.20 ea.
	SH24107	Dry Fertilizer Tube; 800, 900; 950, 955, 1200 rigid frame; 2-1/8" I.D., 6-1/2" collapsed length, 13-1/2" extended length.	141007C1	8.25 ea.
	62032	Hose Clamp for SH24107.		.99 ea.
	SH591546	Spring only for double disc fertilizer openers.	591546R2	15.75 ea.
	SH874040	Fertilizer Blade for single disc opener, smooth. 15" dia., 5mm (.197) thick, 4 bolt.	87584040	44.95 ea.
	SH870473	Socket Head Cap Screw for SH874040. (4 used).	87010473	1.95 ea.
	SH874050	Bearing Kit for single fertilizer opener.		30.25 kit
	SH312132	Bearing for gauge wheel on single fertilizer opener.	87628249	8.95 ea.
	SH64693	Hose, 1/2" dia., 21" length; for liquid fertilizer pump; 800, 900, 950, 955, 1200 series.	64693C1	12.95 ea.



Mechanical Acre Counters for Case-IH 800, 900, 950 series see pg. 42.



RK Products Gauge Wheel Arm Repair Kits

Simple product. Virtually no wear. Save time and money.

RK design utilizes a disc spring to preload the outer end of the gauge wheel arm allowing the arm to pivot freely without lean or wobble.



Order No.	Description - Fits Model	
SH1333	800, 900, 950.	130.00 row
Not for use with Yetter Pin Adjust Residue Managers.		
SH1332	955, 1200, 2000 series; 5400, 5500 Soybean Special.	130.00 row

Case-IH Planter - Shoup Parts For (Cont.)



Order No.	Description - Fits Models	Replaces Case-IH No.	SHOUP Savings Price
SH90854	Press Wheel Tire, single rib traction; use with steel wheel halves. 800, 900, 950, 955, 1200 series; 5400, 5500 Soybean Special.	90854C1	56.95 ea.
SH312132	Bearing, Press Wheel; use with nylon wheel halves.	324461A1	8.95 ea.
SH90860	Press Wheel Assembly, 1/2" I.D. bearing; replaces steel wheel half assembly. 800, 900, 950, 955, 1200 series; 5400, 5500 Soybean Special.		109.95 ea.
SH47050	Press Wheel Assembly, 5/8" I.D. bearing. 800, 900, 950, 955, 1200, 2000 series; 5400, 5500 Soybean Special.	87610678	104.95 ea.
SH247425	Press Wheel Spring. 800, 900, 950, 955, 1200 series; 5400, 5500 Soybean Special. 900, 950 liquid fertilizer drive wheel.	147425C5, 436715A1	13.25 ea.
SH983614	Press Wheel Arm; 2 per row. 1200 series with nylon wheel halves.	86983614	28.95 ea.
SH349176	Covering Disc Assembly; mounts with roll pin. Early 800.	149176C2	43.95 ea.
SH314	Spiral Pin; use to mount SH349176.		.50 ea.
SH2277891	Covering Disc Assembly; mounts with hex bolt and nut. Late 800; 900, 950, 955, 1200 series; 5400, 5500 Soybean Special.	1277891C91	27.95 ea.
SH47743	Covering Disc Assembly; mounts with hex bolt and nut. 2000 series.	47743000	36.95 ea.
SH41495	Bearing only for SH2277891 and SH47743 covering disc.	1268017C91	5.95 ea.
SH492709	Dust cap for SH2277891, SH47743 and original Case-IH covering disc.	324180A1, 492709R2	1.75 ea.
SH2264391	Spring, covering disc; 6-7/8" long. 800, 900; 950, 955, 1200 series Standard; 5400 Soybean Special.	1264391C1	7.25 ea.
SH436733	Spring, covering disc; 6-1/4" long. 950, 955, 1200 series Min-Till; 5500 Soybean Special.	436733A1, 1263863C1	7.25 ea.
SH84418	Spring Guide kit. Includes reinforcement bushing in lower adjustment holes, bolt-on 2 piece stop collar, adjustment pin and cotter pin. 900, 950, 955, 1200 series; 5400, 5500 Soybean Special. Also 800 if used with SH436733 spring.	84601418	49.75 kit
SH86680	Adjustment Pin; only for SH84418.	86624080	1.25 ea.
CP18100	Cotter Pin, 1/8" x 1"; for SH86680.		.25 ea.
SH16	Bearing for covering disc cast arms. 800, 900, 950, 955, 1200 series; 5400, 5500 Soybean Special.	149261C91	7.25 ea.
SH12478	Bushing for covering disc cast arms, 2 used per row. Use with SH16 bearing.	1279478C1	5.50 ea.

Notched Covering Disc Kit

Kits include 2 blades, bearing and hub assemblies with dust caps.

CD8001	Kit for early 800 series with covering disc held on with roll pin. Reversed cup tooth design.		99.95 row
CD9001	Kit for late 800 series with covering disc held on with hex bolt and nut; 900, 950, 955, 1200; 5400, 5500 Soybean Special. Reversed cup tooth design.		89.95 row
CD2000	Kit for 2000 series. Notched covering discs replace original smooth covering disc without alteration to the planting unit.		99.95 row
W7012	13 Wave No-Till Coulter Blade. 4 bolt, 3/4" wide, 14-1/2" diameter, .177" thick.		44.75 ea.
SH29105	Hub, no-till coulters built 2003 and after. Also fits coulters built prior to 2003 when used with SH29155 bushing kit.		58.95 ea.
SH29155	Bushing Kit, used to mount SH29105 to coulters built prior to 2003. Includes bushing, spacer, bolt, nut and cotter pin.		31.90 kit
SH4590	Bearing Kit; no-till coulters.		16.90 kit

Martin-Till Cupped Razor Covering Discs

Moist soil is moved towards the seed at seeding depth. In wet conditions, the soil is prevented from forming a continuous ribbon by the lifting action of the teeth as they rotate up out of the soil.

- Covering disc arm pressure can be greatly reduced.
- Seeding depth does not have to be raised to ensure emergence.
- Soil above the seed is loose, allowing quicker emergence in a compaction-free environment.
- Sidewall compaction is eliminated.

Order No.	Description - Fits Model	SHOUP Savings Price
SH90583	8" Cupped Razor Covering Disc Set. 800 series with bolt-on style disc; 900, 950, 1200 series; 5400, 5500 Soybean Special.	194.00 row
SH90494	9" Cupped Razor Covering Disc Set. 2000 series.	194.00 row

Case-IH Planter - Shoup Parts For (Cont.)



Order No.	Description - Fits Models	Replaces Case-IH No.	SHOUP Savings Price
SH1980505	Bearing for smooth furrowing openers. 800 Cyclo s/n 14501 & up; 900, 950, 955, 1200 series.	1980505C1	19.75 ea.
RM0594	Bearing for notched furrowing openers on 900, 950, 955. 2 used per blade.	1337545C1, 1337998C1	9.75 ea.
RM0594	Bearing for notched furrowing openers on 1200 series. For seal, hub, insert see pg. 52.	108134A1	16.95 ea.
SH37935	Notched Marker Disc Assembly for 800, 900, 950, 955, 1200 series. (Adapter bracket may be required, see below).		84.95 ea.
SH37941	Adapter required to use SH37935 on 800 (all except front fold); 900, 950 and 955 6-wide, 8 row (all), 12-30" (except horizontal fold); 1200 8-row rigid. Adapter mounts to round pipe on end of marker arm.		28.95 ea.
SH37942	Adapter required to use SH37935 on 900, 950, 955, 1200 4 row (all) and 6-30"; 950 and 955 12, 16 & 24 row front fold. Adapter mounts to square tube on end of marker arm.		28.95 ea.
SH478034	Bearing for 13" smooth marker blade with 6 bolt flange. 5/8" shaft diameter, 1-3/16" bearing O.D.	478034R91	22.75 ea.
SH1980505	Bearing for 13" smooth marker blade with 5 bolt flange. 3/4" shaft diameter, 1-1/2" bearing O.D.	1980505C1	19.75 ea.
RM1609	Notched Marker Blade for 1200 series. 4 bolt, 16" diameter, 2-1/2" pilot, 4" bolt circle. Replaces smooth or notched blades.		91.95 ea.
SH203389	Carrying Wheel Bearing, 1" hex bore, 2.441" O.D.; for 800 trailing planters s/n 13750 & up; 900, 950 trailing planter, 955.	203389C91	39.95 ea.
SH227056	Blower Motor. 800, 900, 950, 955.	1272056C92	795.00 ea.
NPC103RPC	Blower Motor Fan Drive Shaft Bearing. 800, 900, 950, 955 (2 used).	566632R92	20.25 ea.
KSB14	Key Stock for Blower Fan Drive Shaft. 12" long.		2.70 ea.
BT37110	Hydraulic Filter, PTO Driven. 800, 900, 950, 955.	113465C1	33.50 ea.
SH40968	Plastic Idler, 1-7/8" O.D., 1-5/16" wide, 5/8" I.D.; seed and fertilizer drive, drum drive, drive wheel. 800, 900, 955, 1200 series.	1277726C1	1.85 ea.

Chains for 800 & 900 Cyclo Planters

Order No.	Application		
16241	Rear Herbicide/Insecticide Drive; 800, 900 Cyclo.		11.45 ea.
6241	Front Herbicide/Insecticide Drive; 800, 900 Cyclo.		5.40 ea.
562050	Main Wheel Drive; trailing 800, 900 Cyclo s/n 14501 & up. Plate planters s/n 3701 & up.		14.95 ea.
0462050	Main Wheel Drive; mounted 800, 900 Cyclo.		12.75 ea.
702040	Main Wheel Drive; trailing 800, 900 Cyclo to s/n 14500. Plate planters to s/n 3700.		13.25 ea.
0552040	Input Speed Drive; 800 Cyclo.		9.95 ea.
442040	Output Speed Drive; 800 Cyclo.		8.75 ea.
011040	Input Speed Drive; 900 Cyclo.		9.50 ea.
08840	Output Speed Drive; 900 Cyclo.		9.10 ea.

Seed Delivery Hose - check diameter of each hose, they can be different from row to row.

Hose Size and Application	Order No.		
1" I.D. delivery hose to row unit. Case-IH 1240, 1245, 1250, 1255, 1260, 1265.	SH84225	100 ft.	198.50 roll
	SH84226	50 ft.	114.25 roll
1-1/4" I.D. delivery hose to row unit. Case-IH 1240, 1245, 1250, 1255, 1260, 1265.	SH84017	100 ft.	224.95 roll
	SH84018	50 ft.	128.95 roll


Furrow Cruiser
for Case-IH 900, 950, 955, 1200 series Planters; 5400, 5500 Soybean Special Grain Drills



Quickly convert from a single packing wheel to the 2 wheel Furrow Cruiser® closing wheel system. The Furrow Cruiser's crumbling and firming action promotes seed-to-soil contact, prevents furrow re-opening and eliminates sidewall compaction. A unique tooth design and built-in depth control simultaneously apply light pressure to both sides of the furrow so seeds are not flipped out of the row and soil is not over worked.


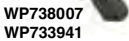


Order No.	Description		
CW1255	Closing Wheel Update Kit with Nylon Furrow Cruiser wheels. Includes mounting bracket, nylon wheels and hardware.		299.00 row
CW1455	Closing Wheel Update Kit with Cast Furrow Cruiser Xtreme wheels. Includes mounting bracket, cast wheels and hardware. Each cast wheel weighs 21 lbs. to help them penetrate in even the toughest field conditions.		349.00 row



SHOUP® Replacement Parts for 5100, 5700, 6000, 8000, 9000, PA, VE Series Massey Ferguson and White Planters

Order No.	Description - Fits Series	Replaces White No.	SHOUP Savings Price
WP247169	13-1/2" Opener Assembly; 5100, 5700 seed and fertilizer; 6000, 8000, 9000, PA, VE series fertilizer.	700732975	34.95 ea.
H58114	Bolt, right hand thread; use with WP247169.	70923151	1.30 ea.
GD9011	Bolt, left hand thread; use with WP247169.	901-1011	2.95 ea.
WP852063	15" Standard Seed Opener Assembly, 3mm (.118) thick; includes SH62024 cap. 6000 series.	852063, 700167073	24.95 ea.
WP55037	15" Heavy Duty Seed Opener Assembly, 3.5mm (.138) thick; includes SH62024 cap. 8000 series, optional on 6000 series.	700155037, 700732973	26.95 ea.
WP55038	15" Heavy Duty Seed Opener Assembly with cast hub. Includes heavy duty cast hub, larger 5/16" diameter rivets and SH88219 cap. 3.5mm (.138) thick. Optional on 6000, 8000 series.		37.95 ea.
H58112	Bolt, right hand thread; 6000 series.		1.45 ea.
GD9012	Bolt, left hand thread; 6000 series.		3.25 ea.
MHB16X40	Bolt, right hand thread; 8000 series.		1.50 ea.
SH958898	Bolt, left hand thread; 8000 series.		8.95 ea.
SH70776	15-3/4" Seed Opener Assembly, 3.5mm (.138) thick; 9000, PA, VE series.	700172776	55.95 ea.
SH39334	Bolt, right hand thread; 9000, PA, VE series.		2.25 ea.
SH70781	Bolt, left hand thread; 9000, PA, VE series.		6.50 ea.
SH492709	Dust Cap; 5100, 5700, 6000, 8000, 9000, PA, VE seed, fertilizer and furrower openers; markers on 5100, 5700, 6100, 6180, 6700, 6800, 6900, 8000, 9000, PA, VE series.	700738397	1.75 ea.
SH62024	Plastic Dust Cap; for use with WP852063 and WP55037 only.		.75 ea.
SH88219	Steel Dust Cap; for use with WP55038 only.		1.20 ea.
SH26160	Shim washer; use with seed and fertilizer openers.	SH26160	.25 ea.
BCA204FRKN	Bearing, 1.85" O.D.; seed and fertilizer openers on 5100, 5700; smooth markers on 5100, 5700, 6100, 6180, 6700, 6800, 6900, 8000, 9000; furrower disc on 5100, 5700, 6000. Check bearing O.D. before ordering.	W247167B	10.50 ea.
SH41495	Bearing, 1.781" O.D.; seed and fertilizer openers on 6000, 8000; fertilizer on 9000.	852270	5.95 ea.
SH87049	Bearing, 1.85" O.D., 1.142" wide; seed opener on 9000, PA, VE series.	700733943	16.50 ea.
SH273160	Rivet, .250" dia., 5/8" long; use with 15" and 15-3/4" openers.		.20 ea.
WP852031	Opener guard; 6000, 8000 series.	852031	15.75 ea.
WP852019	Guard/Scraper; 6000 series; 8000 series prior to 2007.	852019	15.25 ea.
WP738007	Guard/Scraper; 8000 series 2007 & after.	700738007	20.50 ea.
WP733941	Guard/Scraper; 9000 series.	700733941	21.25 ea.
RP51678	Pin; used to attach WP852019, WP738007, WP733941.		.25 ea.
WP247077	Seed Scraper; for between seed openers. 5100, 5700.	W247077B	4.95 ea.
WP348432	Scraper bracket, left; for seed opener. 5100, 5700.	W248432B	18.75 ea.
WP348433	Scraper bracket, right; for seed opener. 5100, 5700.	W248433B	18.75 ea.
SH853023	Scraper bracket, left; for seed opener. 6000, 8000 series.	853023	18.75 ea.
SH853024	Scraper bracket, right; for seed opener. 6000, 8000 series.	853024	18.75 ea.
WP248434	Rotating scraper with bearing insert; for seed opener.	W248434BS	6.50 ea.
RDS1003	Spring clip for WP248434.		.20 ea.
TS6000	Scraper Blades with tungsten inserts; for seed opener. Includes (1) left and (1) right scraper blade, (2) adapter plates, spring clips. Mounts on original rotating scraper arms. 5100, 5700, 6000, 8000 series.	—	28.50 pr.
TS9000	Scraper Kit; for seed opener. Includes (2) arms, (2) scraper blades with tungsten inserts. 9000, PA, VE series.	—	45.95 kit



White Planter - Shoup Parts For (Cont.)

	Order No.	Description - Fits Series	Replaces White No.	SHOUP Savings Price
	SH45778	Hose, 1/2" I.D., liquid fertilizer metering pump; 5100, 5700, 6000, 8000, 9000 series.	W246534B	9.75 ea.
	3506	Hose clamp for liquid metering pump hose.		.89 ea.
	SH43010	3/8" I.D. Clear Liquid Fertilizer Hose, 100 ft. roll; for use to liquid spout.		72.50 ea.
	SH43011	3/8" I.D. Clear Liquid Fertilizer Hose, 50 ft. roll; for use to liquid spout.	W246823B	49.50 ea.
	3506	Hose Clamp; for SH43010, SH43011.	364124X1	.89 ea.
	SH4332	Tension Bolt, Washer, Nut; for squeeze pump.	Z14783	1.65 ea.
	SH41405	Compression Spring for squeeze pump.	W246595B	3.09 ea.
	WP247460	Scraper, inside fertilizer double disc openers; 5100, 5700, 6000, 8000, 9000, PA, VE series.	W247460B	10.50 ea.
	WP247461	Scraper, outside fertilizer double disc openers; 5100, 5700, 6000, 8000, 9000, PA, VE series.	W247461B	16.50 ea.
	WP245365	Dry fertilizer tube; 5100, 5700, 6000, 8000, 9000, PA, VE series equipped with double disc fertilizer openers.	W245365B	11.75 ea.
	WP246704	Spring Shank, fertilizer opener; 5100, 5700, 6000, 8000, 9000, PA, VE series.	W246704B	86.95 ea.
	WP245395	Spring, 8-1/2" long; standard down pressure on 5100, 5700 (2 or 4 used per row); transmission on 5100, 5700.	W245395B	3.95 ea.
	SH7003	Standard down pressure spring with cast plug (threaded for 7/16" bolt); early 6000 series.	DBA10071GA	11.50 ea.
	SH7005	7/16" dia. tension bolt; use with SH7003 spring.	D19H3106	1.75 ea.
	JN716	7/16" jam nut; use with SH7005 bolt.		.30 ea.
	SH49073	Eyebolt, use with SH7003 only. 4 per row.	DA39073	10.75 ea.
	WP271276	Spring only; standard down pressure on late 6000 series; 8000, 9000 series that use cast plug threaded for 1/2" bolt.	271276	10.25 ea.
	WP247200	1/2" dia. tension bolt; use with WP271276 spring.		1.75 ea.
	JN12	1/2" jam nut; use with WP247200 bolt.		.45 ea.
	WP247662	Spring only; heavy down pressure on all 6000, 8000, 9000, PA, VE series (4 per row); single closing wheels 5100, 5700, 6000.	W247662B	8.75 ea.
	SH700697	Air Spring Bag. Down pressure 8000, 9000 series built 2007-2011; Contact drive wheels 8000, 9000 series.	700732697	72.95 ea.
	SH700342	Air Spring Bag, down pressure. 8000, 9000, PA, VE series built 2012 & after.	700736342	73.95 ea.
	WP208390	Upper parallel arm; 6000, 8000 series; 9000" with red painted arms. *Will not replace White No. ACX2692680 that are painted gray.	700172846, 700208390	36.95 ea.
	WP853900	Lower parallel arm; 6000, 8000 series.	853900	119.95 ea.
	SH33790	Bushing; parallel upper and lower arms on 5100, 5700, 6000, 8000 series; 9000 series with red arms.	N854141	1.60 ea.
Parallel Arm Hardware				
	H58134	Hex Bolt. 5100, 5700 (4 per row); 6000 (8 per row).		1.50 ea.
	H58200	Hex Bolt. 5100, 5700 (4 per row).		1.55 ea.
	LN58	Lock Nut, use with H58134, H58200.		.80 ea.
	MHB16X45	Hex Bolt. 8000 (8 per row); 9000 (4 per row).		1.45 ea.
	SH7759	Hex Bolt. 9000 (4 per row).		1.40 ea.
	SH41869	Lock Nut, use with MHB16X45, SH7759.		1.10 ea.
	FW58	Flat Washer, use with H58134, H58200, MHB16X45, SH7759.		.38 ea.

White Planter - Shoup Parts For (Cont.)

Order No.	Description - Fits Series	Replaces White No.	SHOUP Savings Price
SH32884	Gauge wheel tire, new style. 5100, 5700, 6000, 8000, 9000, PA, VE series. Will replace smooth crown tire.	852060, 700727658	37.95 ea.
SH42046W	Gauge Wheel Assembly. 5100, 5700. Includes SH32884 tire, SH45742 bearing, SH32780W halves.		83.95 ea.
SH853998	Gauge Wheel Assembly; 6000 series. Includes SH32884 tire, SMA885154B bearing, SH32780W halves.	853998	84.95 ea.
SH76150	Gauge Wheel Assembly (not pictured); 8000, 9000, PA, VE series. Includes SH32884 tire, SH312132 bearing, SH66565 nylon half, SH66621 steel half.	700727657	91.95 ea.
SH32780W	Gauge Wheel Half; 5100, 5700, 6000 series.	W247811B	15.95 ea.
SH66565	Outer Gauge Wheel Half, nylon. 8000, 9000, PA, VE series. For SH76150 wheel assembly.	700727659	21.95 ea.
SH66621	Inner Gauge Wheel Half, steel. 8000, 9000, PA, VE series. For SH76150 wheel assembly.	700727660	15.95 ea.
SH45742	Bearing, gauge wheel; 5100, 5700 series.	70593891	8.25 ea.
SMA885154B	Bearing, gauge wheel; 6000 series.		7.49 ea.
SH35915	Bearing sleeve; use with SH45742, SMA885154B.	SH35915 W247810B	1.95 ea.
SH45951	Bearing with sleeve, gauge wheel; 5100, 5700.	854147	11.25 ea.
SH58106	Bearing with sleeve, gauge wheel; 6000 series.	852718	10.49 ea.
SH312132	Bearing, gauge wheel; 8000, 9000, PA, VE series.	854003	8.95 ea.
WP476990	Shim Washer, gauge wheel arm; 6000, 8000, 9000 series.	72476990, 10568	.85 ea.
WP248037	Gauge Wheel Pivot Shaft; 5100, 5700.	W248037B	18.95 ea.
WP852007	Gauge Wheel Pivot Shaft; 6000 series.	852007	18.95 ea.
WP858768	Gauge Wheel Pivot Shaft; 8000 series.	N858768	19.50 ea.
WP851393	Bushing, gauge wheel arm; 5100, 5700. 2 used.	WP851393 851393	2.75 ea.
WP852032	Bushing, gauge wheel arm; 6000 series. 2 used.	WP852032 852032	1.75 ea.
SH857114	Bushing, gauge wheel arm; 8000 series. 2 used.	SH857114 N857114	2.50 ea.
SH857113	Seal, gauge wheel arm; 8000 series. 2 used.	SH857113 N857113	4.19 ea.
SH85061	Right Gauge Wheel Arm; includes installed bushings, set screw, jam nut and grease zerk; 6000 series.	852061	84.95 ea.
SH85062	Left Gauge Wheel Arm; includes installed bushings, set screw, jam nut and grease zerk; 6000 series.	852062	84.95 ea.
SH78415	Right Gauge Wheel Arm; includes installed bushings, seals and grease zerk; 8000 series.	700178415, 700158652	79.95 ea.
SH78414	Left Gauge Wheel Arm; includes installed bushings, seals and grease zerk; 8000 series.	700178414, 700158651	79.95 ea.
WP247700	Equalizer Rocker. 5100, 5700, 6000 series.	W247700B	16.95 ea.
WP728296	Equalizer Rocker. 8000, 9000, PA, VE series.	700728296, 853927	21.95 ea.
SH852464	Closing Wheel Arm; 6000 series. Includes pivot straps, eccentric bushings, hardware.	852464	124.95 ea.
SH854040	Pivot Strap; 6000 series. 2 used.	854040	12.50 ea.
SH852276	Eccentric Pivot Bushing; 6000 series. 2 used.	852276	6.75 ea.
C12112	Carriage Bolt for SH852276.		.88 ea.
LW12	Lock Washer for SH852276.		.17 ea.
HN12	Hex Nut for SH852276.	SH852276	.19 ea.
CW6000	Dual Closing Wheel Arm with rubber wheels ; 6000 series. Includes arm, bushings, spring, T-handle and wheels.		232.95 kit
CW6002	Dual Closing Wheel Arm with Furrow Cruiser wheels; 6000 series. Includes arm, bushings, spring, T-handle and wheels.		374.95 kit
CW6004	Dual Closing Wheel Arm with Yetter Twister wheels; 6000 series. Includes arm, bushings, spring, T-handle and wheels.		376.95 kit
SH855160	Closing Wheel Arm; 8000 series. Includes pivot straps, bushings, hardware.	855161	124.95 ea.
SH70822	Pivot Bushing; 8000 series. 2 used.	700700822	3.75 ea.
SH70081	Pivot Strap, left; 8000 series. 1 used per arm.	700164081	12.75 ea.
SH70082	Pivot Strap, right; 8000 series. 1 used per arm.	700164082	12.75 ea.

Early 8000 series that did not use pivot bushing must update both pivot straps and bushing.


White Planter - Shoup Parts For (Cont.)

	Order No.	Description - Fits Series	Replaces White No.	SHOUP Savings Price
	WP856594			
	WP856594	Closing wheel spring; 6000 series dual closing wheels; 8000 series single or dual closing wheels. 6000 series with single closing wheel use WP247662 spring.	852066, N856594	6.75 ea.
	SH70416			
	SH70416	Closing wheel spring; 9000, PA, VE series with single or dual closing wheels.	700733416	24.75 ea.
	SH64340			
	SH64340	Closing wheel with SH312132 bearing; 6000, 8000, 9000, PA, VE series dual closing wheels. See pg. 34, 39, 54 for Cast Iron Closing Wheels.	700727676	39.95 ea.
	SH32325			
	SH32325	Closing wheel tire; 6000, 8000, 9000, PA, VE series dual wheels.	700727674	8.95 ea.
	SH33790			
	SH33790	Bushing; 9000 dual closing wheel arm.	N854141	1.60 ea.
	WP17634			
	WP17634	Closing wheel bearing kit; early 6000 series rubber dual closing wheels. Bearings fit into original steel sleeve (not included).		26.80 kit
	SH312132			
	SH312132	Closing wheel bearing; late 6000 and all 8000, 9000, PA, VE series rubber or cast dual closing wheels.	854003	8.95 ea.
	SH70093			
	SH70093	Closing Wheel T-Handle; 6000, 8000 series. Will also replace OEM No. 852085 straight handle.	700164093	18.95 ea.
	WP247657			
	WP247657	Dual rib tire; 5100, 5700, 6000, 8000 series single closing wheel.	W247657B	40.95 ea.
	GD9000			
	GD9000	Wheel half, nylon, black; 5100, 5700, 6000, 8000 series single closing wheel. SH35915 spacer needed for WP247658 bearing. When replacing steel wheel halves 2 pcs. required.	—	14.25 ea.
	SH35915			
	SH35915	Spacer; use with WP247658 in nylon wheels.		1.95 ea.
	WP247658			
	WP247658	Bearing; 5100, 5700, 6000, 8000 series single closing wheel.	W247658B	16.25 ea.
	SH247662			
	SH247662	Spring only; 5100, 5700, 6000 series single closing wheel.	W247662B	8.75 ea.
	SH5856			
	SH5856	Bushing; 5100, 5700, 6000 series single closing wheel.	WZ5856	.95 ea.
	WP247665			
	WP247665	Closing wheel assembly with WP247658 bearing, nylon wheel halves, dual rib tire; 5100, 5700, 6000, 8000 series single closing wheel.		85.95 ea.
	WP247168			
	WP247168	Bearing; 1" x 7" firming wheels on 5100, 5700.	W247168	13.75 ea.
	WP247647			
	WP247647	Bearing with flange, 3/4" hex bore; driveline shafts and transmission; 5100, 5700, 6000, 8000, 9000, PA, VE series (except 6200, 6300 Rear Fold).	W247647B	21.95 ea.
	WP853932			
	WP853932	Plastic Idler, 2-1/4" O.D.; seed drive, seed transmission, insecticide/herbicide, fertilizer drive; 5100, 5700, 6000, 8000, 9000 series. Also replaces 14 tooth plastic idler.	853932	3.29 ea.
	WP1344			
	WP1344	Bushing, use with WP853932 idler; 1" long.	WSP1344	1.90 ea.
	SH32097			
	SH32097	Bearing, 7/8" hex bore, curved outer race; drive lines, contact drive wheels; 6000, 8000, 9000 series.	17263, N856695	14.50 ea.
	FL52MSTR			
	FL52MSTR	Flange set; use with SH32097.		3.90 set
	WP721750			
	WP721750	Bearing with 20 tooth sprocket, 3/4" hex bore; row unit drive on 8000, 9000, PA, VE series.	700721750	52.95 ea.
	SH38046			
	SH38046	Spring Assembly, contact drive wheel; 6000, 8000 series.	BKA2068, CA2068	18.95 ea.
	WP247713			
	WP247713	Auxiliary Tickler Brush; 5100, 5700, 6000, 8000, 9000, PA, VE series.	W247713B	6.79 ea.
	WP853639			
	WP853639	Air Cutoff Brush; 5100, 5700, 6000 series.	W247714B, 853639	14.75 ea.
	WP858771			
	WP858771	Air Cutoff Brush; 8000 series.	N858771	20.95 ea.
	SH32977			
	SH32977	Herbicide/Insecticide Feed Wheel; 6000, 8000 series.	DAA22977	10.50 ea.
	SH22703			
	SH22703	Quick Lock Pin; use with SH32977 feed wheel.	DAB12703	4.25 ea.
	SH42700			
	SH42700	Slope compensating insecticide T-Bander with 4-1/2" band width, replaces rubber style diffusers.		11.25 ea.
	SH42700	SH42670 with rubber windshield. 5" wide bottom opening.		16.25 ea.

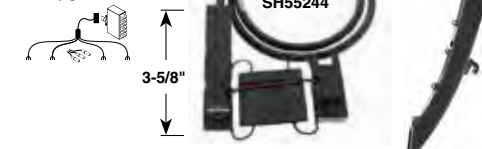


Order No.	Description - Fits Series	Replaces White No.	SHOUP Savings Price
Row Unit Drive Chains			
		For hex shaft see pg. 40.	
12041	Seed meter drive; 5100, 5700.		8.70 ea.
11041	Seed meter drive; 6000.		7.59 ea.
11641	Seed meter drive; 8000, 9000 except set back rows.		8.20 ea.
13841	Seed meter drive; 8000, 9000 set back rows.		9.80 ea.
10541	Insecticide/herbicide meter drive; 5100, 5700.		7.75 ea.
9741	Insecticide/herbicide meter drive; 6000.		7.40 ea.
9441	Insecticide/herbicide meter drive; 8000.		7.40 ea.
WP107319	Spring, seed meter drive; 5100, 5700.	30-1007319	3.95 ea.
WP105197	Spring, seed meter drive; 6000, 8000. Insecticide/herbicide drive on 8000.	N105197, 700717154	3.95 ea.
Transmission Chains			
		Chain Size / No. Links (incl. conn.)	
492040	Rear countershaft to seed meter shaft; 5100, 5700.	2040 / 49	9.55 ea.
692040	Rear countershaft to front drive shaft; 5100, 5700.	2040 / 69	11.45 ea.
452040	Rear countershaft to seed meter shaft; 6100, 6180, 6700, 6900.	2040 / 45	9.29 ea.
612040	Rear countershaft to front drive shaft; 6100, 6180, 6700, 6900.	2040 / 61	11.20 ea.
9040	Rear countershaft to seed meter shaft; 6100, 6180, 6700, 6900, 8000, 9000.	40 / 90	9.55 ea.
12240	Rear countershaft to front drive shaft; 6100, 6180, 6700, 6900, 8000.	40 / 122	11.20 ea.
WP247751	Tightener assembly; 5100, 5700, 6000, 8000 series.	W247751B	19.90 ea.
632050	Main wheel drive chain; 5100, 5700, 6100, 6180, 6200, 6300, 6600, 6700, 6900.		16.10 ea.
12650	Main wheel drive chain; 8000, 9000 series.		19.60 ea.
WP217299	Bearing kit; no-till coulters on early 5100, 5700 with single coulters on each side of hub; drive and transport wheels on 5100, 5700, 6100, 6180, 6200, 6300, 6600, 6700, 6900, 8000, 9000. 2 used.		21.95 kit
NPC103RP2C	Bearing; no-till coulters on late 5100, 5700; 6000, 8000, 9000 with coulters on each side of hub; drive and transport wheels on 5100, 5700, 6100, 6180, 6200, 6300, 6600, 6700, 6900, 8000, 9000. 2 used.	W247733B, K3538	18.75 ea.
SH248483	Bearing adapter; use with NPC103RP2C for no-till coulters. 2 used.		7.95 ea.
GD2900	Bearing kit, no-till coulters; 8000, 9000, PA, VE series with single coulters arm. (2) cups, (2) cone bearings, (1) seal, (1) dust cap.		17.75 ea.
SH42169	Dust cap only; 8000, 9000, PA, VE with single coulters arm.	852890	2.95 ea.
SH29106	Cap Retainer; 8000, 9000, PA, VE with single coulters arm.	YM2987-301	6.29 ea.
SH29105	Hub, no-till coulters; 8000, 9000, PA, VE with single coulters arm.	YM2900-105	58.95 ea.
No-Till Coulters Blades for 5100, 5700, 6000, 8000, 9000, PA, VE series.			
C8531	8 wave; 3/4" wide, 14-1/2" dia., .177" thick.	W247989B	44.95 ea.
W8531	13 wave; 3/4" wide, 16" dia., .177" thick.	854086	36.95 ea.
F8531	25 wave; 5/8" wide, 16" dia., .177" thick.	854161	38.95 ea.
C8519	Bubble Flute; 3/4" wide, 16" dia., .157" thick.	854159	37.95 ea.
GD2203	Fluted; 5/16" wide, 17" dia., .177" thick.	W218169B	44.95 ea.
WP854000A	14" Notched marker blade assembly with two heavy duty sealed bearings; 5100, 5700, 6000, 8000, 9000 series.		88.95 ea.
SH10283	16" Notched marker blade, 4 bolt; 8000, 9000, PA, VE series.	SN10866	34.95 ea.
280300	Marker hub with cups, 4 bolt; 8000, 9000, PA, VE series.	700721846	64.95 ea.
SH10290	Bearing Kit, 4 bolt marker; 8000, 9000, PA, VE series. (2) cups, (2) cone bearings, (1) seal, (1) dust cap.		26.95 kit

White Planter - Shoup Parts For (Cont.)



More monitor parts see pgs. 21-23.



Order No.	Description - Fits Series	Replaces White No.	SHOUP Savings Price
SH36050	Standard Sensor; early 5100, 5700.		54.95 ea.
SH46170	Standard Sensor; late 5100, 5700; 6000 series.		54.95 ea.
SH55244	High-Rate Sensor with single Weatherpack style connector; for population monitors on 6000, 8000 9000, PA series.		74.95 ea.
Note: Do not mix high-rate sensors with standard sensors on the same monitor system.			
SH48775	Seed Tube; 5100, 5700.	W248002B	24.95 ea.
700155	Seed Tube; 6000, 8000, PA series; 9000 series with MF/White seed meters.	700729710	16.50 ea.
SH70246	Seed Meter Pressure Blower Motor. 5100, 5700, 6000, 8000, 9000, PA series.	W247830B, 700729246	425.00 ea.
SH852227	Pressure Gauge, 0-5 WC (in. of water), 2-7/8" diameter; 5100, 5700, 6100, 6180, 6200*, 6300*, 6500, 6700, 6800, 6900 series.	852227	95.50 ea.
* Confirm gauge diameter before ordering.			
SH856704	Pressure Gauge, 0-5 WC (in. of water), 4-3/4" diameter; 6200*, 6300*, 8100, 8200, 8300, 8400, 8500, 8700, 8800, 8900, 9100, 9200, 9500, 9700, 9800, PA series.	700746150	159.80 ea.

Flexible Air Pressure Hose Size and Application

SH57650	2-3/4" I.D. x 20" standard meter hose; 6000, 8000, 9000, PA series.	N857650	14.25 ea.
SH57651	2-3/4" I.D. x 32" extended meter hose; 6000, 8000, 9000.	N857651	17.25 ea.
SH57660	5" I.D. x 24" manifold hose; 5100, 5700, 6000, 8000, 9000.	N857660	19.15 ea.
SH57661	5" I.D. x 32" manifold hose; 5100, 6000, 8000, 9000.	N857661	26.95 ea.
SH57654	4-1/2" I.D. x 24" manifold hose; 6000, 8000, 9000.	N857654	29.95 ea.
SH57656	4-1/2" I.D. x 74" manifold hose; 6000, 8000, 9000.	N857656	88.50 ea.

Seed Delivery Hose Size and Application

	Order No.		
1-1/2" I.D. Hose, use between tank manifold and seed meter. 8000, 9000, VE series.	SH99230	100 ft.	479.00 roll
	SH99235	50 ft.	269.00 roll

Clear hose with black spiral braid reinforcement, smooth outside and inside covers.



SHOUP® Replacement Parts for Allis Chalmers Planter Row Units 50, 71, 72, 73, 74, 77, 78, 79, 100



Order No.	Description	Replaces AGCO No.	SHOUP Savings Price
AC15209	13" Seed Opener Assembly. Includes dust cap.	70571117, 71502209	41.95 ea.
SH41485	Bearing; for seed and fertilizer opener.	7050967, 71502203	5.95 ea.
AC51612	Rivet, Oval Head, 5/16" dia., 1/2" long.		.15 ea.
AC57113	13-1/2" Fertilizer Opener Assembly, left. Includes dust cover and bolt.	71502841LH, 70571113LH	31.95 ea.
AC57114	13-1/2" Fertilizer Opener Assembly, right. Includes dust cover and bolt.	71502841RH, 70571113RH	31.95 ea.
SH45742	Bearing; for gauge wheel. Also used on marker blade mounted with roll pin.	70593891	8.25 ea.
SH35915	Gauge Wheel Bearing Sleeve for SH45742.		1.95 ea.
SMA11236119	Gauge Wheel Tire, smooth crown; 4" x 12".	7032356	29.95 ea.
GD9000	Nylon Gauge Wheel half for 4" x 12" tire; black. SH35915 spacer needed for SH45742. When replacing steel wheel halves 2 pcs. required.		14.25 ea.
SH24	Bearing for 1" x 7" press wheel.	70562134, 710673	8.49 ea.
W73885	13 wave blade for all AC no-till coulters; 7/8" wide, 17" diameter, .157" thick.		44.95 ea.
AC48582	Bearing Kit for AC no-till coulters. Includes (2) tapered bearings, (2) cups, (1) seal.		24.95 kit

SHOUP® Replacement Parts for Great Plains Planters



Order No.	Description	Replaces Great Plains No.	SHOUP Savings Price
GD4089	15" Seed Opener Assembly; 3/4" I.D. bearing, 4mm (.157) thick. Fits units prior to 1999.	404-007S, 404-061S, 404-089S	41.95 ea.
GD4121	15" Seed Opener Assembly; 5/8" I.D. bearing, 4mm (.157) thick. Fits units 1999 and after.	404-072S, 404-121S	40.95 ea.
GD2011	Bearing; 3/4" I.D. Fits openers prior to 1999; Terra-Tine row cleaner.	188-007V	9.25 ea.
GD8188	Bearing, 5/8" I.D. Fits openers 1999 and after.	188-001V	9.25 ea.
GD5034	Shim Washer; use with blades with 3/4" I.D. bearings.		.25 ea.
GD30628	Shim Washer; use with blades with 5/8" I.D. bearings.		.25 ea.
GD1130	Dust Cover, use with GD4121 blade assembly.	107-111D	2.95 ea.
SH81784	Green Nylon Pivot Bushing; Yield Pro row unit.	817-084C	1.90 ea.
SH81425	Gauge Wheel Assembly, 2.5" tire width. SH81425 with SH312132 bearing, (2) black steel rims.	814-257C	86.95 ea.
SH62070	Gauge Wheel Assembly, 3" tire width.	814-260C	86.95 ea.
SH76150	Gauge Wheel Assembly, 4.5" tire width. SH62070, SH76150 with SH312132 bearing, black nylon outer rim, black steel inner rim.	814-173C	91.95 ea.
SH81415	2.5" x 16" Tire, fits SH81425 gauge wheel assembly.	814-258C	32.95 ea.
SH85374	3" x 16" Tire, fits SH62070 gauge wheel assembly.	814-261C	40.95 ea.
SH32884	4.5" x 16" Tire, fits SH76150 gauge wheel assembly.	814-113C	37.95 ea.
SH312132	Bearing, gauge and press wheel. 16mm (.640) I.D.	822-170C	8.95 ea.
SH81400	1-1/4" x 13-1/2" closing wheel with wedge shaped tire and SH312132 bearing. <i>Confirm tire style and size before ordering.</i>	814-400C	69.25 ea.
SH64340	1" x 12" closing wheel with smooth crown tire and SH312132 bearing.	814-174C	39.95 ea.
SH32325	1" x 12" smooth crown tire	814-034C	8.95 ea.
SH55244	High-Rate Sensor; Yield Pro row unit.	833-222C	74.95 ea.
TS21031	Scraper Kit; for seed openers. Includes (2) arms, (2) scrapers blades with tungsten inserts. Fits units 1999 and after.		49.95 row
GD2039	Hub, frame mounted, single arm & fertilizer coulters.	200-039V	52.95 ea.
GD8220	Bearing Kit, for GD2039 hub.		16.95 kit
SH8603	Bearing, unit mounted, dual arm coulters.	822-215C	16.95 ea.
SH22677	Bearing Adapter for SH8603 (2 used).	204-329D	2.59 ea.
SH21652	Snap Ring for SH8603.	800-232C	1.99 ea.
SH80076	Down Pressure Spring. 10-7/16" overall x 1-9/16" O.D., 36 coils (2 or 4 used per row).	807-076C	11.95 ea.

Replacement Row Cleaner Parts - Martin 3 bolt

SH38130	13" Bevel Wheel; LH for row cleaner.	828-058C	83.50 ea.
SH38135	13" Bevel Wheel; RH for row cleaner.	828-059C	83.50 ea.
SH13305	3-Bolt hub and axle assembly for row cleaner.	815-255C	119.95 ea.
SH89104	Aluminum Treader Wheel for row cleaner.	828-060C	52.50 ea.
SH4500	Bearing kit. Fits all Martin row cleaners; One kit per wheel.		20.50 kit
SH1080	Dust Cap, fits all Martin row cleaners.	HS1328	3.39 ea.

Seed Delivery Hose Size and Application

	Order No.	Length	
1-1/2" I.D. Hose, tank to steel manifold. Yield Pro.	SH99230	100 ft.	479.00 roll
Clear hose with black spiral braid reinforcement, smooth outside and inside covers.	SH99235	50 ft.	269.00 roll


SHOUP® Replacement Parts for Deutz-Allis 385 and Landoll 4400 Planters




Order No.	Description - Fits Models	Replaces AGCO No.	SHOUP Savings Price
SH10363	Complete seed or fertilizer opener; 4mm (.157) thick, 16" dia. Fits left or right hand side.	71510363	49.95 ea.
SH32837	Oval Dust Cap; for 1.500" opening.	71509490	1.45 ea.
SH492709	Oval Dust Cap; for 1.375" opening.		1.75 ea.
SH41485	Bearing; for seed or fertilizer opener.	71502203	5.95 ea.
SH273160	Rivet, Oval Head, 1/4" dia., 5/8" long.		.20 ea.
WP248434	Rotating Scraper with Bearing Insert; for seed opener.	7151410	6.50 ea.
WP247647	Bearing with flange, 3/4" hex bore; fits seed and fertilizer transmission.	70594349	21.95 ea.
SH45742	Bearing; for closing wheel and gauge wheel. Also fits marker blade on all 4, 6, 8 row; 12 row to s/n 5001.	70593891	8.25 ea.
SH35915	Spacer; use with SH45742.		1.95 ea.
SH4X12D	Closing Wheel Tire, dual rib; 4" x 12".	71505936	33.95 ea.
GD9000	Nylon Closing Wheel Half for 4" x 12" tire; black. SH35915 spacer needed for SH45742 bearing. When replacing steel wheel halves 2 pcs. required.		14.25 ea.
SH46170	Replacement Sensor only; for 385 planter monitors.		54.95 ea.
W73885	13 wave blade for all AC no-till coulters; 7/8" wide, 17" dia., .157" thick.		44.95 ea.
AC48582	Bearing Kit for AC no-till coulters. Includes (2) tapered bearings, (2) cups, (1) seal.		24.95 kit

SHOUP® Replacement Parts for Monosem Plus Planters



Order No.	Description - Fits Models	Replaces Monosem No.	Price
SH90263	15" Seed Opener Assembly; 4mm (.157) thick. Includes cast hub and double row ball bearing.	900263, 7068.CO	69.95 ea.
SH07068	15" Seed Opener Blade; 4mm (.157) thick. 3-1/4" rivet circle diameter.		29.95 ea.
SH07014	Bearing for seed and fertilizer opener; also fits standard marker blade with 2 sealed bearings.	7014.A	16.95 ea.
SH17010	Rivet for seed opener.		.40 ea.
SH42046W	Gauge Wheel Assembly, 4.5" tire width. SH42046W with SH45742 bearing, (2) white steel rims.	7073	83.95 ea.
SH45742	Bearing for SH42046W. Fits early model units.	7081	8.25 ea.
SH35915	Spacer; use with SH45742.	7081.1	1.95 ea.
SH314	Spiral Pin; use with SH45742.	F64249	.50 ea.
SH76150	Gauge Wheel Assembly, 4.5" tire width. SH76150 with SH312132 bearing, black nylon outer rim, black steel inner rim.	7073.N	91.95 ea.
SH81425	Gauge Wheel Assembly, 2.5" tire width. SH81425 with SH312132 bearing, (2) black steel rims.	7073.SA	86.95 ea.
SH312132	Bearing for SH76150, SH81425. 16mm (.640) I.D. Fits late model units, wheels mount with bolt.	900125, 7140A	8.95 ea.
SH43297	1" x 12" Closing Wheel with SH45742 bearing.	7074	41.95 ea.
SH45742	Bearing for SH43297.	7081	8.25 ea.
SH64340	1" x 12" Closing Wheel with SH312132 bearing.	7074.N	39.95 ea.
SH312132	Bearing for SH64340. 16mm (.640) I.D. Fits late model units, wheels mount with bolt.	900125, 7140A	8.95 ea.
SH6221	Bearing for closing wheel. 20mm (.787) I.D., 12mm (.472) wide, 42mm (1.653) O.D. 2 used per closing wheel. Mounts on spindle shaft. Also used on seed meter shaft (2 used).	6221	5.75 ea.



SHOUP® Replacement Grain Drill Parts

Replaces OEM No. SHOUP Savings Price

Order No. Description - Fits Models

CASE-IH, CONCORD, AMITY, FARGO AIRE Grain Drills

GD6031	14" Heavy Duty Double Disc Assembly. Left.	39.95 ea.
GD6032	14" Heavy Duty Double Disc Assembly. Right.	39.95 ea.
GD6031 and GD6032 include bolt and dust cap. 510, 5100, 620, 6200, 8600; 5200 with conventional opener.		
GD4500	14" Extra Heavy Duty Disc Assembly. Left or Right on 5200 with heavy duty openers; all 5300, 6300. Left or Right on 5400, 5500, Concord, Fargo Aire with inline openers. Left or Right on Amity 40DD, 45DD air drills with double disc openers. Lead Blade only on 5400, 5500, Concord, Fargo Aire with offset openers.	32.95 ea.
GD4400	14" Extra Heavy Duty Disc Assembly. Trail blade only on 5400, 5500, Concord, Fargo Aire with offset openers.	32.95 ea.
SH41495	Bearing; 5300, 5400, 5500, 6300; 5200 with heavy duty openers.	5.95 ea.
SH273160	Rivet, Oval Head. 1/4" diameter, 5/8" long.	.20 ea.
SH51658	Rivet, Oval Head. 5/16" diameter, 5/8" long.	.20 ea.
SH492709	Dust Cap; use with GD4500 and GD4400.	1.75 ea.

Tungsten Scraper Kits; for Between Seed Openers

TS5200	Inline openers; 5100, 5200, 5300, 5400, 5500, 6200, 6300, 8600.	33.95 row
TS5405	Left leading offset openers; 5400, 5500.	35.95 row
TS5410	Right leading offset openers; 5400, 5500.	35.95 row
GD8154	Seed Tube; 510, 5100, 5300, 620, 6200, 6300 with double disc openers built 1974 and after with steel boot assembly.	819354C1 7.25 ea.
GD9793	Seed Tube; 5200; 5400, 5500 conventional with inline openers; 5400 Soybean Special. 5400 Soybean Special confirm seed tube length.	90793C1 10.25 ea.
GD1458	Seed Tube; 5400, 5500 Min-Till drills with offset openers; 5400, 5500 Soybean Special.	101458A2 9.95 ea.
GD9395	3" x 13" Press Wheel Assembly; used on individual depth press wheels. 510, 5100, 5200, 5300, 5400, 5500, 8600.	87645554 71.95 ea.
SH66261	Down Pressure Spring. 15" long x 1-7/64" O.D., .148" wire dia. 5100, 5200 with double disc openers.	6626-1 7.69 ea.
SH113976	Down Pressure Spring. 15-1/2" long x 1-5/16" O.D., .162" wire dia. 5300, 5400, 5500 with double disc openers.	113976A1 10.50 ea.

CASE-IH SDX30, SDX40 Air Seeders - 30, 40 Precision Disk Drills

SH306001	Single Disc Opener Blade. 22.5" dia., 6.5mm (.256).	306001A1 64.95 ea.
HB12X78NF	Hex Bolt for SH306001, 4 used.	.60 ea.
SH350347	Scraper, left; hardfaced.	350347A1 34.95 ea.
SH350348	Scraper, right; hardfaced.	350348A1 34.95 ea.
HTW12	Flat Washer for SH350347, SH350348.	.25 ea.
LN12NL	Lock Nut for SH350347, SH350348.	.35 ea.
SH306242	Spring, for scraper.	306242A1 3.99 ea.
SH360122	Seed flap.	306122A1 3.95 ea.
SH36035	Flat Washer for SH360122, 2 used.	.05 ea.
HN14	Hex Nut for SH360122, 2 used.	.06 ea.
SH76151	4.5" x 16" Gauge Wheel Assembly.	87604747 98.95 ea.
SH128633	4.5" x 16" Gauge Wheel Tire.	87602293 42.95 ea.
SH66565	Outer Gauge Wheel Half, nylon.	87604021 21.95 ea.
SH66621	Inner Gauge Wheel Half, steel.	87604612 15.95 ea.
SH312132	Bearing. Used on gauge wheel and packer wheel.	324461A1 8.95 ea.
SH64340	1" x 12" Packer Wheel with bearing.	87695406 39.95 ea.
SH32325	1" x 12" Packer Wheel Tire. For Needham Firming Wheel see pg. 101.	87461340 8.95 ea.
SH58502	Blockage Sensor.	87458502 104.95 ea.



Grain Drill - Shoup Parts For (Cont.)



Order No.	Description - Fits Models	Replaces OEM No.	SHOUP Savings Price
Case-IH 500, 500T, 550, 550T & New Holland P2080, P2085 Precision Disk Drills			
SH87385	Single Disc Opener Blade. 18" dia., 5mm (.197).	87488385	41.95 ea.
H01278	Hex Bolt for SH87385, 4 used.	86507009	.99 ea.
SH84273	Bearing; use with SH87385.	84154273	22.95 ea.
SH84806	Scraper, left; except 550, 550T.	84580806	52.95 ea.
SH84804	Scraper, right; except 550, 550T.	84580804	52.95 ea.
SH47615	Seed Deflector Flap; except 550, 550T.	47544615	2.75 ea.
SH58502	Blockage Sensor.	87458502	104.95 ea.
SH87255	4" x 12" Press Wheel Assembly.	87693254	64.95 ea.
4.5" x 16" Gauge Wheels and Parts See pgs. 37-38, 98 for Spoked Wheel Assemblies.			
SH76150	Gauge Wheel Assembly.	21618	91.95 ea.
SH32884	Gauge Wheel Tire.	87646854, 48052149	37.95 ea.
SH66621	Steel Gauge Wheel Half; black with 3-bolt center rim.	87604612	15.95 ea.
SH66565	Nylon Gauge Wheel Half; black with 3-bolt center rim.	87604021	21.95 ea.
SH312132	Bearing, Gauge Wheel.	306007A1	8.95 ea.
3" x 16" Gauge Wheels and Parts			
SH62070	Gauge Wheel Assembly.	87673693	86.95 ea.
SH85374	Narrow Gauge Wheel Tire.	87673694	40.95 ea.
SH66621	Inner Wheel Half; steel, black.	87604612	15.95 ea.
SH85375	Outer Wheel Half; nylon, black.	87673695	16.95 ea.
SH312132	Bearing, Gauge Wheel.	360007A1	8.95 ea.



Seed delivery hose with spiral braid reinforcement, smooth outside and inside covers.
Available in 100 and 50 ft. rolls.

Seed Delivery Hose for Case-IH, Concord, Flexi-Coil, New Holland Air Seeders and Drills

Hose Size and Application	Order No.		
1" I.D. delivery hose to seed opener, black.	SH86485	100 ft.	229.95 roll
	SH86486	50 ft.	134.95 roll
2-1/2" I.D. hose from tank to tower manifold, clear.	SH86286	100 ft.	619.95 roll
	SH86287	50 ft.	399.95 roll
1-1/4" I.D. hose from tank to Y flow divider on 25 ft., 30 ft., 40ft. 500, 500T, 550, 550T, P2080, P2085, clear.	SH84017	100 ft.	224.95 roll
	SH84018	50 ft.	128.95 roll

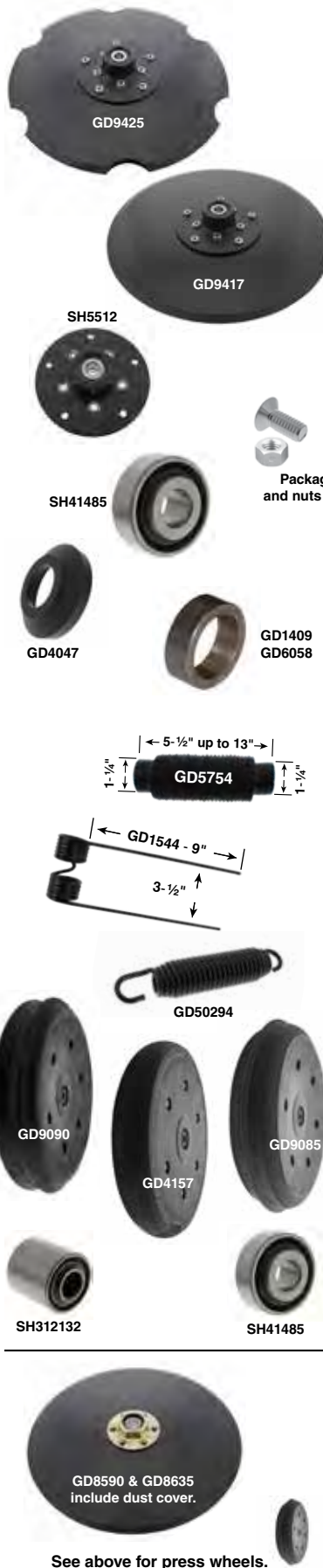


Esch 5505, 5507, 5510, 5512, 5603, 5605, 5607, 5610, 5612, FP605, FP607 Grain Drills			
GD1605	13-1/2" Double Disc Opener Assembly; 4mm (.157") thick.	1605	36.95 ea.
RM6453	Shim Washer, .097" thick; use with GD1605.	84000000	.40 ea.
GD30628	Shim Washer, .030" thick; use with GD1605.		.25 ea.
GD1130	Dust Cover; use with GD1605.	1604	2.95 ea.
GD8188	Bearing for Seed Opener.	1606	9.25 ea.
GD7585	Hardware Kit, use with GD8188; Includes (12) bolts and locknuts.		1.95 pkg.
GD4566	17" VT Wave Coulter Blade, .197" thick.	1666	59.95 ea.
GD2203	17" Fluted Coulter Blade, .177" thick.	1666A	44.95 ea.
GD1660	Bearing Kit; use with GD4566, GD2203 coulters blades.		27.95 ea.
GD4157	2" x 13" Press Wheel Assembly.	1610	64.95 ea.
SH312132	Bearing only; for GD4157.	1630	8.95 ea.

Order No.	Description - Fits Models	Replaces OEM No.	SHOUP Savings Price
CRUSTBUSTER All-Plant Grain Drills			
GD6037	16" Notched Double Disc Blade only; All-Plant 3400, 4000, 4020, 4025, 4030, 4560, 4610, 4613, 4615, 4620, 4740, 4745, 4750.	502633	44.95 ea.
GD9425	16" Notched Double Disc Assembly; All-Plant 3400, 4000, 4020, 4025, 4030, 4560, 4610, 4613, 4615, 4620, 4740, 4745, 4750.	845925	79.95 ea.
GD6029	16" Smooth Double Disc Blade only; All-Plant 3400, 4000, 4020, 4025, 4030, 4560, 4610, 4613, 4615, 4620, 4740, 4745, 4750.	502641	39.95 ea.
GD9417	16" Smooth Double Disc Assembly; All-Plant 3400, 4000, 4020, 4025, 4030, 4560, 4610, 4613, 4615, 4620, 4740, 4745, 4750.	845917	72.95 ea.
H58300	Mounting Bolt, right thread; use with GD9417, GD9425.	335620	1.95 ea.
H58300LH	Mounting Bolt, left thread; use with GD9417, GD9425.	335596	6.75 ea.
GD6035	Countersunk bolt and locknut kit to mount double disc blade to bearing hub; All-Plant 3400, 4000, 4020, 4025, 4030, 4560, 4610, 4613, 4615, 4620, 4740, 4745, 4750. 1 kit used per blade.		3.95 kit
SH5512	Hub and Bearing assembly for GD6037 and GD6029 blades.		34.95 ea.
SH41485	Bearing. 2 used per disc on All-Plant openers.	400580, 401042	5.95 ea.
GD4047	Rubber Dust Seal. 2 used per disc.	400747	1.75 ea.
GD1409	Spacer, 7/8" O.D., fits inside GD4047, prior to 2006.	146209	.95 ea.
GD6058	Spacer, 1" O.D., fits inside GD4047, 2006 & after.	606558	1.75 ea.
FW58	Flat Washer, use with outer GD4047, prior to 2009.	330878	.38 ea.
GD2717	Dust Cover, use with outer GD4047, 2009 & after.	278317	3.95 ea.
GD5754	Rubber Seed Tube; All-Plant 3400.	570754	9.75 ea.
GD5726	Clear Upper Seed Tube (not pictured); All-Plant 3400.	570275	4.95 ea.
GD50294	Down Pressure Spring with hook on both ends. All-Plant openers built 2006 & after. 10-7/8" overall length. 2 used. 4000, 4020, 4025, 4030, 4560, 4610, 4613, 4615, 4620, 4740, 4745, 4750.	502294	26.50 ea.
GD1544	Harrow Tine, Crustbuster All-Plant. 1-7/8" O.D. coil.	501544	4.95 ea.
GD9090	3" x 13" Dual Rib Press Wheel with SH312132 bearing. All-Plant and Min-Till 3400, 4000, 4020, 4025, 4030, 4560, 4610, 4613, 4615, 4620, 4740, 4745, 4750.	531541	73.95 ea.
GD9085	3" x 13" Single Rib Press Wheel with SH312132 bearing. All-Plant and Min-Till 3400, 4000, 4020, 4025, 4030, 4560, 4610, 4613, 4615, 4620, 4740, 4745, 4750.	531111 (w/steel wheel halves)	71.50 ea.
GD4157	2" x 13" Smooth Press Wheel with SH312132 bearing. All-Plant and Min-Till 3400, 4000, 4020, 4025, 4030, 4560, 4610, 4613, 4615, 4620, 4740, 4745, 4750.	531095	64.95 ea.
SH312132	Press Wheel Bearing, Double Row. 1-3/4" wide, 1-9/16" O.D., 5/8" bore. All-Plant and Min-Till 3400, 4000, 4020, 4025, 4030, 4560, 4610, 4613, 4615, 4620, 4740, 4745, 4750. Confirm bearing dimensions before ordering.	403188	8.95 ea.
SH41485	Press Wheel Bearing, Single Row. 3/4" wide, 1-25/32" O.D., 5/8" bore. All-Plant and Min-Till 3400, 4000, 4020, 4025, 4030, 4560, 4610, 4613, 4615, 4620, 4740, 4745, 4750.	401042	5.95 ea.

CRUSTBUSTER Min-Till Grain Drills

GD8590	15" Leading Double Disc Assembly; Min-Till 4000, 4020, 4025, 4030, 4740, 4745, 5020.	859090	36.95 ea.
GD8635	13-1/2" Trailing Double Disc Assembly; Min-Till 4000, 4020, 4025, 4030, 4740, 4745, 5020. Confirm trailing blade diameter.	863597	34.50 ea.
GD8590	15" Leading and Trailing Double Disc Assembly; Min-Till 5007, 5010, 5015, 5527, 5530, 5536.	859090	36.95 ea.



See above for press wheels.

Grain Drill - Shoup Parts For (Cont.)



Order No.	Description - Fits Models	Replaces OEM No.	SHOUP Savings Price
CRUSTBUSTER Conventional Grain Drills			
GD0210	13-1/2" Double Disc Assembly, right; conventional models.	863597RH	34.50 ea.
GD0254	13-1/2" Double Disc Assembly, left; conventional models.	863597LH	34.50 ea.
AC51612	Rivet, Oval Head. 5/16" diameter, 1/2" long.		.15 ea.
SH41485	Bearing. 1 used per disc on standard openers; also 2" x 13" and 3" x 13" press wheels.	400580, 401042	5.95 ea.
GD5719	Rubber Seed Tube; Conventional 3300, 3400; early red drills.	570119	10.25 ea.
GD5754	Rubber Seed Tube; Conventional 3700, 3800.	570754	9.75 ea.
GD5758	Clear Upper Seed Tube (not pictured); Conventional 3800.	570507	3.79 ea.



Monitor Systems for Grain Drills

Combine a console, harness and sensor kit to build a monitor system that fits your needs.

Consoles

Order No.	Description	
502800	Vanguard VM-5100 non-population console, monitors up to 16 rows. Indicates seed flow by row with a bar graph for comparison between rows and low/no seed visual indicators. 7" color backlit touch screen. Audible alarm. 15 ft. cable with 37 pin connector wired for John Deere and DICKEY-john.	749.00 ea.
502825	Vanguard VM-5600 population console with GPS speed sensor, monitors up to 32 rows. Displays population by row or entire drill, speed and 3 acre totals. Seed spacing displayed in inches with average/min./max. across all rows. 15 ft. cable with 37 pin connector wired for DICKEY-john.	1675.00 ea.

502800 and 502825 include 1.5" RAM ball see pgs. 483-484 for RAM arms and mounts. Adaptable to most existing harness and sensor kits.



Harness and Sensor Kits

Vanguard Harness and Sensor Kits can be used with your present planter monitor console or select from one of the consoles shown above. Heavy duty harness construction. All cable and connections are made to high quality OEM specifications.

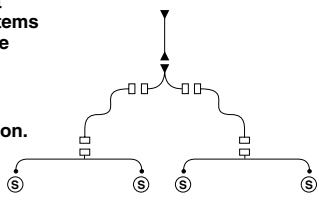
DICKEY-john® high rate drill sensors are used to detect seed flow. When used with a population monitor, these sensors will give a count accurate enough to be a valuable aid in checking seed spacing and determining rate changes as you change varieties.



Specify when ordering:

1. Make and model of monitor console.
2. Make and model of grain drill.
3. Number of sensors desired.

Vanguard Systems are designed to fit both your drill and your monitor. Systems include harness, high rate sensors, tie wraps and operating instructions. Shown is a typical 2 section drill application. Harnessing is provided from the hitch back to each drill section. High-rate sensors are positioned on the outside ends of each section.



	No. of Sensors in Kit	
Single Section 7 ft. - 20 ft. No-Till Drills	2	540.00 kit
Single Section 7 ft. - 20 ft. No-Till Drills	4	850.00 kit
2 Section Folding 24 ft. - 30 ft Drills	4	999.00 kit
2 Section Folding 24 ft. - 30 ft Drills	8	1799.00 kit
3 Section Folding 30 ft. - 45 ft. Drills	6	1230 .00 kit
3 Section Folding 30 ft. - 45 ft. Drills	12	2549.00 kit
SH46526 High-rate sensor with WeatherPack connector.		133.95 ea.



S.I. Belt Meter Parts

Order No.	Description	
BMP5008	Belt, 2 used per meter.	8.29 ea.
BMP5009	Cutoff Brush, 1 used per meter.	9.75 ea.
BMP5022	Cotter pin for BMP5009.	1.09 ea.
BMP5011	Drop Brush, 1 used per meter.	13.50 ea.



JOHN DEERE Conventional & Air Grain Drills



Order No.	Description - Fits Models	Replaces OEM No.	SHOUP Savings Price
Double Disc Opener Assemblies and Blades GD3000, GD3001 not for use with depth bands.			
GD3000	13-1/2" Flat Double Disc Assembly; Right.		32.95 ea.
GD3001	13-1/2" Flat Double Disc Assembly; Left.		32.95 ea.
GD3000, GD3001 include 204 series ball bearing, 11 ga. blade, dust cover, mounting bolt. Fits cast boots on 450, 515, 520, 8100, 8200, 8250, 8300, 8350, 8500, 8550, 9300, 9350, 9400, 9450; 770, 780, 1060 air seeders. Fits B, B-A, B-B, B-C, D-C, DF-B, DF-C, DR-A, DR-B, FB-B, FB-C, LL-A, LL147, LL166, PD-A with ball bearings. Will not replace early models with hard-iron bearing and cast threads.			
GD1645	13-1/2" Domed Blade, .118" thick.		19.95 ea.
Fits aluminum boots on 450, 455, 515, 520, 1520, 8100, 8200, 8250, 8300, 8350, 8500, 8550, 9400, 9450, BD1108, BD1110, BD1113; 730, 770, 780, 1060 air seeders.			
SH482052	Mounting Bolt and Nut, right thread; use with GD1645.	N282052	2.50 ea.
SH482053	Mounting Bolt and Nut, left thread; use with GD1645.	N282053	3.25 ea.
SH263911	Washer, 2-1/4" O.D.; use on outer side of blade.	N163911	1.95 ea.
SH22	Bearing; use with GD1645 blade.	AN281357	5.59 ea.
SH319634	Bearing Flange, heavy 11 ga.	N219634	4.75 ea.
FB450	Hardware Kit; use to mount SH319634 to seed boot.	—	1.95 kit
SH381888	Dust Cover; use between bearing flange and blade.	N281888	1.99 ea.
SH380975	Felt Seal (replaces caulking); use with SH22 bearing.	N280975	1.95 ea.
SH382054	Shim Washer, .047" thick.	N282054	.25 ea.
TS455	Scraper Kit; for between seed openers for John Deere drills with double disc openers. Includes left and right scraper blades with tungsten inserts, spring, t-bolt.		29.95 row

Double Disc Opener Down Pressure Springs



SH258	Spring for short opener arm with flat openers . 13" long x 1" O.D., 38 coils.	S158M	10.75 ea.
SH202	Spring for long opener arm with flat openers . 14-1/2" long x 1" O.D., 43 coils.	S102M	12.35 ea.
SH267591	Spring for short opener arm with domed openers . 13-1/2" long x 1-1/4" O.D., 32 coils.	N167591	13.95 ea.
SH266271	Spring for long opener arm with domed opener . 14-7/8" long x 1-1/4" O.D., 38 coils.	N166271	17.30 ea.
SH266271	Standard Spring for short opener arm , .177" wire. 14-7/8" long x 1-1/4" O.D., 38 coils.	N166271	17.30 ea.
SH269199	Standard Spring for long opener arm , .207" wire. 16-7/16" long x 1-1/4" O.D., 47 coils.	N169199	19.25 ea.
SH317584	Heavy Duty Spring for short opener arm , .218" wire. 14-13/16" long x 1-1/2" O.D., 31 coils.	N217584	18.25 ea.
SH317585	Heavy Duty Spring for long opener arm , .218" wire. 16-7/16" long x 1-1/4" O.D., 45 coils.	N217585	19.50 ea.
SH269199	Standard Spring, .207" wire. 16-7/16" long x 1-1/4" O.D., 47 coils.	N169199	19.25 ea.
SH319084	Spring for short opener arm . 13-3/16" long x 1-13/32" O.D., 28 coils.	N219084	15.70 ea.
SH317584	Heavy Duty Spring for long opener arm . 14-13/16" long x 1-1/2" O.D., 31 coils.	N217584	18.25 ea.
SH319429	Spring for short opener arm . 9-1/2" long x 2-5/8" O.D., 12 coils.	N219429	32.50 ea.
SH319430	Spring for long opener arm . 11" long x 2-5/8" O.D., 14 coils.	N219430	37.65 ea.

Single Disc Opener Down Pressure Springs

SH258	Spring for short opener arm with 13" or 14" single concave opener. 13" long x 1" O.D., 38 coils.	S158M	10.75 ea.
SH202	Spring for long opener arm with 13" single concave opener. 14-1/2" long x 1" O.D., 43 coils.	S102M	12.35 ea.
SH266271	Spring for long opener arm with 14" single concave opener. 14-7/8" long x 1-1/4" O.D., 38 coils.	N166271	17.30 ea.

Grain Drill - Shoup Parts For (Cont.)

Order No.	Description - Fits Models	Replaces OEM No.	SHOUP Savings Price
SH380837	17" Pull Strap for Opener. 455 s/n 1569 & up; 1520 drill; 730 air seeder.	N280837	44.95 ea.
SH380838	21-3/4" Pull Strap for Opener. 455 s/n 1569 & up; 1520 drill; 730 air seeder.	N280838	49.25 ea.
SH380839	Pivot Bushing for SH380837, SH380838; 2 used.	N280839	1.95 ea.
SH3265	Hex Bolt for mounting drawbar strap to seed boot; 2 used.		1.25 ea.
SH2964	Hex Bolt for SH380839; 2 used.	19H2964	.75 ea.
SH1226	Flat Washer for SH2964; 2 used.	24H1226	.15 ea.
LN12GRC	Lock Nut for SH2964 and SH3265; 4 used.	K40014	.35 ea.
SH389917	U-Bolt with hardware for mounting opener bracket; 1 used. 455 s/n 1569 & up; 1520 drill; 730 air seeder.	N189917	6.99 ea.
204BBAR	Bearing; fits single disc openers built 1961 and after.		6.95 ea.
014X12	Rivet; oval head, 1/4" dia., 1/2" long. 6 used.		.15 ea.
GD17520	Rubber dust seal; fits single disc openers built 1961 and after.		1.50 ea.
SH507659	Rubber Tube, seed and fertilizer. 450, 8100, 8200, 8250, 8300, 8350, 8500, 8550, BD1108, BD1110, BD1113.	M61104	8.75 ea.
SH607661	Rubber Tube. Seed and fertilizer 455; Seed only 1520.	N407661	14.50 ea.
SH310223	Rubber Tube, seed. 515 with double disc openers; 520 s/n 1246 & up.	N210223	15.25 ea.
SH318670	Rubber Tube, seed. 1530 front rows.	N218670	14.50 ea.
SH507659	Rubber Tube, seed. 1530 rear set back rows.	M61104	8.75 ea.
SH319618	Cover, Depth Control. 455, 730, 1520.	N219618	26.50 ea.
SH381474	Handle, Depth Control. 455, 730, 1520.	N281474	22.50 ea.
SH2324	Spring, Depth Control. Use with SH381474.	P1324B	1.50 ea.
SH50002	Lock Nut. Use with SH381474.	K40002	.10 ea.
<i>See pg. 97 for air seeder hoses.</i>			
GD8140	Tire, side depth gauge wheel. 450, 515, 520, 8100, 8200, 8250, 8300, 8500, 8550, BD1108, BD1110, BD1113.	N165265	21.95 ea.
SH22	Bearing, side depth gauge wheel. 450, 515, 520, 8100, 8200, 8250, 8300, 8500, 8550, BD1108, BD1110, BD1113.	AN281357	5.59 ea.
GD1202	2" x 13" Press Wheel with nylon wheel halves and smooth crown tire. 450, 455, 515, 520, 730, 770, 780, 1060, 1520, 8100, 8200, 8250, 8300, 8350, 8500, 8550, BD1108, BD1110, BD1113.	AN162400, AN281598	61.95 ea.
SH262781	U-bolt, use with GD1202.		2.75 ea.
FN38	Flange nut, use with SH262781.		.22 ea.

Seed Stop Cover



Create different row spacings by snapping covers over unused feed cups.

Snap in design for quick installation and easy removal.



Plastic Construction

Order No.	Fits John Deere Drills	SHOUP Savings Price
SH75077	BD1108, BD1110, BD1113, 450, 455, 515, 520, 750, 1520, 1530, 1560, 1590, 8100, 8200, 8250, 8300, 8350, 9300, 9350, 9400, 9450.	1.95 ea.



The Keeton Seed Firmer glides through the seed trench, setting seeds into the bottom of the vee as they emerge from the seed tube. Get more uniform placement, better seed/soil contact, less impact from slotting and fewer shallow planted seedlings.



Each drill firmer includes a liquid tube, (removable if not used). Hardware and mounting brackets included.

Order No.	Fits Drills	SHOUP Savings Price	Order No.	Fits Drills	SHOUP Savings Price
P2011	Great Plains with 13-1/2" openers & meter mounted to seed box.	29.50 ea.	P2031	Crustbuster All-Plant 3400, 4000, 4025, 4030, 4615, 4620.	30.50 ea.
P2016	Great Plains with 13-1/2" openers & meter mounted to row unit.	29.50 ea.	P2051	John Deere 455. Not for drills w/dry fertilizer or TS455 scrapers.	29.50 ea.
P2021	Case-IH 5100, 5200, 5300, 5400, 5500. Will not fit 5400 or 5500 Soybean Special.	29.50 ea.	P2057	John Deere 750, 1850.	65.00 ea.
			P2058	John Deere 1560, 1860, 1590, 1690, 1890, 1990.	50.00 ea.
			P2081	Tye.	30.50 ea.



Order No.	Description - Fits Models	Replaces OEM No.	SHOUP Savings Price
SH314190	Single Disc Opener Blade; 750, 1560, 1590, 1690, 1835, 1850, 1860, 1890, 1895, 1990; N500 series Air Drills. 18" diameter, .197" thick.	N214190, N283804	29.95 ea.
C38100	Bolt for SH314190; 750, 1560, 1690, 1850, 1860; 1590, 1835, 1890, 1895, 1990 to s/n 780100. 4 used per blade.		.34 ea.
FN38	Flange Nut for C38100; 4 used per blade.		.22 ea.
MFB10X30	Flange Bolt for SH314190; 1590, 1835, 1890, 1895, 1990 s/n 780101 & up; N500 series Air Drills; 4 used per blade.	19M7786	.75 ea.
SH314195	Bearing Kit for Single Disc Opener; 750, 1850. Includes cups, cones, seals, retainers, o-ring, cotter pin.		25.95 kit
SH319700	Cast Hub for Single Disc Opener; 750, 1850.	N219700	58.75 ea.
SH381813	Bearing for Single Disc Opener; 1560, 1590, 1690, 1835, 1860, 1890, 1895, 1990; N500 series Air Drills. (1 used).	AN281813	34.95 ea.
SH7229	Snap Ring for SH381813.	40M7229	2.19 ea.
SH381241	Hub Seal, rear; 3-11/16" O.D. 1 used.	AN281241	8.19 ea.
SH43806	Wear Sleeve for SH381241 seal.	W33806	5.95 ea.
14970	Hub Seal, front; 2-5/16" O.D. 1560; 1590 to s/n 790100; 1690, 1835, 1860; 1890 to s/n 780100; 1895, 1990. (1 or 2 used).	B13294	4.75 ea.
SH319000	Wear Ring for 14970 seal.	N219000	2.09 ea.
SH381856	Hub with bearing, wear ring and snap ring; 1560, 1690, 1860; 1590, 1835, 1890, 1895, 1990 to s/n 780100.	AN281856	69.95 ea.
SH380725	Opener Spindle with depth adjustment plate only; 750, 1850.	AN280725	78.95 ea.
912953	Slotted Nut for SH380725.	14H1086	.95 ea.
SH382374	Gauge Wheel Arm; 750, 1850.	AN282374	79.95 ea.
SH315544	Depth Adjustment Pin; 750, 1850.	N215544	23.50 ea.
SH52578	Spring for SH315544.	M42578	1.50 ea.
LN58	Locknut for SH315544.	—	.80 ea.
SH83951	Gauge Wheel Arm and Shaft; with grease zerk. 1560; 1590 to s/n 790100; 1690, 1835, 1860; 1890 to s/n 780100; 1895, 1990.	AA92485, AA73951	56.95 ea.
SH382118	Spindle, right. 1560; 1590 to s/n 780100; 1690, 1835, 1860; 1890 to s/n 780100; 1895, 1990.	AN282118	33.95 ea.
SH383800	Nut, right hand thread; use with SH382118.	N283800	4.95 ea.
SH382119	Spindle, left. 1560; 1590 to s/n 780100; 1690, 1835, 1860; 1890 to s/n 780100; 1895, 1990.	AN282119	33.95 ea.
SH383801	Nut, left hand thread; use with SH382119.	N283801	5.95 ea.
SH55750	O-ring; use with SH382118, SH382119.	P45750	.50 ea.
SH318546	Bushing, top of opener arm; 750, 1850. (2 per arm).	N218646	5.39 ea.
SH383636	Bushing, top of opener arm; 1560, 1590, 1690, 1835, 1860, 1890, 1895, 1990; N500 series Air Drills. (2 per arm).	N283636	5.39 ea.
SH380486	Pin, top of opener arm; 750, 1850.	N280486	31.95 ea.
SH382536	Pin, top of opener arm; 1560, 1590, 1690, 1835, 1860, 1890, 1895, 1990; N500 series Air Drills.	N282536	32.95 ea.
SH316568	Thrust Washer for SH380486, SH382536. 1 used.	N216568	1.95 ea.
SH381015	Plastic seed tube. Late 750; 1560, 1590.	N281015	12.50 ea.
SH381754	Rubber retainer, holds seed tube to meter. Late 750; 1560, 1590.	N281754	2.25 ea.
GD71104	Tube, seed. 750, 1560, 1590.	N407659	8.25 ea.
62020	Hose clamp for GD71104.	TY22467	.99 ea.
SH75085	Seed tube update for 750 to s/n 10549. Replaces short elbow and conduit tube with straight plastic tube. Includes SH381015 tube, SH381754 retainer, GD71104 rubber tube, 62020 hose clamp.		22.50 row
SH319133	Front Seed Tube, steel. 750 s/n 251 & up.	N219133	19.95 ea.
SH318633	Rear Seed Tube, steel. 750 s/n 251 & up.	N218633	19.95 ea.
SH318632	Rear Center Seed Tube, steel. 1 used. 750 s/n 251-19184.	N218632	27.50 ea.
SH383738	Front Right Seed Tube, steel. 1590.	N283738	18.50 ea.
SH383739	Front Left Seed Tube, steel. 1590.	N283739	18.50 ea.
SH383740	Rear Seed Tube, steel. 1590.	N283740	18.50 ea.
SH46526	High-Rate Sensor, population, Weatherpack connector. 455, 750, 1530, 1560, 1590.	AA38813	133.95 ea.
SH80077	Blockage Sensor, non-population, Weatherpack connector. 1830, 1835, 1870, 1890, 1895, 1990; N500 series Air Drills. Fits 1" I.D. hose.	AA70077	89.95 ea.

Grain Drill - Shoup Parts For (Cont.)



Order No.	Description - Fits Models	Replaces OEM No.	SHOUP Savings Price
750, 1850 Seed boots and Mounting Hardware			
SH380446	Boot, Standard, right.	N280446	39.95 ea.
SH380447	Boot, Standard, left.	N280447	39.95 ea.
SH380316	Boot, Carbide-tipped, right.	AN280316	96.95 ea.
SH380317	Boot, Carbide-tipped, left.	AN280317	96.95 ea.
SH381525	Bolt, mounts seed boot to drill.	N281525	1.95 ea.
LN38	Lock Nut, use with SH381525.		.20 ea.
SH09749	Bolt, holds steel tube to seed boot.	A99749	.75 ea.
1560, 1860 Seed boots and Mounting Hardware			
SH383432	Lower Boot, right. Chrome alloy.	N283432, N282884	29.95 ea.
SH383433	Lower Boot, left. Chrome alloy.	N283433, N282885	29.95 ea.
SH204859	Bolt, mount lower boot to upper boot.	R104859	1.40 ea.
SH50002	Lock Nut, use with SH204859.	K40002	.10 ea.
SH382625	Bolt, mount upper boot to drill; 1560, 1860.	N282625	2.25 ea.
LN716	Lock Nut, use with SH382625.		.30 ea.
SH09749	Bolt, holds steel tube to seed boot.	A99749	.75 ea.
1690; 1590, 1890, 1895, 1990 to s/n 780100 Seed boots and Mounting Hardware			
SH383730	Boot, Standard, right.	N283730, N284044	36.95 ea.
SH383731	Boot, Standard, left.	N283731, N284045	36.95 ea.
SH09749	Bolt, holds steel tube to seed boot.	A99749	.75 ea.



Tension Spring for Seed Boot			
SH380485	Tension Spring, seed boot. 750, 1560, 1590, 1690, 1850, 1860, 1890, 1895, 1990; N500 series Air Drills.	N280485, N284055	4.29 ea.
Poly Seed Flaps for Seed Boot			
SH319982	Poly Flap; 750, 1690, 1850; 1590, 1890, 1895, 1990 to s/n 780100.	N219982	1.95 ea.
FB1412	Flange Bolt for SH319982.	N14820	.50 ea.
SH382843	Poly Flap; 1560, 1860 with 2 piece boot.	N282843	3.25 ea.

Seed Boot Update for 1560 Drills
 Convert 1560 2-piece boot to 1-piece (90 series) boot style.
 Order 1 tube kit & equal quantities of SH90730 and SH90731 per drill.

		Drill Width	Spacing	Steel Tubes/Kit	
SH90730	Seed Boot update, right. Includes SH383730 boot, seed flap, trash shield, hardware.				51.95 ea.
SH90731	Seed Boot update, left. Includes SH383731 boot, seed flap, trash shield, hardware.				51.95 ea.
SH56016	Tube kit	10 ft.	7-1/2"	16	265.95 kit
SH56024	Tube kit	15 ft.	7-1/2"	24	399.95 kit
SH56018	Tube kit	15 ft.	10"	18	299.95 kit
SH56032	Tube kit	20 ft.	7-1/2"	32	532.95 kit
SH56024	Tube kit	20 ft.	10"	24	399.95 kit



Hose Size and Application	Replaces OEM No.	Order No.		
1" I.D. delivery hose to seed boots.	AA54445	SH64445	100 ft.	198.50 roll
		SH63100	50 ft.	114.25 roll
2-1/2" I.D. hose from tank to tower manifold.	AA54447	SH64447	100 ft.	619.95 roll
		SH63212	50 ft.	399.95 roll
1-1/4" I.D. hose from tank to Y flow divider on 1990CCS.	AA64213	SH74213	100 ft.	224.95 roll
		SH74114	50 ft.	128.95 roll

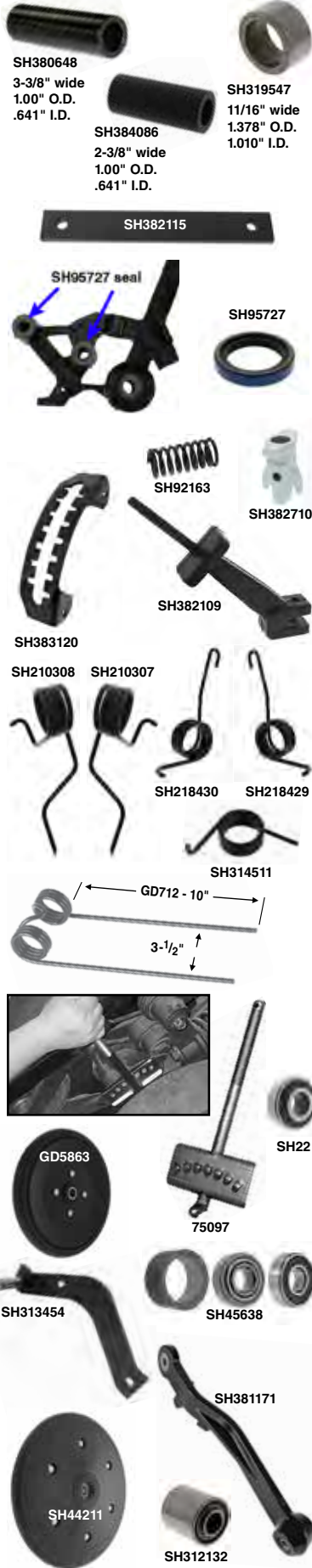


Gauge Wheel Halves					
SH32780Y	Gauge Wheel Half; steel, yellow. 750, 1560, 1850.	3/8"	A22780	15.95 ea.	
SH66621	Gauge Wheel Half; steel, black. 750, 1560, 1850, 1860; Early 1590, 1690, 1835, 1890, 1895, 1990; N500 series Air Drills. Confirm outside wheel flange dimension.	7/8"	A56621, A85104	15.95 ea.	
SH87880	Gauge Wheel Half; steel, black. Late 1590, 1690, 1835, 1890, 1895, 1990; N500 series Air Drills.		A77880	15.95 ea.	
SH66565	Outer Wheel Half; nylon, black. 1560, 1590, 1690, 1835, 1860, 1890, 1895, 1990; N500 series Air Drills.		A56565	21.95 ea.	
SH66621	Gauge Wheel Half; steel, black. Use with Shoup SH85374 tire.		A85104	15.95 ea.	
SH85375	Outer Wheel Half; nylon, black. Use with Shoup SH85374 tire.		A85134	16.95 ea.	
SH312132	Bearing, gauge wheel. 750, 1560, 1590, 1690, 1835, 1850, 1860, 1890, 1895, 1990; N500 series Air Drills.		AN212132	8.95 ea.	

Grain Drill - Shoup Parts For (Cont.)

	Order No.	Description - Fits Models	Replaces OEM No.	SHOUP Savings Price
 <p>SH32884 SH87881</p> <p>Standard profile</p>	Rubber Gauge Wheel Tires, 4.5" x 16"			
	SH32884	Tire, standard profile. 750, 1560, 1850, 1860; Early 1590, 1690, 1835, 1890, 1895, 1990; N500 series Air Drills.	 <p>A22884, A84050</p>	37.95 ea.
 <p>SH128633 SH94451</p> <p>RIP</p>	SH128633	Tire, reduced inner profile (RIP). 750, 1560, 1850, 1860; Early 1590, 1690, 1890, 1895, 1990.	 <p>A84450, A82740</p>	42.95 ea.
	SH87881	Tire, standard profile. Late 1590, 1690, 1835, 1890, 1895, 1990; N500 series Air Drills.	 <p>A84062, A77881</p>	40.95 ea.
 <p>SH85374</p> <p>RIP</p>	SH94451	Tire, reduced inner profile (RIP). Late 1590, 1690, 1890, 1895, 1990.	 <p>A84451, A82253</p>	46.95 ea.
	Rubber Gauge Wheel Tires, 3" x 16" Will not fit MudSmith™ Narrow Gauge Wheel Assembly M3305.			
 <p>SH85374</p>	SH85374	Tire, Narrow 3". JD, Carlisle® cast spoked; nylon & steel gauge wheels; Shoup SH62070 nylon & steel wheels. 750, 1560, 1590, 1690, 1835, 1850, 1890, 1895, 1990; N500 series Air Drills.	A85133	40.95 ea.
	Gauge Wheel Assemblies See pg. 37-38 for Carlisle® and MudSmith™ Assemblies			
 <p>GD7500</p>	GD7500	750, 1850.	standard 4.5" x 16" steel yellow AN211864	83.95 ea.
	SH76604	750, 1560, 1590, 1690, 1835, 1850, 1860, 1890, 1895, 1990; N500 series Air Drills.	standard 4.5" x 16" steel inner, nylon outer AA66604, AN281360	93.95 ea.
 <p>SH62070</p> <p>3" x 16" Narrow Assembly</p>	SH76599	1560, 1590, 1690, 1835, 1860, 1890, 1895, 1990; N500 series Air Drills.	standard 4.5" x 16" steel black AA66599	83.95 ea.
	SH62070	750, 1560, 1590, 1690, 1835, 1850, 1860, 1890, 1895, 1990; N500 series Air Drills.	narrow 3" x 16" steel inner, nylon outer AA66988	86.95 ea.
	SH382054	Shim washer, .047" thick, gauge wheel mount.	N282054	.25 ea.
	H58300	Bolt, mounts gauge wheel to arm. 750, 1850.	19H1863	1.95 ea.
	H58234	Bolt, mounts gauge wheel to arm. 1560, 1590, 1690, 1835, 1860, 1890, 1895, 1990.	19H1890	1.80 ea.
<ul style="list-style-type: none"> • Urethane gauge wheel tires provide exceptional wear life compared to standard rubber tires. • Urethane tires are puncture and tear resistant which reduces down time and lowers maintenance costs. 	Urethane Gauge Wheel Tires, 4.5" x 16"			
	SH97381	Tire; 750, 1560, 1850, 1860; Early 1590, 1690, 1835, 1890, 1895, 1990; N500 series Air Drills. Case-IH 500, 500T, 550, 550T. New Holland P2080, P2085.	 <p>—</p>	91.95 ea.
	Confirm outside wheel flange dimension			
	SH97382	Tire; Late 1590, 1690, 1835, 1890, 1895, 1990; N500 series Air Drills.	 <p>—</p>	91.95 ea.
Urethane Gauge Wheel Assemblies, 4.5" x 16"				
 <p>SH97381</p>	SH97387	750, 1850.	standard 4.5" x 16" steel yellow —	138.95 ea.
	 <p>SH97388</p>	SH97383	750, 1560, 1590, 1690, 1835, 1850, 1860, 1890, 1895, 1990; N500 series Air Drills.	standard 4.5" x 16" steel inner, nylon outer —
SH97388		1560, 1590, 1690, 1835, 1860, 1890, 1895, 1990; N500 series Air Drills.	standard 4.5" x 16" steel black —	138.95 ea.
 <p>SH97385</p>	SH97386	Case-IH 500, 500T, 550, 550T. New Holland P2080, P2085.	standard 4.5" x 16" steel black —	138.95 ea.
	SH97384	750, 1560, 1590, 1690, 1835, 1850, 1860, 1890, 1895, 1990; N500 series Air Drills. Case-IH 500, 500T, 550, 550T. New Holland P2080, P2085.	standard MudSmith™ —	222.95 ea.
	SH97385	750, 1560, 1590, 1690, 1835, 1850, 1860, 1890, 1895, 1990; N500 series Air Drills.	standard Carlisle® Spoked —	212.95 ea.
	SH97391	Case-IH 500, 500T, 550, 550T. New Holland P2080, P2085.	standard Carlisle® Spoked —	212.95 ea.

Grain Drill - Shoup Parts For (Cont.)



Order No.	Description - Fits Models	Replaces OEM No.	SHOUP Savings Price
SH380648	Pivot Bushing for closing wheel arm, bolts to top of arm. 750 s/n 6001 & up, 1560, 1690, 1850, 1860; 1590, 1890, 1895, 1990 to s/n 780100.	N280648	10.75 ea.
SH23353	Bolt for SH380648.		4.25 ea.
LFN58	Lock Nut for SH380648.		1.25 ea.
SH319547	Bushing for closing wheel arm, fits over SH380648 bushing (2 used). Also used for press wheel arm, fits over SH384086 bushing (2 used). Located in the cast arm. 750 s/n 3835 & up, 1560, 1690, 1850, 1860; 1590, 1835, 1890, 1895, 1990 to s/n 780100.	N219547	3.95 ea.
SH384086	Pivot Bushing for press wheel arm, bolts to top of arm. 1560, 1590, 1690, 1860; 1835, 1890, 1895, 1990 to s/n 780100.	N284086	10.25 ea.
SH2726	Bolt for SH384086.	19H2726	2.45 ea.
FW58	Flat washer for SH384086.		.38 ea.
LN58	Lock Nut for SH384086.		.80 ea.
SH382115	Press Wheel Arm Strap, use with SH384086 bushing. 1560, 1590, 1690, 1860, 1890, 1895, 1990; N500 series Air Drills.	N282115	31.25 ea.
SH95727	Triple Lip Seal for closing wheel and press wheel arm. 1690; 1590, 1835, 1890, 1895, 1990 to s/n 780100. Optional on 750 s/n 6001 & up, 1560, 1850, 1860. Install on outside of SH319547 bushing to prevent premature bushing wear.	A85727	3.95 ea.
Depth Control for 1560, 1590, 1690, 1835, 1860, 1890, 1895, 1990; N500 series Air Drills.			
SH382710	Handle, Depth Control. Except 1590, 1835, 1890, 1895, 1990 s/n 780101 & up; N500 series Air Drills.	N282710	21.25 ea.
SH92163	Spring, Depth Control.	M82163	1.50 ea.
SH383120	Cover, Depth Control. Except 1590, 1835, 1890, 1895, 1990 s/n 780101 & up; N500 series Air Drills.	N283120	13.50 ea.
SH382108	Control Arm, Right.	AN282108	69.95 ea.
SH382109	Control Arm, Left.	AN282109	69.95 ea.
LN38GRC	Locknut for SH382108 and SH382109	K40003	.20 ea.
Torsion Springs for 1560, 1590, 1690, 1860, 1890, 1895, 1990; N500 series Air Drills.			
SH210308	Right, for cast closing wheel.	A110308, N283994	10.50 ea.
SH210307	Left, for cast closing wheel.	A110307, N283995	10.50 ea.
SH218430	Right, for rubber press wheel.	A118430, N282218	14.50 ea.
SH218429	Left, for rubber press wheel.	A118429, N282219	14.50 ea.
Torsion Springs for 750, 1850.			
SH314510	Right, for press and closing wheels.	N214510	12.50 ea.
SH314511	Left, for press and closing wheels.	N214511	12.50 ea.
GD712	Harrow tine, 10" leg. 2" O.D coil.		3.99 ea.
GD713	Hardware to mount GD712. Hex bolt 5/16" x 2-1/4", nylon lock nut.		.60 kit
Adjusts the depth of 750 or 1850 drills. Pads on the wrench depress the locking pin of the adjusting plate. Once the pin is released the drill unit can be set to the desired depth position.			
75097	One Wrench, depth adjustment tool.		59.95 ea.
GD5863	1" x 10" Press Wheel Assembly. 750 s/n 5282 & up; 1560, 1590, 1690, 1850, 1860, 1890, 1895, 1990.	AA38447, AN281359	31.95 ea.
SH193208	Mounting Bolt for GD5863.	19H3208	1.95 ea.
FK50015	Lock nut for SH193208.	K40015	.90 ea.
SH22	Press Wheel Bearing. 750 s/n 5282 & up; 1560, 1690, 1850, 1860; 1590, 1890, 1895, 1990 to s/n 780100 with 1" x 10" wheels.	AN142670, AN281357	5.59 ea.
SH312132	Press Wheel Bearing. N500 series Air Drills.	AN212132	8.95 ea.
MLN6	Lock Nut for SH312132. N500 series Air Drills (4 used).	14M7528	.10 ea.
SH313454	Press Wheel Arm, right. 750 s/n 3835 & up; 1850.	AN213454	84.95 ea.
SH313455	Press Wheel Arm, left. 750 s/n 3835 & up; 1850.	AN213455	84.95 ea.
SH73018	Spiral Pin, 5/16" x 1-3/4". Use with SH313454, SH313455.	E63018	1.25 ea.
SH44211	1" x 12" Press Wheel Assembly. 750 to s/n 5281.	AA34211, AA43898	39.95 ea.
SH45638	Press Wheel Bearing Kit. 750 to s/n 5281 with 1" x 12" press wheels.	AA35638	16.75 ea.
SH381170	Closing Wheel Arm, right. 1560, 1690, 1860; 1590, 1890, 1895, 1990 to s/n 780100.	AN281170	229.95 ea.
SH381171	Closing Wheel Arm, left. 1560, 1690, 1860; 1590, 1890, 1895, 1990 to s/n 780100.	AN281171	229.95 ea.
SH312132	Bearing for Cast Closing Wheel Arm; 1560, 1590, 1690, 1835, 1860, 1890, 1895, 1990; N500 series Air Drills.	AN212132	8.95 ea.
SH2610	Snap Ring for SH381170, SH381171.	L1610N	.95 ea.
SH57217	Dust cap; fits closing wheel arm on 1560, 1590, 1690, 1835, 1860, 1890, 1895, 1990.	A47217	2.50 ea.

Grain Drill - Shoup Parts For (Cont.)



Order No.	Description - Fits Models	Replaces OEM No.	SHOUP Savings Price
SH382110	Cast Iron Closing Wheel; 1560, 1590, 1690, 1860, 1890, 1895, 1990; N500 series Air Drills.	N282110	41.95 ea.
GD7501	Bearing Kit for Cast Iron Closing Wheel; early 750. Consists of inner and outer bearings.	AA34132, AA61722	13.50 kit
NTW2	Cast Iron Closing Wheel with bearings and dust cap; 750 to s/n 3834 (mounts with 5/8" x 8" bolt and nut).	AA34350	84.95 ea.
SH2610	Snap Ring for NTW2 Cast Iron Closing Wheel.	L1610N	.95 ea.
GD7530	Bearing Kit for Cast Iron Closing Wheel; late 750 and 1850; also early 750 with updated wheels. Includes inner and outer bearings, seal, wear ring.		15.95 kit
SH313060	Cast Iron Closing Wheel with bearings; late 750 and 1850; also early 750 with updated wheels.	AN213060	71.95 ea.
SH57217	Dust Cap for SH313060 Cast Iron Closing Wheel.	A47217	2.50 ea.
GD313072	Seal for SH313060 Cast Iron Closing Wheel.	AN213072	6.59 ea.
SH2610	Snap Ring for SH313060 Cast Iron Closing Wheel.	L1610N	.95 ea.
SH380564	Spindle, right hand thread; for cast iron closing wheel. 750 s/n 5673 & up, 1850.	N280564	33.75 ea.
LN58	Lock Nut, right hand thread; for SH380564.		.80 ea.
SH380565	Spindle, left hand thread; for cast iron closing wheel. 750 s/n 5673 & up, 1850.	N280565	33.75 ea.
LN58LH	Lock Nut, left hand thread; for SH380565.		2.75 ea.
SH380712	Pressure Gauge; 0-3000 lbs. glycerin filled. 455, 730, 737, 750, 1520, 1560, 1590, 1690, 1835, 1850, 1860, 1890, 1895, 1990; 1900, 1910 air cart.	AN280712	44.50 ea.
SH48407	30 in. Blower Fan Pressure Gauge with filter. 1690, 1890, 1990.	AA38407	134.75 ea.

Seed Box Covers for John Deere Drills

- Yellow, 18 oz. vinyl coated nylon.
- Electronically welded seams provide strength and are waterproof.
- Grommets reinforced with heavy-duty webbing.
- Tarp straps not included, sold separately.




Order No.	Description - Fits Models	Price
8110	750 ; 10 ft. without grass seed box.	223.25 ea.
8210	750 ; 10 ft. with grass seed box.	236.75 ea.
8001	750 ; 15 ft. without grass seed box.	291.00 ea.
8002	750 ; 15 ft. with grass seed box.	306.50 ea.
8003	750 ; 20 ft. without grass seed box.	342.50 ea.
8004	750 ; 20 ft. with grass seed box.	359.50 ea.
8510	1560, 1590 ; 10 ft. without grass seed box.	241.00 ea.
8710	1560, 1590 ; 10 ft. with grass seed box.	262.00 ea.
8005	1560, 1590 ; 15 ft. without grass seed box.	311.25 ea.
8007	1560, 1590 ; 15 ft. with grass seed box.	331.75 ea.
8008	1560, 1590 ; 20 ft. without grass seed box.	361.25 ea.
8720	1560, 1590 ; 20 ft. with grass seed box.	379.25 ea.
9010	1690CCS, 1890CCS, 1990CCS 30 or 36 ft.; 70 bushel tank.	377.00 ea.
9011	1690CCS, 1890CCS, 1990CCS 40 ft. and larger; 100 bushel tank or 2-50 bushel tanks.	398.00 ea.



Rubber Tarp Straps
 Natural rubber construction provides superior elasticity and holding power. Zinc plated S-Hooks. TSA24 and TSA36 with molded slots for working length adjustment.

Order No.	Description	Price
TS15	15" Tarp Strap	1.69 ea.
TS21	21" Tarp Strap	1.89 ea.
TS31	31" Tarp Strap	2.19 ea.
TSA24	24" Adjustable Tarp Strap	2.60 ea.
TSA36	36" Adjustable Tarp Strap	3.95 ea.

Grain Drill Rotary Scrapers




Replacement Parts for Grain Drill Rotary Scrapers

Order No.	Description	Price
RDS1002	Scraper with bearing, 3-1/4" dia.	5.25 ea.
RDS1003	Spring clip.	.20 ea.

Scraper Assemblies for Grain Drills

Order No.	Fits Models	Price
RDS202	JD with double disc openers.	12.75 row
RDS201	IH, Sunflower with in-line openers; Kuhn Krause 5200, 5400 with high residue 16" notched lead opener.	11.75 row
RDS204	Case-IH 5400 & 5500 Min-Till; Sunflower with offset openers.	12.30 row
RDS206	United Farm Tools.	11.75 row

Grain Drill - Shoup Parts For (Cont.)




New improved bearing location moved to inside arm using double row bearing.

Old bearing location inside of cast wheel.

Closing Wheel Update Kit for JD 750 and 1850 Grain Drills

- Update moves the bearing location from inside the cast closing wheel over to the closing wheel arm to keep the bearing out of the dirt. Same design as 60 and 90 series drills. Relocation of the bearing greatly improves bearing life and reduces downtime.
- Kits include: new closing wheel arm, heavy duty bearing (same as 60 and 90 series), cast wheel, mounting hardware.

Order No.	Kit Description - Cast Wheel Style	Application	SHOUP Savings Price
SH28505	Left with SH382110 (std.) wheel.	750 s/n 6501 & up; 1850	105.95 kit
SH28507	Right with SH382110 (std.) wheel.		105.95 kit
DC7505	Left with DC6090 (Cruiser) wheel.	750 s/n 3835 to 6500	179.95 kit
DC7507	Right with DC6090 (Cruiser) wheel.		179.95 kit
SH28509	Left with SH382110 (std.) wheel.	750 s/n 3835 to 6500	120.95 kit
SH28511	Right with SH382110 (std.) wheel.		120.95 kit
DC7509	Left with DC6090 (Cruiser) wheel.	750 s/n 3835 to 6500	194.95 kit
DC7511	Right with DC6090 (Cruiser) wheel.		194.95 kit
DC6090	Drill Cruiser® cast wheel; 12.25" diameter, 14.5 lbs. Angular tooth design helps prevent clogging and provides both sidewall crumbling and soil firming action. Works in varied soil types from sand to heavy clay-base. Does not replace cast closing wheels on fertilizer units. John Deere 1560, 1590, 1690, 1860, 1890, 1895, 1990; N500 series Air Drills. May be used to replace John Deere A105392.		109.95 ea.



Needham V8 Ag Firming Wheel with Green Urethane Tire

John Deere 750, 1560, 1590, 1690, 1850, 1860, 1890, 1895, 1990; N500 series Air Drill. **Case-IH** SDX30, SDX40 Air Seeders; 30, 40 Precision Disk Drills.

The Needham V8 Ag Firming Wheel has the correct taper to push seed to the bottom of the seed slot. Original JD and Case-IH wheels are too wide to fit into the seed slot correctly.

The Needham V8 Ag Firming Wheel has a special narrow profile and design that matches the shape of the seed slot and allows the rubber firming wheel to correctly push the seed into the bottom of the seed slot. Includes a heavy duty double row ball bearing for extended life. Mounts to the existing press wheel arm. 10" diameter.



Order No.	Description	Price
GD1895	Needham V8 Ag Firming Wheel with mounting hardware.	54.95 ea.


Drillfix Kit for JD No-Till Drills

Use Drillfix to restore the size and alignment of the center tab holes where the seed boot mounts to the opener arm. Drill and ream the center hole and then install the hardened bushing. The base kit includes drill guide with case hardened liners, (2) drill bits, reamer and bushing driver. Bushings sold separately.

Heat treated chromoly bushing, 1 used per row. Sold separately.



Restoring the tight fit of the seed boot is critical to maintaining proper seed placement.



Order No.	Description - Fits JD Drill Models	Price
75025	Base kit. 750, 1850.	295.00 kit
75030	Bushing. 750, 1850. 1 per row.	14.50 ea.
60925	Base kit. 60, 90, 95 series.	295.00 kit
60930	Bushing. 60, 90, 95 series. 1 per row.	14.50 ea.

Base kit includes guide, (2) drill bits, reamer, bushing driver, instructions.



Spring Compression Spacer

Increase down pressure and improve row unit penetration behind tractor and mid-cart wheel tracks. Each spacer provides approximately 70 lb. of additional down force. Loosen the compression spring bolt and install the spacer. Quantity is dependent on width and row spacing of seeder and size of tires on cart or tractor.

Order No.	Fits JD Models	Price
SS50	750, 1850	29.95 ea.
SS60	1560, 1590, 1690, 1860, 1890, 1990; N500 series Air Drills	29.95 ea.

Needham Seed Brake

Designed for disc type air seeders to reduce seed bounce and help prevent seeds being blown out of the seed slot. The Seed Brake is clamped vertically, above the seed tube on Case-IH and John Deere air seeders. It's curved design allows positioning under the frame to maintain good vertical seed flow. An angled baffle helps roll seed around the radius of the Seed Brake to reduce seed clumping.

Easy installation, cut the seed hose 2" above the steel seed tube and clamp the Seed Brake in position with hose clamps (included).

Recommended for use with soybeans, wheat, oats, milo (not for fertilizer, alfalfa, clover or grass seed).

Angled baffle positioned at top of the Seed Brake.



1mm thick stainless steel construction for durability and corrosion resistance.




Order No.	Fits Models	Price
SB1250	Seed Brake. Case-IH SDX30, SDX40, 30, 40, 500, 500T, 550, 550T Precision. John Deere 1690, 1850, 1890, 1990; N500 series Air Drills. New Holland P2080, P2085. Other makes/models if equipped with 1-1/4" O.D. seed delivery hose.	33.95 ea.

Order No.	Description - Fits Models	Replaces OEM No.	SHOUP Savings Price
GREAT PLAINS Grain Drills			
Double Disc Opener Blade Assemblies			
GD2054	13-1/2" Blade Assembly with 204 series bearing; 3mm (.118) thick.	107-130S, 107-133S, 107-135S	31.95 ea.
GD7138	13-1/2" Blade Assembly with 205 series bearing; 4mm (.157) thick.	107-138S	36.95 ea.
15" blades do not fit 13-1/2" seed boots. Confirm bearing bore and blade diameter.			
GD4121	15" Blade Assembly with 5/8" I.D., 205 series bearing. 4mm (.157) thick. Late model drills 1999 and after with heavy duty HD00, HD10, 15, 25 series openers.	404-072S, 404-121S	40.95 ea.
GD4089	15" Blade Assembly with 3/4" I.D., 205 series bearing. 4mm (.157) thick. Early model drills prior to 1999 with heavy duty 15 series openers.	404-007S, 404-061S, 404-089S	41.95 ea.
GD30628	Shim Washer; use with blades with 5/8" I.D. bearings.		.25 ea.
GD5034	Shim Washer; use with blades with 3/4" I.D. bearings.		.25 ea.
GD5627	Dust Cover, use with GD2054 blade assembly.	107-096D	2.75 ea.
GD1130	Dust Cover, use with GD7138, GD4121 blade assemblies.	107-111D	2.95 ea.
GD2060	Bolt, use with GD2054 blade assembly.	802-102C	1.75 ea.
GD8228	Bolt, use with GD7138, GD4121 blade assemblies.	802-228C	1.75 ea.
SH41485	204 series bearing; 5/8" I.D., 1.780" O.D. Fits early 13-1/2" disc openers.	820-003C	5.95 ea.
GD8188	205 series bearing; 5/8" I.D., 2.090" O.D. Fits late 13-1/2" and 15" disc openers.	188-001V	9.25 ea.
GD2011	205 series bearing; 3/4" I.D., 2.090" O.D. Fits early 15" disc openers.	188-007V	9.25 ea.
GD17113	Scraper with hardware; use with 13-1/2" openers and not equipped with side depth gauge wheels. Does not fit 20 series openers.	107-113D	4.50 ea.
TS21031	Scraper Kit; for seed openers. Includes (2) arms, (2) scraper blades with tungsten inserts. Fits units equipped with 15" openers and side depth gauge wheels. Does not fit 10HD series openers.	404-152D, 404-153D	49.95 row
SH81728	Black Nylon Pivot Bushing; fits early models with single opener arm, 2 used per row. 5/8" I.D., 3/4" O.D., 1" flange O.D., 1" long. Confirm bushing dimensions.	817-028C	1.50 ea.
SH81784	Green Nylon Pivot Bushing; fits late models with single opener arm, 2 used per row; 8 used per row on models with parallel arms; also press wheel arm on late models. 3/4" I.D., 61/64" O.D., 1-1/4" flange O.D., 13/16" long.	817-084C	1.90 ea.
LFN12	Lock Flange Nut; use with pivot bushing bolt.		.35 ea.
GD8103	Tube, seed and fertilizer; 15" to 26".	816-003C	12.50 ea.
GD8102	Tube, seed and fertilizer; 8-1/4" to 23".	816-002C, 816-114C	9.75 ea.
GD8139	Tube, seed and fertilizer; 11-3/4" to 28-1/2".	816-239C	13.25 ea.
SH80126	Top Hose Clamp; use with GD8102, GD8103, GD8139.	SH80126 SH80124	.80 ea.
SH80124	Bottom Hose Clamp; use with GD8102.	800-009C	.80 ea.
GD8140	2" x 13" Tire for side depth gauge wheel. Fits 20 series with 13-1/2" openers.	800-008C	.95 ea.
SH22	Bearing, side depth gauge wheel and gauge wheel arms. Fits 20 series with 13-1/2" openers.	814-083C	21.95 ea.
SH81425	Gauge Wheel Assembly, 2.5" x 16". Fits 15, 25 series with 15" openers. SH312132 bearing, (2) black steel rims.	822-095C	5.59 ea.
SH62070	Gauge Wheel Assembly, 3" x 16". Fits 15, 25 series with 15" openers. SH312132 bearing, black nylon outer rim, black steel inner rim.	814-257C	86.95 ea.
SH76150	Gauge Wheel Assembly, 4.5" x 16". Fits 15, 25 series with 15" openers. SH312132 bearing, black nylon outer rim, black steel inner rim.	814-260C	86.95 ea.
SH81415	2.5" x 16" Tire, fits SH81425 gauge wheel assembly.	814-173C	91.95 ea.
SH85374	3" x 16" Tire, fits SH62070 gauge wheel assembly.	814-258C	32.95 ea.
SH32884	4.5" x 16" Tire, fits SH76150 gauge wheel assembly.	814-261C	40.95 ea.
SH312132	Bearing, Gauge Wheel. 1998 & after; 5/8" I.D. (1 used)	814-113C	37.95 ea.
GD2011	Bearing, Gauge Wheel. Prior to 1998; 3/4" I.D. (2 used)	822-170C	8.95 ea.
GD2011	Bearing, Gauge Wheel. Prior to 1998; 3/4" I.D. (2 used)	188-007V	9.25 ea.



Grain Drill - Shoup Parts For (Cont.)



Order No.	Description - Fits Models	Replaces OEM No.	SHOUP Savings Price
Great Plains Grain Drills (cont.)			
SH22	Press Wheel Bearing, .625" I.D., .720" overall width. Fits 2" x 13", 3" x 13", 3" x 14" up to 1997 with steel wheel halves; 4" x 12" 1984 and after. 2 used.	 822-095C	5.59 ea.
GD8188	Press Wheel Bearing, .625" I.D.; 1" x 12" prior 09/97.	SH22 188-001V	9.25 ea.
SH312132	Press Wheel Bearing, .625" I.D., 1.750" overall width. 2" x 13", 3" x 13" 1997 and after with nylon wheel halves; 1" x 12" 09/1997 & after.	822-170C	8.95 ea.
GD9055	4" x 12" Press Wheel with SH312132 bearing, nylon wheel halves and dual rib tire. Order HDW412 hardware kit when replacing models with steel halves.	814-756C, 122-103S	71.95 ea.
GD9035	4" x 12" Press Wheel with SH312132 bearing, nylon wheel halves and smooth crown tire.	122-104S	69.95 ea.
HDW412	Hardware Kit to adapt GD9035, GD9055 when replacing models with steel wheel halves.	 HDW412	6.15 ea.
GD9045	4" x 12" Press Wheel with SH25036 bearing, nylon wheel halves and dual rib tire.	122-003C	70.95 ea.
SH25036	Press Wheel Double Stem Bearing, used with set screw.	822-011C	9.50 ea.
GD9085	3" x 13" Press Wheel with SH312132 bearing, nylon wheel halves and single rib tire. Order GD9086 spacer and hardware kit when replacing models with steel halves.	814-158C	71.50 ea.
GD9086	Hardware kit to adapt GD9085 when replacing models with steel halves.		3.95 kit
GD1202	2" x 13" Press Wheel with SMA885154B bearing, nylon wheel halves and smooth crown tire.	814-374C, 122-102S	61.95 ea.
SMA885154B	Press Wheel Single Stem Bearing, used with set screw.	822-023C	7.49 ea.
GD4157	2" x 13" Press Wheel with SH312132 bearing and nylon wheel halves. Order 2 GD5610 washers when replacing models with steel halves.		64.95 ea.
GD5610	Special Washer to adapt nylon wheel assembly. 2 used per tire.		.30 ea.
SH81400	1-1/4" x 13-1/2" Press Wheel with wedge shaped tire for drills with Double "V" Wedge Press Wheels.	814-238C, 814-400C	69.25 ea.
SH64340	1" x 12" Press Wheel with SH312132 bearing, nylon wheel halves and smooth crown tire.	814-174C	39.95 ea.
GD4364	1" x 12" Press Wheel with SMA885154B bearing, nylon wheel halves and smooth crown tire.	814-033C	41.95 ea.
SH1X10	1" x 10" Tire for press wheel.	814-085C	10.50 ea.
GD2039	Hub, frame mounted, single arm & fertilizer coulters.	200-039V	52.95 ea.
GD8220	Bearing Kit, for GD2039 hub.		16.95 kit
SH8603	Bearing, unit mounted, dual arm coulters.	 822-215C	16.95 ea.
SH22677	Bearing Adapter for SH8603 (2 used).	SH21652 204-329D	2.59 ea.
SH21652	Snap Ring for SH8603.	800-232C	1.99 ea.
GD712	Harrow tine; 10" leg, 2" O.D. coil. Great Plains, Case-IH, John Deere, Tye.		3.99 ea.
GD713	Hardware to mount GD712. Hex bolt 5/16" x 2-1/4", 5/16" nylon lock nut.		.60 kit
SH80002	Down Pressure Spring. 16.25" long x 1-5/32" O.D. Pull type drills with standard openers, 40 coils.	807-002C	6.50 ea.
SH80013	Down Pressure Spring. 15-3/4" long x 1-3/32" O.D. Three point hitch drills with standard openers, 46 coils.	807-013C	7.25 ea.
GD7027	Wire Clip, for seed opener spring tension adjustment.	107-027D	1.95 ea.
SH80118	Down Pressure Spring. 19-1/2" long x 1-9/64" O.D. 00, 06, 07 series openers, 62 coils.	807-118C	6.19 ea.
SH80116	Down Pressure Spring. 6-15/16" overall length x 1-5/8" O.D. 10 series; also 20 series openers with 21 coils.	807-116C	8.95 ea.
SH80076	Down Pressure Spring. 10-7/16" overall length x 1-9/16" O.D. HD10, 25 series; also 20 series with 36 coils.	807-076C	11.95 ea.

Air Seeder Hose for Great Plains
Available in 100 and 50 ft. rolls.
Spring 2025

Hose Size and Application	Replaces OEM No.	Order No.		
1" I.D. delivery hose to seed opener. Black hose with spiraled outside cover.	817-039C	SH817039	100 ft.	198.95 roll
		SH817050	50 ft.	108.95 roll
2-1/2" I.D. hose from tank to tower manifold. Clear hose with black spiral reinforcement.	990-125R	SH990125	100 ft.	619.95 roll
		SH990126	50 ft.	399.95 roll

To Order Call TOLL FREE 1-800-627-6137

Grain Drill - Shoup Parts For (Cont.)

Order No.	Description - Fits Models	Replaces OEM No.	SHOUP Savings Price
HINIKER 4800 Air Seeder			
SH80504	16" Seed Opener Blade; 5mm (.197).	80504504	49.95 ea.
204BBAR	Bearing for Seed Opener. 2 used.	600-02009	6.95 ea.
PB12112	Bolt for SH80504. 4 used.		.90 ea.
LW12	Lock Washer for SH80504. 4 used.		.17 ea.
HN12	Hex Nut for SH80504. 4 used.		.19 ea.
SH62070	Nylon/Steel Gauge Wheel Assembly with SH312132 bearing. Replaces late model wheels mounted with 5/8" diameter bolt.	80305736	86.95 ea.
SH312132	Bearing, gauge wheel. Fits late model gauge wheels mounted with 5/8" diameter bolt.		8.95 ea.

HAYBUSTER & VERMEER 77, 77C, 107, 107C, 147, 147C, 1575, 2575 - FRONTIER BD1307 Grain Drills

GD7549	GD7549	14" Leading Disc Assembly with double row bearing; includes dust cover, bolt.	7500349, 7500187	69.95 ea.	
	GD7564	14" Leading Blade only; 6 hole pattern.	7500064	29.95 ea.	
	GD7550	14" Trailing Disc Assembly with double row bearing; includes dust cover, bolt.	7500350, 7500188	67.95 ea.	
	GD7510	14" Trailing Blade only; 12 hole pattern.	7500010	27.95 ea.	
	SH41485	Bearing, single row; 1.780" O.D., .632" I.D., .735" inside race width. Fits standard coulters and discs.	2000028	5.95 ea.	
	GD2031	Bearing, double row; 2.047" O.D., .787" I.D., .875" width. Fits heavy duty coulters and discs.	2000031	17.95 ea.	
	GD7560	Bearing Sleeve; reduces bore of GD2031 bearing to .625".	7500160	4.09 ea.	
	GD7575	Button head allen bolt and locknut for leading coulters with 6 hole pattern. Pkg. of 6.		4.95 pkg.	
	GD7585	Button head allen bolt and locknut for trailing disc with 12 hole pattern (replaces rivets). Pkg. of 12.		1.95 pkg.	
	GD7458	Dust cover; for leading and trailing blades.	7400258	2.25 ea.	
	GD7597	Seed Tube.	SH80124	7500097	13.25 ea.
	SH80124	Hose Clamp; use with GD7597.		7500098	.95 ea.
	SH43297	Closing Wheel Assembly with rubber tire, 1" x 12".	7500076	41.95 ea.	
	SH45742	Bearing; fits 1" x 12" and 4" x 16" rubber tire closing wheel.		8.25 ea.	
	SH314	Spiral Pin for SH45742 bearing.		.50 ea.	
	NPS012RPC	Curved Outer Race Bearing; for steel closing wheel on early models. Used only with 3-bolt flange set. (2 used).		14.75 ea.	
	FL47MS	Flange Set; 3-bolt, use with NPS012RPC.		5.15 pr.	
	NPC012RPC	Flat Outer Race Bearing; for steel closing wheel on late models. Fits closing wheel with no flange. (2 used).		14.50 ea.	

LANDOLL Series 5210, 5211, 5530, 5531, 5540, 5550 Grain Drills

GD1480	GD1480	15-3/4" Smooth Double Disc Assembly.	143880	47.95 ea.	
	GD5034	Shim Washer; use with GD1480.		.25 ea.	
	SH37003	Bearing; for double disc opener.		9.75 ea.	
	SH51658	Rivet, Oval Head. 5/16" dia., 5/8" long.		.20 ea.	
	GD1410	Scraper for double disc opener.	143910	3.95 ea.	
	C12114	Carriage Bolt for GD1410.	1-654-010070-02	.77 ea.	
	FN12	Flange Nut for GD1410.	1-510-010003-09	.30 ea.	
	GD1404	Poly Skid Shoe for soil control bracket.	143904	4.95 ea.	
	GD1436	Strap; reinforcement for GD1404.	144336	7.75 ea.	
	C56100	Carriage Bolt for GD1404. 2 used.		.23 ea.	
	LN516NL	Lock Nut for GD1404. 2 used.		.15 ea.	
	GD1437	Air Spring Bag.	144237	69.95 ea.	
	GD4338	Seed Tube.	SH80124	144338, 172739	11.25 ea.
	SH80124	Hose Clamp; use with GD4338.		144129	.95 ea.

Grain Drill - Shoup Parts For (Cont.)



Order No.	Description - Fits Models	Replaces OEM No.	SHOUP Savings Price
KRAUSE KUHN 5200, 5250, 5300, 5400, 5500 Series Grain Drills			
GD5183	13-1/2" Standard Opener Blade Assembly, left; 2.5mm (.098). Fits conventional drills to s/n 1191.	5130-183-0B	39.95 ea.
GD5184	13-1/2" Standard Opener Blade Assembly, right; 2.5mm (.098). Fits conventional drills to s/n 1191.	5130-184-0B	39.95 ea.
Inside Bevel			
GD6249	13-1/2" Heavy Duty Opener Blade Assembly, inside bevel, left. 3.5mm (.138). Fits conventional drills s/n 1192 & up; most No-Till and Pro.	5250-484-0LH, 5210-483-0A, 5250-486-0ALH	44.95 ea.
GD6250	13-1/2" Heavy Duty Opener Blade Assembly, inside bevel, right. 3.5mm (.138). Fits conventional drills s/n 1192 & up; most No-Till and Pro.	5250-484-0RH, 5210-484-0A, 5250-486-0ARH	44.95 ea.
Outside Bevel			
GD6486	13-1/2" Heavy Duty Opener Blade Assembly, outside bevel, left. 3.5mm (.138). Use with 16" leading coulter assembly.	5430-486-0ALH	44.95 ea.
GD6487	13-1/2" Heavy Duty Opener Blade Assembly, outside bevel, right. 3.5mm (.138). Use with 16" leading coulter assembly.	5430-486-0ARH	44.95 ea.
GD5439	16" 6-bolt Leading Notched Coulter Assembly; 4mm (.158). Fits 5200, 5400, 5500 series with high residue openers. Use with 3.5mm trailing blade.	5430-34-0B	79.95 ea.
GD3234	16" Notched Blade (only) with 6 hole pattern; 4mm (.158). Fits 5200, 5400, 5500 series with high residue openers.	30-234	45.95 ea.
GD3235	Bolt Kit; for mounting GD3234 to 6-bolt cast hub. Includes 6 button head allen bolts, lock washers, nuts.		1.95 kit
SH41485	Bearing, 204 series; 1.780" O.D., 5/8" bore. 1 used on early 13-1/2" openers; 2 used on 16" openers with cast hub.	40-138	5.95 ea.
GD8188	Bearing, 205 series; 2.090" O.D., 5/8" bore. 1 used on late 13-1/2" openers.	40-172	9.25 ea.
RDS1002	Rotating scraper with bearing insert, 3-1/4" dia.	98-300	5.25 ea.
RDS1003	Spring Clip for RDS1002.		.20 ea.

LILLISTON No-Till 9670, 9680, 9690 — BUSH HOG — MF 427 Grain Drills



GD5053	14" Lead Coulter Blade.	500-07-253, 1067551M91	34.95 ea.
GD5044	Bearing; fits lead coulter. 2 used per coulter.	020-50-144, 1067539M1	25.95 ea.
GD5078	14" Double Disc Assembly, left.	500-07-278, 1067550M91	52.95 ea.
GD5079	14" Double Disc Assembly, right.	500-07-279, 1067551M91	52.95 ea.
GD5010	14" Double Disc Blade only.	500-07-310	26.95 ea.
F6204-2RS	Bearing, .787" bore; fits double disc openers. 2 used per opener.	500-07-318	4.40 ea.
SH273160	Rivet for double disc openers. 6 used.		.20 ea.
SH22	Press Wheel Bearing (2 used).	020-50-006, 832651M1, 3643380M1	5.59 ea.
GD4657	Tube, seed and fertilizer.	466-16-457, 1060850M1	12.95 ea.
SH80126	Hose clamp for GD4657. Seed (top and bottom), fertilizer (bottom only).	466-15-991, 1061133M1	.80 ea.
SH80124	Hose clamp for GD4657. Fertilizer (top only).	466-10-064, 1061141M1	.95 ea.

For press wheels see pgs. 108-109.

LILLISTON — MELROE — MF 424, 425 Conventional Grain Drills



GD6680	13-1/2" Double Disc Assembly, right.	6603280	32.95 ea.
GD6681	13-1/2" Double Disc Assembly, left.	6603281	32.95 ea.
SH71722	Bearing, .6693" bore; fits double disc openers.	6615368	5.49 ea.

Grain Drill - Shoup Parts For (Cont.)



Order No.	Description - Fits Models	Replaces OEM No.	SHOUP Savings Price
MARLISS — M & W — SUKUP — REMLINGER Grain Drills			
GD5220	13" Double Disc Blade Assembly.	522045	42.95 ea.
GD1010	13" Double Disc Blade only.	701010	23.95 ea.
SH37003	Bearing; fits double disc opener.	SH37003	9.75 ea.
GD7005	Hex Bolt and Lock Nut to mount double disc opener to bearing flange. Pkg. of 6.		1.50 pkg.
GD1127	Dust Cover; fits double disc opener.	124023	3.95 ea.
GD8113	Seed Tube.	801013	13.50 ea.
GD7013	Spring for Dual Arm No-Till Coulter.	700013, RM-J2382	23.90 ea.

SUNFLOWER — AMITY — CONCORD — BEST — MORRIS Grain Drills & Air Seeders



GD18476	15" Smooth Double Disc Assembly; for offset openers built prior 2001. Sunflower 9100, 9200, 9300, 9400 series; Best No-Till.	SN6483, SN7261, SN18476	41.95 ea.
GD7176	15" Smooth Double Disc Blade only for GD18476.		23.95 ea.
GD18358	15" Smooth Double Disc Assembly; for inline openers built 2001 and after. Sunflower 9100, 9200, 9300, 9400, 9500, 9600 series; 9830, 9830NT, 9831NT with double disc openers; Concord NT30 with double disc openers; Morris Air Seeders.	SN9753N, SN18358, PSN18358	41.95 ea.
SH37003	Bearing; for double disc opener. Sunflower 9100, 9200, 9300, 9400, 9500, 9600 series; 9830, 9830NT, 9831NT with double disc openers; Best No-Till and Conventional; Concord NT30.		9.75 ea.
GD8005	Button head allen bolt and lock nut, 5/16" dia. Use to mount blade to hub on offset openers prior to 2001. Pkg. of 6.		1.80 pkg.
SH34354	18" Single Disc Opener Blade; for seed and fertilizer. 5mm (.197"), 4 bolt with 5" bolt circle. Sunflower 9830, 9830NT, 9831NT, 9850; Amity and Concord NT30. Confirm bolt circle before ordering.	34354, PA34354, ACP0000680	34.95 ea.
H12100NF	Bolt for SH34354 (4 used per blade).		.50 ea.
LW12	Lock Washer for H12100NF.		.17 ea.
GD6400	13" Double Disc Assembly; Best Conventional.		42.95 ea.
GD1010	13" Double Disc Blade only; Best Conventional.		23.95 ea.
GD5034	Shim Washer, .050" thick. fits double disc openers on Sunflower; Best No-Till and Conventional; Concord NT30.	P88912	.25 ea.
GD1127	Dust Cover; fits double disc openers on Sunflower; Best No-Till and Conventional; Concord NT30.	B1127, PSNB1127	3.95 ea.
GD7201	Poly Skid Shoe for soil control bracket.	SN7201	6.75 ea.
GD7859	Strap; reinforcement for GD7201.	SN7859	7.50 ea.
C56100	Carriage Bolt for GD7201. 2 used.		.23 ea.
LN516NL	Lock Nut for GD7201. 2 used.		.15 ea.
GD2004	Seed Tube; Sunflower 9300, 9400, 9500, 9600 series; Best No-Till.	DR20004, SN13571	11.95 ea.
SH80124	Hose Clamp; use with GD2004.	SH80124	.95 ea.
SH04642	1-1/4" delivery hose to seed opener; black. 100 ft. roll. Sunflower 9800 series; Concord NT30.	ACP0006660	193.80 roll

UNITED FARM TOOLS 5000 Series No-Till Grain Drills



GD1199	15" Double Disc Blade only; use with 4-bolt heavy duty hub. Requires use of BBH38114 bolt.	PG1199, 50800057	29.95 ea.
BBH38114	Button head allen bolt for double disc openers. 4 used.		.45 ea.
LN38	Locknut for double disc openers. 4 used.		.20 ea.
GD5075	Bearing for double disc opener; use with 4-bolt hub. 15/16" overall bearing width. Fits early models.	PG1229, 50700035	11.25 ea.
GD5070	Bearing for double disc opener; use with 4-bolt hub. 1-1/16" overall bearing width. Fits late models.	50700022	11.25 ea.
SH20025	Dust Cover; use with 4-bolt hub.	14346	2.99 ea.
GD2004	Seed Tube; fits Conventional and 5000 series No-Till.	PG1021	11.95 ea.
SH80124	Hose Clamp; use with GD2004.	PG1039	.95 ea.

Grain Drill - Shoup Parts For (Cont.)


Order No.	Description - Fits Models	Replaces OEM No.	SHOUP Savings Price
-----------	---------------------------	------------------	---------------------

TYE — UNITED FARM TOOLS Conventional Grain Drills

GD3000	13-1/2" Double Disc Assembly, right. GD3000, GD3001 not for use with depth bands.	Tye 540-647RH, UFT PG1020RH	32.95 ea.
GD3001	13-1/2" Double Disc Assembly, left.	Tye 540-647LH, UFT PG1020LH	32.95 ea.
SH41485	Bearing for double disc opener; use with GD5625 style flange.	Tye 552-302	5.95 ea.
GD5627	Dust Cover; use with GD5625 style flange.	Tye 561-027	2.75 ea.
BCA204FRKN	Bearing for double disc opener; use with GD56010 style flange.	Tye 552-202P, UFT PG1018	10.50 ea.

Opener Down Pressure Springs

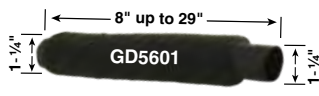
SH69026	Compression Spring; standard duty .177" wire. 15" long x 1-27/64" O.D., 34 coils. Standard 13-1/2" openers.	569-026	10.25 ea.
GD51211	Spring Stop Washer; used with SH69026 spring. Replaces early square shape washers.	511-211, 510-525	2.09 ea.
SH69063	Compression Spring; heavy duty .207" wire. 15" long x 1-1/2" O.D., 31 coils. Standard 13-1/2" openers.	569-063	13.25 ea.
SH69065	Tension Spring; 8" long x 1-11/16" O.D., 24 coils. Standard 13-1/2" openers with side depth gauge wheels.	569-065	16.95 ea.
GD1264	1" x 10" Press Wheel Assembly with smooth crown tire, SH24 bearing with .500" I.D. and steel wheel halves. Replaces Tye plastic 1" x 10" assembly.		32.95 ea.
SH1X10	Tire, fits 1" x 10" wheels with plastic wheel halves.		10.50 ea.
SH24	Press Wheel Bearing. Fits Tye 1" x 10" firming wheel and 2" x 13" press/gauge wheel. Note: 2" x 13" wheels use two bearings per wheel.		8.49 ea.
GD4364	1" x 12" Nylon Press Wheel Assembly with smooth crown tire and SMA885154B bearing. Tye Drills. Replaces steel 1" x 12" assembly.		41.95 ea.
SH32325	Tire, fits 1" x 12" press wheels.		8.95 ea.
SMA885154B	Press Wheel Bearing. Fits Tye 1" x 12", 2" x 13", 3" x 13" press wheels.		7.49 ea.
GD3012	2" x 13" Nylon Press Wheel Assembly with smooth crown tire and .500" I.D. bearing. Includes mounting bolt, lock washer, nut.		74.95 ea.



Harrow Tines see pg. 99.

Closing Wheel Springs

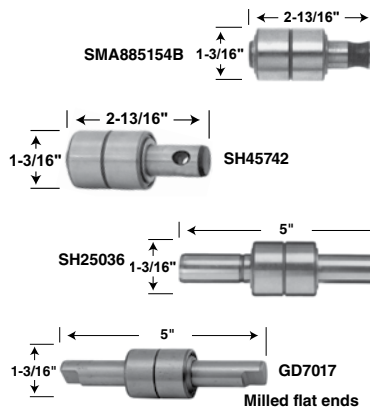
SH69049	Compression Spring; 3" long x 1-11/16" O.D., 7 coils. Drills with E-Z press wheels.	569-049	8.95 ea.
SH69046	Compression Spring; 3" long x 1-1/8" O.D., 9 coils. Drills with presto pin adjust.	569-046	4.89 ea.
GD51211	Spring Stop Washer; used with SH69046 spring. Replaces early square shape washers.	511-211, 510-525	2.09 ea.
SH69016	Compression Spring; 4-1/2" long x 1-3/32" O.D., 13 coils. Series IV & V with 1" x 10" press wheels.	569-016	3.75 ea.
SH69065	Tension Spring; 8" long x 1-11/16" O.D., 24 coils. Drills with dual 1" x 12" closing wheels.	569-065	16.95 ea.
996-7	Presto pin used with SH69046 & SH69016 springs.	501-010	.58 ea.
20117	Depth Control Pin. Fits drills with E-Z press wheels.	501-298	1.50 ea.
GD5601	Tube, seed; for double disc openers.	562-201	10.95 ea.
SH80126	Hose Clamp; use with GD5601.	572-020	.80 ea.



SHOUP® Replacement Parts for Grain Drill Press and Gauge Wheels



Order No.	Description - Fits Models	Measure tire outside diameter to determine size.	SHOUP Savings Price
SH1X10	Tire, fits 1" x 10" firming wheel assemblies. Fits Case-IH, Tye.		10.50 ea.
SH32325	Tire, fits 1" x 12" firming wheel assemblies. Fits Crustbuster, Great Plains, John Deere, M & W, Marliss, Tye.		8.95 ea.
SH2X13	Press Wheel Tire; 2" x 13". Fits Best, Case-IH, Crustbuster; Great Plains prior to 1991; John Deere; Lilliston/Melroe, M & W, Marliss, Remlinger, Sukup, Tye, UFT.		20.95 ea.
SH4X12D	Press Wheel Tire; 4" x 12", standard dual rib. Fits Best, Case-IH, Crustbuster, Great Plains, John Deere, Kuhn Krause, Lilliston/Melroe, M & W, Marliss, Sukup, Sunflower, Tye, UFT.		33.95 ea.
SMA11236119	Press Wheel Tire; 4" x 12" smooth crown. Fits Best, Case-IH, Crustbuster, Kuhn Krause, Great Plains, John Deere, Lilliston/Melroe, M & W, Marliss, Tye, UFT.		29.95 ea.
GD9000	Nylon Wheel Half, 4" x 12"; black. SH35915 spacer needed for stem bearings. When replacing steel wheel halves 2 pcs. required.		14.25 ea.

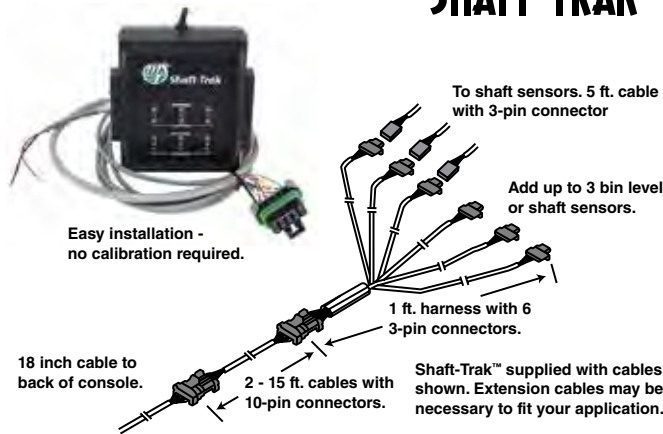


SMA885154B	Stem Bearing. Fits Great Plains, Kuhn Krause, John Deere, Lilliston/Melroe, Marliss, Tye, UFT.		7.49 ea.
SH45742	Stem Bearing. Fits Haybuster, John Deere, UFT. Replaces JD No. AA35741; Haybuster No. 2000024; UFT No. U50700078.		8.25 ea.
SH25036	Double Stem Bearing. Fits Crustbuster, Great Plains, Krause, Tye, UFT.		9.50 ea.
GD7017	Double Stem Bearing with milled flat ends. Fits Best, Marliss-M&W, Sukup. Replaces Marliss No. 702017; Best No. 30007.		14.50 ea.
SH35915	Bearing sleeve for stem bearings in nylon wheel halves.		1.95 ea.
SH312132	Bearing, gauge wheel. Fits Crustbuster; Great Plains 1997 and up; John Deere No-Till drills, Krause Kuhn, Landoll, Sukup, Sunflower.		8.95 ea.



SH71722	Bearing. Fits Case-IH 510, 5100, 5200, 5300, 5400 equipped with 1" x 10" seed firming wheels, 2" x 13" gang press wheels or 3" x 13" depth press wheels held on with 5/8" <i>fine</i> thread stud and nut. Replaces Case-IH No. 465004R91.		5.49 ea.
SH22	Bearing. Fits Case-IH 510, 5100, 5200, 5300, 5400 equipped with 3" x 13" depth press wheels held on with 5/8" <i>coarse</i> thread bolt and nut. Replaces Case-IH No. 149261C91.		5.59 ea.
SH5225	Covering Chain; 22-1/4" long, 3/8" material, 2-1/2" rings. Fits all makes of drills.		7.95 ea.
U100	Universal rubber grain drill tube; 2" I.D. at top, 1-1/2" I.D. at bottom. Includes flexible aluminum wire to secure tube to feed cup and bottom boot.		11.25 ea.

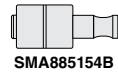
MICRO-TRAK™ SHAFT-TRAK™



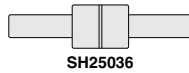
Shaft-Trak™ simultaneously monitors and indicates the status of up to 6 rotating shafts or 3 shafts and 3 bin level sensors. If rotation is sensed a green light on the console will display for that sensor. If the shaft rpm drops below 45 rpm (01332) or 5 rpm (01466), a red light will flash and alarm will sound. Bin level sensors (infrared optical type) can be added. A red light will flash when material level has dropped below the bin level sensor.

Order No.	Description	Price
01332	Shaft-Trak with 3 shaft sensors, 45 rpm; (add magnets for lower rpm applications).	668.75 kit
01466	Shaft-Trak with 3 shaft sensors, 5 rpm; recommended for grain drill applications.	668.75 kit
01544	Bin level sensor kit.	154.75 kit
01539	Shaft sensor kit.	134.75 kit
13221	10-pin 10 ft. extension cable.	144.50 ea.
13205	3-pin 5 ft. extension cable.	77.95 ea.
13206	3-pin 10 ft. extension cable.	83.25 ea.
13208	3-pin 20 ft. extension cable.	99.50 ea.
10012	Magnet	3.65 ea.

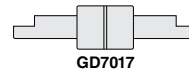
**Grain Drill
Wheel Assemblies**



SMA885154B



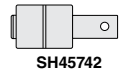
SH25036



GD7017



SH312132 - 5/8" ID



SH45742

4" x 12" with nylon wheel halves and smooth crown tire.



Smooth
Crown

Order No.	Uses Bearing No.	Wheel Color	Used On Drill Models	SHOUP Savings Price
GD9020	SMA885154B	Black	Great Plains, John Deere, Krause, Lilliston, Tye, UFT	66.95 ea.
GD9025	SH25036	Black	Great Plains, Krause Kuhn, Tye, UFT	67.95 ea.
GD9030	GD7017	Black	Best, Marliss, M & W	70.95 ea.
GD9035	SH312132	Black	Great Plains	69.95 ea.

4" x 12" with nylon wheel halves and dual rib tire.



Dual Rib

Order No.	Uses Bearing No.	Wheel Color	Used On Drill Models	SHOUP Savings Price
GD9040	SMA885154B	Black	Great Plains, John Deere, Krause, Lilliston, Tye, UFT	69.95 ea.
GD9041	SH45742	Black	UFT	69.95 ea.
GD9045	SH25036	Black	Great Plains, Krause Kuhn, Tye, UFT	70.95 ea.
GD9050	GD7017	Black	Best, Marliss, M & W	73.95 ea.
GD9055	SH312132	Black	Great Plains, Morris, Sunflower	71.95 ea.

2" x 13" with nylon wheel halves and smooth crown tire.



GD1202

Smooth
Crown

Order No.	Uses Bearing No.	Wheel Half Material-Color	Used On Drill Models	SHOUP Savings Price
GD1202	SMA885154B	Nylon-Black	John Deere, Great Plains, Krause, Lilliston, Marliss, Tye, UFT	61.95 ea.
GD4157	SH312132	Nylon-Black	Crustbuster, Esch, Great Plains, Krause Kuhn, Landoll, Morris, Remlinger, Sukup, Sunflower	64.95 ea.

1" x 12" with nylon wheel halves and smooth crown tire.



Smooth
Crown

Order No.	Uses Bearing No.	Wheel Color	Used On Drill Models	SHOUP Savings Price
GD4364	SMA885154B	Black	Great Plains, Krause, John Deere, Tye, UFT	41.95 ea.
GD5392	SH25036	Black	Crustbuster	42.95 ea.
SH43297	SH45742	Black	Case-IH, JD	41.95 ea.
SH64340	SH312132	Black	Case-IH; Crustbuster 6000 series w/planter row units; Great Plains 09/97 & after	39.95 ea.

3" x 13" with nylon wheel halves.



GD9085



Single Rib



Dual Rib

Single Rib

Order No.	Uses Bearing No.	Wheel Color	Tire Style	Used On Drill Models	SHOUP Savings Price
GD9085	SH312132	Black	Single Rib	Amity, Concord; Crustbuster All-Plant, Min-Till; Great Plains, Krause Kuhn, Landoll, Morris, Sunflower	71.50 ea.
GD9090	SH312132	Black	Dual Rib		73.95 ea.

2.5" x 16" Gauge Wheel with steel inner and outer rims.



SH81425

Order No.	Uses Bearing No.	Wheel Color	Used On Drill Models	SHOUP Savings Price
SH81425	SH312132	Black	Great Plains	86.95 ea.

3" x 16" Gauge Wheel with steel inner rim, nylon outer rim.

Order No.	Uses Bearing No.	Wheel Color	Used On Drill Models	SHOUP Savings Price
SH62070	SH312132	Black	Great Plains, John Deere	86.95 ea.



"Seeder Meter" Scale

"Seeder Meter" scale determines pounds per acre of seed applied for all spacings on both conventional and air drills. Includes instructions with spacing and travel distance chart plus a sample collection bag.

Order No.	Product Name	Price
SM200	"Seeder Meter"	94.95 ea.

No-Till Coulter Blades for Grain Drills

Made in North America



13 Wave



8 Wave



Fluted



Bubble Fluted



25 Wave

Order No.	Style	Width	Diameter	Thick	SHOUP Savings Price	Order No.	Style	Width	Diameter	Thick	SHOUP Savings Price
-----------	-------	-------	----------	-------	---------------------	-----------	-------	-------	----------	-------	---------------------

GREAT PLAINS/AUSHERMAN - CASE-IH 5400 - John Deere 1570 - YETTER

(Yetter owners measure clearance under the coulter pivot casting).

W8219	13 Wave	7/8"	17-1/2"	.177"	44.95 ea.	GD2203	Fluted	5/16"	17"	.177"	44.95 ea.
W8531	13 Wave	3/4"	16"	.177"	36.95 ea.	GD3098	Fluted	5/16"	16"	.157"	43.95 ea.
GD8219	8 Wave	1"	17-1/2"	.177"	52.95 ea.	C8519	Bubble	3/4"	16"	.157"	37.95 ea.
						F8219	25 Wave	5/8"	17-5/8"	.177"	56.95 ea.



KUHN KRAUSE

W8531	13 Wave	3/4"	16"	.177"	36.95 ea.	C8519	Bubble	3/4"	16"	.157"	37.95 ea.
F8531	25 Wave	5/8"	16"	.177"	38.95 ea.	GD3098	Fluted	5/16"	16"	.157"	43.95 ea.



MARLISS - M & W Frame Mounted Coulter

C8531	8 Wave	3/4"	14-1/2"	.177"	44.95 ea.	W7012	13 Wave	3/4"	14-1/2"	.177"	44.75 ea.
-------	--------	------	---------	-------	-----------	-------	---------	------	---------	-------	-----------

RAWSON - UNVERFERTH

W9391	13 Wave	7/8"	17"	.177"	44.95 ea.
-------	---------	------	-----	-------	-----------



TYE - BLU-JET - CRUSTBUSTER - LANDOLL Coulter Cart - SUKUP MARLISS Coulter Cart

W5503	13 Wave	7/8"	17"	.157"	44.95 ea.	GD2203	Fluted	5/16"	17"	.177"	44.95 ea.
GD5503	8 Wave	1"	17-1/2"	.177"	55.95 ea.	F5503	25 Wave	5/8"	17-5/8"	.177"	56.95 ea.



UNITED FARM TOOLS (confirm bolt pattern)

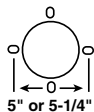
W9117	13 Wave	7/8"	17"	.177"	44.95 ea.	W5503	13 Wave	7/8"	17"	.157"	44.95 ea.
-------	---------	------	-----	-------	-----------	-------	---------	------	-----	-------	-----------



Ingersoll VT Wave™ Flat Coulter Blades for Grain Drills

Design allows easier soil penetration in tough conditions. Better residue cutting with no hairpinning.

4" center hole with 4 slotted holes to accommodate both 5" and 5-1/4" bolt circles with 1/2" bolts. 5mm thickness matches original equipment.



5/8" wide

Applications — Great Plains, Ausherman, Case-IH 5400, John Deere 1570, Yetter, Kuhn Krause, Tye, Blu-Jet, Landoll, Crustbuster, Sukup, Marliiss, DMI, Kinze, Shoup, White.

Order No.	Diameter	Thickness	Width	
GD4461	16"	5mm	5/8"	56.95 ea.
GD4566	17"	5mm	5/8"	59.95 ea.

Hubs for Grain Drill No-Till Coulters



281001
Tye prior to 1982



GD6517
Tye 1982 & after

Order No.	Fits Model	
GD2039	Ausherman	52.95 ea.
280501	Blu-Jet, Landoll	51.95 ea.
GD2039	Great Plains single arm.	52.95 ea.
281001	Marliiss - Sukup coulter carts with single arm coulters; Tye prior to 1982.	35.15 ea.
GD6517	Tye 1982 & after, Crustbuster.	59.95 ea.
SH29105	Yetter; John Deere 1570 and 2100.	58.95 ea.



Bearing Kits for Grain Drill No-Till Coulters

Kits include 2 tapered bearings & cups, 1 seal and 1 dust cover.

Order No.	Fits Model	
GD8220	Ausherman	16.95 kit
DI0633	Blu-Jet, Landoll	15.95 kit
GD5400	Case-IH 5400	15.95 kit
GD4010	Crustbuster	16.75 kit
GD8220	Great Plains single arm.	16.95 kit
GD8310	Krause Kuhn	19.95 kit
GD7015	Marliiss - M & W with double arm coulter mount.	16.75 kit
GD7030	Marliiss - M & W, Sukup with single arm coulter mount.	16.75 kit
GD5505	Tye prior to 1982.	16.25 kit
GD5506	Tye 1982 & after.	17.50 kit
GD2900	Yetter; John Deere 1570 and 2100.	17.75 kit



The 6.8 cubic inch hydraulic motor is mounted on the bottom of the tube, putting less weight on the end of tube and making hose connections close at hand. A control rod attached to the end of valve gives easy flow control from anywhere along the tube.

The auger is equipped with a hand winch that allows easy handling of the tube. This also lets the auger swing 180 degrees to either side of the wagon and permits easy access to the transport cradle.

Each unit comes complete with an angled hopper for fast, easy flow. Simply pull two pins and the auger is easily removed from the wagon.

- Additional features include:
- 14 gauge tube with cupped flighting.
 - 34" canvas spout.
 - Valve mounts directly to motor eliminating fittings or hoses.

Hydraulic Auger

Cupped flighting design for gentle seed handling.
Ideal for bulk handling of soybeans.
Designed to fit all model gravity boxes.
Sizes 6" x 12 ft., 6" x 14 ft., 6" x 16 ft.
Made in the USA.

Auger Size	Fits Door*	Poly Cupped Flighting Order No.	Price
6" x 12 ft.	22" - 30"	712PS	2749.00
6" x 12 ft.	31" - 39"	712PL	2809.00
6" x 12 ft.	60" - 69-1/2"	712XL	3019.00
6" x 14 ft.	22" - 30"	714PS	2949.00
6" x 14 ft.	31" - 39"	714PL	2999.00
6" x 14 ft.	60" - 69-1/2"	714XL	3219.00
6" x 16 ft.	22" - 30"	716PS	3069.00
6" x 16 ft.	31" - 39"	716PL	3119.00
6" x 16 ft.	60" - 69-1/2"	716XL	3339.00
620	4 ft. Flexible Rubber Spout		59.00
626	3-Stage Telescoping Poly Spout, extends to 16 ft.		249.00

*Door opening is measured from outside of angle irons.

Augers include motor, flighting, winch, hopper, 34" canvas spout, mounting hardware. Hoses not included.



Optional 3-Stage Telescoping Spout

Poly cupped flighting is THE best choice for minimizing auger damage to seed beans. This design gets seed up into the auger tube more quickly so there is less chance for seed damage at the auger intake. Used and recommended by many major seed companies.

Specifications:

- Honda engine with recoil or electric start available.
- 9 gpm @ 1400 psi hydraulic pump.
- 10 micron cartridge hydraulic oil filter.
- Adjustable safety/relief valve.
- 5.5 gallon oil reservoir.
- High pressure 3-position control valve with detent.
- Tank oil level & temperature gauge.
- Handles included for transport.

Hydraulic Power Unit



ISO quick couplers for easy hookup.

Auxiliary hydraulic power makes your wagon a self-contained unloading unit — no need for an extra tractor!

Order No.	Description	Price
62005	Power unit, Honda recoil start.	3495.00 ea.
62006	Power unit, Honda electric start, requires 12V battery (not included).	3975.00 ea.
62007	Electric shutoff kit, remotely controls oil flow. Includes 40 ft. control harness and 20 ft. power harness with fuse.	565.00 ea.

Universal Control Valve



Turn hydraulic flow on or off from a remote location. Works great for grain drill fills, handling feeds, bulk grains and fertilizers, cross augers, bin augers, planters and more.

Three ports on the valve block allow use on open center, closed center or pressure flow compensating hydraulic systems. The valve can be mounted at any location and the 30 ft. control harness gives you freedom to move out of the way.

Push button control switch turns unit on, releasing control switch instantly turns unit off. Magnet on control switch keeps it within easy reach.

- 0-8 gpm @ 3000 psi.
- 12-volt negative or positive ground systems.
- 3/4" o-ring connections.
- 30 ft. control harness; 12 ft. power harness with fuse.
- Weatherproof push button control encased in neoprene.

Order No.	Description	Price
700-1100	Control Valve	319.00 ea.

Pro-Chute Seed Box Unloaders

Model	Best Application
Pro-Chute I	Individual box planters, 5 gal. buckets.
Pro-Chute II	Seed tenders, bulk fill planters/drills.



Pro-Chute I or II snap onto the seed box in less than 5 seconds without getting under the box to line up the brackets. Either may be used to empty John Deere CCS planters.

Pro-Box Gate Opener



- Wireless remote with key fob.
- Open and close Pro-Box gate without climbing your seed tender.
- Quick-Tach design for easy mounting.
- Light weight, less than 25 lbs.
- (2) 12-volt rechargeable batteries with charger included.

Order No.	Description	Price
11002	Gate Opener	849.00 ea.

Order No.	Model	Time to empty 50 unit seed box	Extends beyond seed box	SHOUP Savings Price
11004	Pro-Chute I	4 min.	24"	539.00 ea.
11005	Pro-Chute II	2 min.	22"	539.00 ea.
11006	18" extension for 11004.			85.00 ea.
11007	36" extension for 11004.			110.00 ea.
11008	18" extension for 11005.			85.00 ea.
11009	36" extension for 11005.			110.00 ea.

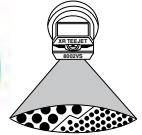


Excellent for:

- Pre-emerge soil applied herbicides.
- Post-emerge systemic herbicides.
- Post-emerge contact herbicides.
- Pre-plant incorporated herbicides.

XR TeeJet®

EXTENDED RANGE FLAT SPRAY TIPS



Stainless Steel with
VisiFlo® color-coding

\$6.70 ea.

At 15 psi

At 60 psi

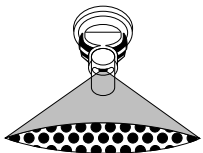
Excellent distribution over a wide range of pressures, 15-60 psi.
Reduced drift at lower pressures, better coverage at higher pressures.

For 110° Series Tips Only

Order No.	Tip Number		Tip Color	PSI	GPM 1 Nozzle	Oz./min. 1 Nozzle	GPA — 20" Spacing							
	80° Series	110° Series					4	5	6	8	10	12	15	20
501720	XR8001VS	—	Orange (Use with 100 Mesh Strainer)	15	.06	8	4.5	3.6	3.0	2.3	1.8	1.5	1.2	0.9
501721	—	XR11001VS		20	.07	9	5.3	4.2	3.5	2.8	2.1	1.8	1.4	1.1
				30	.09	11	6.5	5.2	4.3	3.2	2.6	2.2	1.7	1.3
				40	.10	13	7.4	5.9	5.0	3.7	3.0	2.5	2.0	1.5
			60	.12	15	8.9	7.1	5.9	4.5	3.6	3.0	2.4	1.8	
501722	XR80015VS	—	Green (Use with 100 Mesh Strainer)	15	.09	12	6.8	5.5	4.6	3.4	2.7	2.3	1.8	1.4
501723	—	XR110015VS		20	.11	14	8.2	6.5	5.4	4.1	3.3	2.7	2.2	1.6
				30	.13	17	9.7	7.7	6.4	4.8	3.9	3.2	2.6	1.9
				40	.15	19	11.1	8.9	7.4	5.6	4.5	3.7	3.0	2.2
			60	.18	23	13.4	10.7	8.9	6.7	5.3	4.5	3.6	2.7	
501724	XR8002VS	—	Yellow (Use with 50 Mesh Strainer)	15	.12	15	8.9	7.1	5.9	4.5	3.6	3.0	2.4	1.8
501725	—	XR11002VS		20	.14	18	10.4	8.3	6.9	5.2	4.2	3.5	2.8	2.1
				30	.17	22	12.6	10.1	8.4	6.3	5.0	4.2	3.4	2.5
				40	.20	26	14.9	11.9	9.9	7.4	5.9	5.0	4.0	3.0
			60	.24	31	17.8	14.3	11.9	8.9	7.1	5.9	4.8	3.6	
501726	XR8003VS	—	Blue (Use with 50 Mesh Strainer)	15	.18	23	13.4	10.7	8.9	6.7	5.3	4.5	3.6	2.7
501727	—	XR11003VS		20	.21	27	15.6	12.5	10.4	7.8	6.2	5.2	4.2	3.1
				30	.26	33	19.3	15.4	12.9	9.7	7.7	6.4	5.1	3.9
				40	.30	38	22.0	17.8	14.9	11.1	8.9	7.4	5.9	4.5
			60	.37	47	27.0	22.0	18.3	13.7	11.0	9.2	7.3	5.5	
501728	XR8004VS	—	Red (Use with 50 Mesh Strainer)	15	.24	31	17.8	14.3	11.9	8.9	7.1	5.9	4.8	3.6
501729	—	XR11004VS		20	.28	36	21.0	16.6	13.9	10.4	8.3	6.9	5.5	4.2
				30	.35	45	26.0	21.0	17.3	13.0	10.4	8.7	6.9	5.2
				40	.40	51	30.0	24.0	19.8	14.9	11.9	9.9	7.9	5.9
			60	.49	63	36.0	29.0	24.0	18.2	14.6	12.1	9.7	7.3	
501730	XR8005VS	—	Brown (Use with 50 Mesh Strainer)	15	.31	40	23.0	18.4	15.3	11.5	9.2	7.7	6.1	4.6
501731	—	XR11005VS		20	.35	45	26.0	21.0	17.3	13.0	10.4	8.7	6.9	5.2
				30	.43	55	32.0	26.0	21.0	16.0	12.8	10.6	8.5	6.4
				40	.50	64	37.0	30.0	25.0	18.6	14.9	12.4	9.9	7.4
			60	.61	78	45.0	36.0	30.0	23.0	18.1	15.1	12.1	9.1	
501732	XR8006VS	—	Gray (Use with 50 Mesh Strainer)	15	.37	47	27.0	22.0	18.3	13.7	11.0	9.2	7.3	5.5
501733	—	XR11006VS		20	.42	54	31.0	25.0	21.0	15.6	12.5	10.4	8.3	6.2
				30	.52	67	39.0	31.0	26.0	19.3	15.4	12.9	10.3	7.7
				40	.60	77	45.0	36.0	30.0	22.0	17.8	14.9	11.9	8.9
			60	.73	93	54.0	43.0	36.0	27.0	22.0	18.1	14.5	10.8	
501734	XR8008VS	—	White (Use with 50 Mesh Strainer)	15	.49	63	36.0	29.0	24.0	18.2	14.6	12.1	9.7	7.3
501735	—	XR11008VS		20	.57	73	42.0	34.0	28.0	21.0	16.3	14.1	11.3	8.5
				30	.69	88	51.0	41.0	34.0	26.0	20.0	17.1	13.7	10.2
				40	.80	102	59.0	48.0	40.0	30.0	24.0	19.8	15.8	11.9
			60	.98	125	73.0	58.0	49.0	36.0	29.0	24.0	19.4	14.6	
501736	XR8010SS	—	(Use with 501856 cap, see pg. 118.)	15	.61	78	45.0	36.0	30.0	23.0	18.1	15.1	12.1	9.1
501737	—	XR11010SS		20	.71	91	53.0	42.0	35.0	26.0	21.0	17.6	14.1	10.5
				30	.87	111	65.0	52.0	43.0	32.0	26.0	22.0	17.2	12.9
				40	1.00	128	74.0	59.0	50.0	37.0	30.0	25.0	19.8	14.9
			60	1.22	156	91.0	72.0	60.0	45.0	36.0	30.0	24.0	18.1	

Turbo TeeJet® Induction

110° Flat Spray Tips



\$10.75 ea.

Polymer with
VisiFlo® color-coding



Excellent for:

- Pre-emerge soil applied herbicides.
- Post-emerge systemic herbicides.

- Rated excellent for drift management.
- Tapered edge wide angle flat spray pattern for uniform coverage in broadcast spraying.
- Large, round passages minimize clogging.
- All polymer construction with removable pre-orifice.
- Operating pressure range 15-100 psi.
- Automatic alignment when used with Shoup 501848 or TeeJet 25598-NYR caps.
- Due to pre-orifice design this tip is not compatible with check valve tip strainers (Shoup 501708, 501709 or TeeJet 4193A).

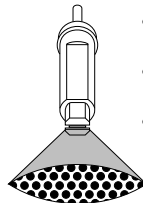
* UC = Ultra Coarse; XC = Extra Coarse

Order No.	Series No.	Tip Color	PSI	Drop Size	GPM 1 Nozzle	GPA — 20" Spacing			
						6	8	10	12
501920	TTI110015VP	Green (Use with 100 Mesh Strainer)	20	UC	.11	5.4	4.1	3.3	2.7
			30	UC	.13	6.4	4.8	3.9	3.2
			40	UC	.15	7.4	5.6	4.5	3.7
			50	UC	.17	8.4	6.3	5.0	4.2
			60	XC	.18	8.9	6.7	5.3	4.5
			80	XC	.20	9.9	7.4	5.9	5.0
			80	XC	.21	10.4	7.8	6.2	5.2
501921	TTI11002VP	Yellow (Use with 50 Mesh Strainer)	20	UC	.14	6.9	5.2	4.2	3.5
			30	UC	.17	8.4	6.3	5.0	4.2
			40	UC	.20	9.9	7.4	5.9	5.0
			50	UC	.22	10.9	8.2	6.5	5.4
			60	UC	.24	11.9	8.9	7.1	5.9
			70	XC	.26	12.9	9.7	7.7	6.4
			80	XC	.28	13.9	10.4	8.3	6.9
501922	TTI110025VP	Purple (Use with 50 Mesh Strainer)	20	UC	.18	8.9	6.7	5.3	4.5
			30	UC	.22	10.9	8.2	6.5	5.4
			40	UC	.25	12.4	9.3	7.4	6.2
			50	UC	.28	13.9	10.4	8.3	6.9
			60	UC	.31	15.3	11.5	9.2	7.7
			70	XC	.33	16.3	12.3	9.8	8.2
			80	XC	.35	17.3	13.0	10.4	8.7
501923	TTI11003VP	Blue (Use with 50 Mesh Strainer)	20	UC	.21	10.4	7.8	6.2	5.2
			30	UC	.26	12.9	9.7	7.7	6.4
			40	UC	.30	14.9	11.1	8.9	7.4
			50	UC	.34	16.8	12.6	10.1	8.4
			60	UC	.37	18.3	13.7	11.0	9.2
			70	XC	.40	19.8	14.9	11.9	9.9
			80	XC	.42	21.0	15.6	12.5	10.4
501924	TTI11004VP	Red (Use with 50 Mesh Strainer)	20	UC	.28	13.9	10.4	8.3	6.9
			30	UC	.35	17.3	13.0	10.4	8.7
			40	UC	.40	19.8	14.9	11.9	9.9
			50	UC	.45	22.0	16.7	13.4	11.1
			60	UC	.49	24.0	18.2	14.6	12.1
			70	XC	.53	26.0	19.7	15.7	13.1
			80	XC	.57	28.0	21.0	16.9	14.1
501925	TTI11005VP	Brown (Use with 50 Mesh Strainer)	20	UC	.35	17.3	13.0	10.4	8.7
			30	UC	.43	21.0	16.0	12.8	10.6
			40	UC	.50	25.0	18.6	14.9	12.4
			50	UC	.56	28.0	21.0	16.6	13.9
			60	UC	.61	30.0	23.0	18.1	15.1
			70	XC	.66	33.0	25.0	19.6	16.3
			80	XC	.71	35.0	26.0	21.0	17.6
501926	TTI11006VP	Gray (Use with 50 Mesh Strainer)	20	UC	.42	21.0	15.6	12.5	10.4
			30	UC	.52	26.0	19.3	15.4	12.9
			40	UC	.60	30.0	22.0	17.8	14.9
			50	UC	.67	33.0	25.0	19.9	16.6
			60	UC	.73	36.0	27.0	22.0	18.1
			70	XC	.79	39.0	29.0	23.0	19.6
			80	XC	.85	42.0	32.0	25.0	21.0

AI TeeJet® Air Induction Spray Tips

Stainless Steel with VisiFlo® color-coding **\$12.75 ea.**

Tapered edge flat spray pattern for uniform coverage in broadcast spraying.



- Large droplets for less drift.
- Depending on the chemical, produces large air-filled drops through the use of a venturi air aspirator.
- Bigger drops burst on target area forming smaller drops to give better coverage and penetration.
- For pressures from 30-100 psi.



Automatic spray alignment when used with Quick TeeJet Caps. See pg. 118.

Order No.	Series No.	Tip Color	PSI	GPM 1 Nozzle	Oz./min. 1 Nozzle	GPA — 20" Spacing							
						5 MPH	6 MPH	7 MPH	8 MPH	10 MPH	12 MPH	14 MPH	16 MPH
501910	AI11002VS	Yellow (Use with 50 Mesh Strainer)	30	.17	22	10.1	8.4	7.2	6.3	5.0	4.2	3.6	3.2
			40	.20	26	11.9	9.9	8.5	7.4	5.9	5.0	4.2	3.7
			50	.22	28	13.1	10.9	9.3	8.2	6.5	5.4	4.7	4.1
			60	.24	31	14.3	11.9	10.2	8.9	7.1	5.9	5.1	4.5
			70	.26	33	15.4	12.9	11.0	9.7	7.7	6.4	5.5	4.8
			90	.28	36	16.6	13.9	11.9	10.4	8.3	6.9	5.9	5.2
501911	AI110025VS	Purple (Use with 50 Mesh Strainer)	30	.22	28	13.1	10.9	9.3	8.2	6.5	5.4	4.7	4.1
			40	.25	32	14.9	12.4	10.6	9.3	7.4	6.2	5.3	4.6
			50	.28	36	16.6	13.9	11.9	10.4	8.3	6.9	5.9	5.2
			60	.31	40	18.4	15.3	13.2	11.5	9.2	7.7	6.6	5.8
			70	.33	42	19.6	16.3	14.0	12.3	9.8	8.2	7.0	6.1
			90	.35	45	21.0	17.3	14.9	13.0	10.4	8.7	7.4	6.5
501912	AI11003VS	Blue (Use with 50 Mesh Strainer)	30	.26	33	15.4	12.9	11.0	9.7	7.7	6.4	5.5	4.8
			40	.30	38	17.9	14.9	12.7	11.1	8.9	7.4	6.4	5.6
			50	.34	44	20.0	16.8	14.4	12.6	10.1	8.4	7.2	6.3
			60	.37	47	22.0	18.3	15.7	13.7	11.0	9.2	7.8	6.9
			70	.40	51	24.0	19.8	17.0	14.9	11.9	9.9	8.5	7.4
			90	.42	54	25.0	21.0	17.8	15.6	12.5	10.4	8.9	7.8
501913	AI11004VS	Red (Use with 50 Mesh Strainer)	30	.35	45	21.0	17.3	14.9	13.0	10.4	8.7	7.4	6.5
			40	.40	51	24.0	19.8	17.0	14.9	11.9	9.9	8.5	7.4
			50	.45	58	27.0	22.0	19.1	16.7	13.4	11.1	9.5	8.4
			60	.49	63	29.0	24.0	21.0	18.2	14.6	12.1	10.4	9.1
			70	.53	68	31.0	26.0	22.0	19.7	15.7	13.1	11.2	9.8
			90	.57	73	34.0	28.0	24.0	21.0	16.9	14.1	12.1	10.6
501914	AI11005VS	Brown (Use with 50 Mesh Strainer)	30	.43	55	26.0	21.0	18.2	16.0	12.8	10.6	9.1	8.0
			40	.50	64	30.0	25.0	21.0	18.6	14.9	12.4	10.6	9.3
			50	.56	72	33.0	28.0	24.0	21.0	16.6	13.9	11.9	10.4
			60	.61	78	36.0	30.0	26.0	23.0	18.1	15.1	12.9	11.3
			70	.66	84	39.0	33.0	28.0	25.0	19.6	16.3	14.0	12.3
			90	.71	91	42.0	35.0	30.0	26.0	21.0	17.6	15.1	13.2
501915	AI11006VS	Gray (Use with 50 Mesh Strainer)	30	.52	67	31.0	26.0	22.0	19.3	15.4	12.9	11.0	9.7
			40	.60	77	36.0	30.0	25.0	22.0	17.8	14.9	12.7	11.1
			50	.67	86	40.0	33.0	28.0	25.0	19.9	16.6	14.2	12.4
			60	.73	93	43.0	36.0	31.0	27.0	22.0	18.1	15.5	13.6
			70	.79	101	47.0	39.0	34.0	29.0	23.0	19.6	16.8	14.7
			90	.85	109	50.0	42.0	36.0	32.0	25.0	21.0	18.0	15.8
501916	AI11008VS	White (Use with 50 Mesh Strainer)	30	.69	88	41.0	34.0	29.0	26.0	20.0	17.1	14.6	12.8
			40	.80	102	48.0	40.0	34.0	30.0	24.0	19.8	17.0	14.9
			50	.89	114	53.0	44.0	38.0	33.0	26.0	22.0	18.9	16.5
			60	.98	125	58.0	49.0	42.0	36.0	29.0	24.0	21.0	18.2
			70	1.06	136	63.0	52.0	45.0	39.0	31.0	26.0	22.0	19.7
			90	1.13	145	67.0	56.0	48.0	42.0	34.0	28.0	24.0	21.0



Greenleaf Technologies

AIR MIX



Drift control made easy.

\$4.15 ea.

- Excellent drift reduction. Less coarse than other air induction nozzles for better coverage at standard pressures.
- Optimal pressure range 20-60 psi, overall range 15-90 psi.
- Unique air cleaning system prevents air hole plugging.
- Excellent resistance to corrosive solutions. Two piece poly design can be cleaned without tools.
- Suggested spray height 16" to 24" (on 20" centers).
- Use with standard or Quick TeeJet flat spray caps or Greenleaf TipGuard™.



501940

TipGuard™ nozzle protection for use with Greenleaf AirMix® nozzles. Easy to handle, even with gloves. Stackable for easy storage. Gasket included.

Order No.

501940

TipGuard™

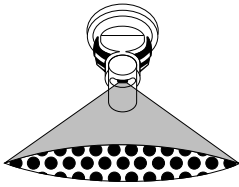
2.25 ea.

Order No.	Series No.	Tip Color	PSI	GPM 1 Nozzle	GPA — 20" Spacing				
					6 MPH	8 MPH	10 MPH	12 MPH	14 MPH
501928	AM11001	Orange (Use with 50 Mesh Strainer)	20	.07	3.5	2.6	2.1	1.7	1.5
			30	.09	4.3	3.2	2.6	2.1	1.8
			40	.10	4.9	3.7	3.0	2.5	2.1
			50	.11	5.5	4.1	3.3	2.8	2.4
			60	.12	6.1	4.5	3.6	3.0	2.6
501929	AM110015	Green (Use with 50 Mesh Strainer)	20	.11	5.2	3.9	3.1	2.6	2.2
			30	.13	6.4	4.8	3.9	3.2	2.8
			40	.15	7.4	5.6	4.5	3.7	3.2
			50	.17	8.3	6.2	5.0	4.1	3.6
			60	.18	9.1	6.8	5.5	4.5	3.9
501930	AM11002	Yellow (Use with 50 Mesh Strainer)	20	.14	7.0	5.2	4.2	3.5	3.0
			30	.17	8.6	6.4	5.1	4.3	3.7
			40	.20	9.9	7.4	5.9	4.9	4.2
			50	.22	11.1	8.3	6.6	5.5	4.7
			60	.24	12.1	9.1	7.3	6.1	5.2
501931	AM110025	Pink (Use with 50 Mesh Strainer)	20	.18	8.7	6.6	5.2	4.4	3.7
			30	.22	10.7	8.0	6.4	5.4	4.6
			40	.25	12.4	9.3	7.4	6.2	5.3
			50	.28	13.8	10.4	8.3	6.9	5.9
			60	.31	15.1	11.4	9.1	7.6	6.5
501932	AM11003	Blue (Use with 50 Mesh Strainer)	20	.21	10.5	7.9	6.3	5.2	4.5
			30	.26	12.9	9.8	7.7	6.4	5.5
			40	.30	14.8	11.1	8.9	7.4	6.4
			50	.34	16.6	12.4	10.0	8.3	7.1
			60	.37	18.2	13.6	10.9	9.1	7.8
501933	AM11004	Red (Use with 24 Mesh Strainer)	20	.28	14.0	10.5	8.4	7.0	6.0
			30	.35	17.1	12.9	10.3	8.6	7.3
			40	.40	19.8	14.8	11.9	9.9	8.5
			50	.45	22.1	16.6	13.3	11.1	9.5
			60	.49	24.2	18.2	14.5	12.1	10.4
501934	AM11005	Brown (Use with 24 Mesh Strainer)	20	.35	17.5	13.1	10.5	8.8	7.5
			30	.43	21.4	16.1	12.9	10.7	9.2
			40	.50	24.9	18.6	14.9	12.4	10.6
			50	.56	27.7	20.8	16.6	13.8	11.9
			60	.61	30.3	22.7	18.2	15.2	13.0
501935	AM11006	Gray (Use with 24 Mesh Strainer)	20	.42	21.0	15.8	12.6	10.5	9.0
			30	.52	25.7	19.3	15.4	12.9	11.0
			40	.60	29.7	22.3	17.8	14.9	12.7
			50	.67	33.2	24.9	19.9	16.6	14.2
			60	.74	36.4	27.3	21.8	18.2	15.6

Turbo TeeJet®

Flat Spray Tips

\$6.30 ea.



Polymer with VisiFlo® color-coding



Excellent: Pre-emerge surface applied herbicides - minimum spray pressure of 15 psi.

Excellent: Post-emerge contact herbicides - typical pressures of 40 psi and higher.

- Tapered edge wide angle flat spray pattern for uniform coverage in broadcast spraying.
- Large, round passages to minimize clogging.
- Excellent resistance to corrosive solutions.
- Larger droplets for less drift.
- Compatible with standard or Quick TeeJet flat spray caps.

Order No.	Series No.	Tip Color	PSI	GPM 1 Nozzle	Oz./min. 1 Nozzle	GPA — 20" Spacing			
						6 MPH	8 MPH	10 MPH	12 MPH
501891	TT11001VP	Orange (Use with 100 Mesh Strainer)	20	.07	9	3.5	2.6	2.1	1.8
			30	.09	11	4.3	3.2	2.6	2.2
			40	.10	13	5.0	3.7	3.0	2.5
			60	.12	15	5.9	4.5	3.6	3.0
			75	.14	18	6.9	5.2	4.2	3.5
90	.15	19	7.4	5.6	4.5	3.7			
501893	TT110015VP	Green (Use with 100 Mesh Strainer)	20	.11	14	5.4	4.1	3.3	2.7
			30	.13	17	6.4	4.8	3.9	3.2
			40	.15	19	7.4	5.6	4.5	3.7
			60	.18	23	8.9	6.7	5.3	4.5
			75	.21	27	10.4	7.8	6.2	5.2
90	.23	29	11.4	8.5	6.8	5.7			
501895	TT11002VP	Yellow (Use with 50 Mesh Strainer)	20	.14	18	6.9	5.2	4.2	3.5
			30	.17	22	8.4	6.3	5.0	4.2
			40	.20	26	9.9	7.4	5.9	5.0
			60	.24	31	11.9	8.9	7.1	5.9
			75	.27	35	13.4	10.0	8.0	6.7
90	.30	38	14.9	11.1	8.9	7.4			
501897	TT11003VP	Blue (Use with 50 Mesh Strainer)	20	.21	27	10.4	7.8	6.2	5.2
			30	.26	33	12.9	9.7	7.7	6.4
			40	.30	38	14.9	11.1	8.9	7.4
			60	.37	47	18.3	13.7	11.0	9.2
			75	.41	52	20.0	15.2	12.2	10.1
90	.45	58	22.0	16.7	13.4	11.1			
501899	TT11004VP	Red (Use with 50 Mesh Strainer)	20	.28	36	13.9	10.4	8.3	6.9
			30	.35	45	17.3	13.0	10.4	8.7
			40	.40	51	19.8	14.9	11.9	9.9
			60	.49	63	24.0	18.2	14.6	12.1
			75	.55	70	27.0	20.0	16.3	13.6
90	.60	77	30.0	22.0	17.8	14.9			
501901	TT11005VP	Brown (Use with 50 Mesh Strainer)	20	.35	45	17.3	13.0	10.4	8.7
			30	.43	55	21.0	16.0	12.8	10.6
			40	.50	64	25.0	18.6	14.9	12.4
			60	.61	78	30.0	23.0	18.1	15.1
			75	.68	87	34.0	25.0	20.0	16.8
90	.75	96	37.0	28.0	22.0	18.6			
501903	TT11006VP	Gray (Use with 50 Mesh Strainer)	20	.42	54	21.0	15.6	12.5	10.4
			30	.52	67	26.0	19.3	15.4	12.9
			40	.60	77	30.0	22.0	17.8	14.9
			60	.73	93	36.0	27.0	22.0	18.1
			75	.82	105	41.0	30.0	24.0	20.0
90	.90	115	45.0	33.0	27.0	22.0			
501905	TT11008VP	White (Use with 50 Mesh Strainer)	20	.57	73	28.0	21.0	16.9	14.1
			30	.69	88	34.0	26.0	20.0	17.1
			40	.80	102	40.0	30.0	24.0	19.8
			60	.98	125	49.0	36.0	29.0	24.0
			75	1.10	141	54.0	41.0	33.0	27.0
90	1.20	154	59.0	45.0	36.0	30.0			

Turbo TwinJet®

Twin Flat Spray Tips

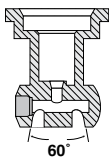
\$7.80 ea.



Polymer with VisiFlo® color-coding



- Dual outlet design produces two 110° flat fan spray patterns. The angle between each spray pattern is 60° forward and back.



- Best suited for broadcast spraying where superior leaf coverage and canopy penetration is important.
- Compatible with standard or Quick TeeJet flat spray caps.

	Contact Product	Systemic Product	Drift Management
PSI above 30	Excellent	Excellent	Very Good
PSI less than 30	Very Good	Excellent	Excellent

Order No.	Series No.	Tip Color	PSI	GPM 1 Nozzle	Oz./min. 1 Nozzle	GPA — 20" Spacing			
						6 MPH	8 MPH	10 MPH	12 MPH
501690	TTJ60-11002VP	Yellow (Use with 100 Mesh Strainer)	20	.14	18	6.9	5.2	4.2	3.5
			30	.17	22	8.4	6.3	5.0	4.2
			40	.20	26	9.9	7.4	5.9	5.0
			60	.24	31	11.9	8.9	7.1	5.9
			70	.26	33	12.9	9.7	7.7	6.4
90	.30	38	14.9	11.1	8.9	7.4			
501691	TTJ60-110025VP	Purple (Use with 100 Mesh Strainer)	20	.18	23	8.9	6.7	5.3	4.5
			30	.22	28	10.9	8.2	6.5	5.4
			40	.25	32	12.4	9.3	7.4	6.2
			60	.31	40	15.3	11.5	9.2	7.7
			70	.33	42	16.3	12.3	9.8	8.2
90	.38	49	18.8	14.1	11.3	9.4			
501692	TTJ60-11003VP	Blue (Use with 100 Mesh Strainer)	20	.21	27	10.4	7.8	6.2	5.2
			30	.26	33	12.9	9.7	7.7	6.4
			40	.30	38	14.9	11.1	8.9	7.4
			60	.37	47	18.3	13.7	11.0	9.2
			70	.40	51	19.8	14.9	11.9	9.9
90	.45	58	22.0	16.7	13.4	11.1			
501693	TTJ60-11004VP	Red (Use with 50 Mesh Strainer)	20	.28	36	13.9	10.4	8.3	6.9
			30	.35	45	17.3	13.0	10.4	8.7
			40	.40	51	19.8	14.9	11.9	9.9
			60	.49	63	24.0	18.2	14.6	12.1
			70	.53	68	26.0	19.7	15.7	13.1
90	.60	77	30.0	22.0	17.8	14.9			
501694	TTJ60-11005VP	Brown (Use with 50 Mesh Strainer)	20	.35	45	17.3	13.0	10.4	8.7
			30	.43	55	21.0	16.0	12.8	10.6
			40	.50	64	25.0	18.6	14.9	12.4
			60	.61	78	30.0	23.0	18.1	15.1
			70	.66	84	33.0	25.0	19.6	16.3
90	.75	96	37.0	28.0	22.0	18.6			
501695	TTJ60-11006VP	Gray (Use with 50 Mesh Strainer)	20	.42	54	21.0	15.6	12.5	10.4
			30	.52	67	26.0	19.3	15.4	12.9
			40	.60	77	30.0	22.0	17.8	14.9
			60	.73	93	36.0	27.0	22.0	18.1
			70	.79	101	39.0	29.0	23.0	19.6
90	.90	115	45.0	33.0	27.0	22.0			



TurboDrop® XL
Medium Pressure Nozzle



\$9.10 ea.

← Venturi

- * Droplet Size
- F Fine
- M Medium
- C Coarse
- XC Extra Coarse
- VC Very Coarse

- 110° flat fan air induction nozzle.
- Optimal pressure range 30-90 psi.
- Uniform mix of air with liquid gives a more uniform droplet spectrum over a wide operating range.
- Poly tip and cap with EPDM gasket.
- Suggested spray height 16" to 36" (on 20" centers).
- Compatible with Quick TeeJet® bodies.

Order No.	Greenleaf No.	Venturi Color (Use Strainer)	PSI	Droplet Size*	GPM 1 Nozzle	GPA — 20" Spacing					
						6 MPH	8 MPH	10 MPH	12 MPH	14 MPH	16 MPH
501670	TDXL11002	Yellow (50 Mesh)	30	C	.17	8.6	6.4	5.1	4.3	3.7	3.2
			50	M	.22	11.1	8.3	6.6	5.5	4.7	4.1
			60	M	.24	12.1	9.1	7.3	6.1	5.2	4.5
			70	M	.26	13.1	9.8	7.9	6.5	5.6	4.9
			90	F	.30	14.8	11.1	8.9	7.4	6.4	5.6
501671	TDXL110025	Purple (50 Mesh)	30	VC	.22	10.7	8.0	6.4	5.4	4.6	4.0
			50	C	.28	13.8	10.4	8.3	6.9	5.9	5.2
			60	M	.31	15.1	11.4	9.1	7.6	6.5	5.7
			70	M	.33	16.4	12.3	9.8	8.2	7.0	6.1
			90	M	.37	18.5	13.9	11.1	9.3	7.9	7.0
501672	TDXL11003	Blue (50 Mesh)	30	XC	.26	12.9	9.6	7.7	6.4	5.5	4.8
			50	C	.34	16.6	12.4	10.0	8.3	7.1	6.2
			60	C	.37	18.2	13.6	10.9	9.1	7.8	6.8
			70	M	.40	19.6	14.7	11.8	9.8	8.4	7.4
			90	M	.45	22.3	16.7	13.4	11.1	9.5	8.3
501673	TDXL11004	Red (24 Mesh)	30	XC	.35	17.1	12.9	10.3	8.6	7.3	6.4
			50	C	.45	22.1	16.6	13.3	11.1	9.5	8.3
			60	C	.49	24.2	18.2	14.5	12.1	10.4	9.1
			70	M	.53	26.2	19.6	15.7	13.1	11.2	9.8
			90	M	.60	29.7	22.3	17.8	14.8	12.7	11.1
501674	TDXL11005	Brown (24 Mesh)	30	XC	.43	21.4	16.1	12.9	10.7	9.2	8.0
			50	VC	.56	27.7	20.8	16.6	13.8	11.9	10.4
			60	VC	.61	30.3	22.7	18.2	15.2	13.0	11.4
			70	C	.66	32.8	24.6	19.7	16.4	14.0	12.3
			90	M	.75	37.1	27.9	22.3	18.6	15.9	13.9
501675	TDXL11006	Gray (24 Mesh)	30	XC	.52	25.7	19.3	15.4	12.9	11.0	9.6
			50	VC	.67	33.2	24.9	19.9	16.6	14.2	12.5
			60	VC	.74	36.4	27.3	21.8	18.2	15.6	13.6
			70	XC	.79	39.3	29.5	23.6	19.7	16.8	14.7
			90	C	.90	44.6	33.4	26.7	22.3	19.1	16.7
501676	TDXL11008	White (24 Mesh)	30	XC	.69	34.2	25.6	20.5	17.1	14.6	12.8
			50	XC	.89	44.1	33.1	26.5	22.1	18.9	16.5
			60	XC	.98	48.3	36.2	29.0	24.2	20.7	18.1
			70	VC	1.05	52.2	39.1	31.3	26.1	22.4	19.6
			90	VC	1.20	59.2	44.4	35.5	29.6	25.4	22.2



**TurboDrop® Asymmetric
Dual Fan Nozzle (TADF)**



\$15.10 ea.


- ** Droplet Size
- F Fine
- M Medium
- C Coarse
- VC Very Coarse

TADF nozzles can be used for a variety of applications, from burn-down with Roundup® / Glyphosate to contact herbicides like Ignite®.

The 50° rearward spray is designed to improve backside coverage. The 10° degree forward spray will provide a combination of penetration and frontside coverage. The rearward spray has a higher flow rate to further assist backside coverage. Smaller drops are produced by the forward spray to provide a wider droplet size range overall.

Order No.	Series No.	Applications	Droplet** Size	PSI	GPM 1 Nozzle	GPA — 20" Spacing					
						6 MPH	8 MPH	10 MPH	12 MPH	14 MPH	16 MPH
501936	TADF025	Roundup®/ Glyphosate 30-70 psi Contact Chemicals 80-120 psi	VC-C	30	.22	10.7	8.0	6.4	5.4	4.6	4.0
			C	40	.25	12.4	9.3	7.4	6.2	5.3	4.6
			C-M	50	.28	13.8	10.4	8.3	6.9	5.9	5.2
			M	60	.31	15.1	11.4	9.1	7.6	6.5	5.7
			M	70	.33	16.4	12.3	9.8	8.2	7.0	6.1
			M-F	80	.35	17.5	13.1	10.5	8.7	7.5	6.6
			M-F	90	.37	18.5	13.9	11.1	9.3	7.9	7.0
			M-F	100	.40	19.6	14.7	11.7	9.8	8.4	7.3
			F	110	.41	20.5	15.4	12.3	10.3	8.8	7.7
			F	120	.43	21.4	16.1	12.9	10.7	9.2	8.0
501937	TADF03	Roundup®/ Glyphosate 30-70 psi Ignite®, Fungicides, Insecticides, 80-120 psi	VC-C	30	.26	12.9	9.6	7.7	6.4	5.5	4.8
			C	40	.30	14.8	11.1	8.9	7.4	6.4	5.6
			C-M	50	.34	16.6	12.4	10.0	8.3	7.1	6.2
			M	60	.37	18.2	13.6	10.9	9.1	7.8	6.8
			M	70	.40	19.6	14.7	11.8	9.8	8.4	7.4
			M-F	80	.42	21.0	15.7	12.6	10.5	9.0	7.9
			M-F	90	.45	22.3	16.7	13.4	11.1	9.5	8.3
			M-F	100	.47	23.5	17.6	14.1	11.7	10.1	8.8
			M-F	110	.50	24.6	18.5	14.8	12.3	10.5	9.2
			F	120	.52	25.7	19.3	15.4	12.9	11.0	9.6
501938	TADF04	Roundup®/ Glyphosate 30-70 psi Ignite®, Fungicides, Insecticides 80-120 psi	VC-C	30	.35	17.1	12.9	10.3	8.6	7.3	6.4
			C	40	.40	19.8	14.8	11.9	9.9	8.5	7.4
			C-M	50	.45	22.1	16.6	13.3	11.1	9.5	8.3
			M	60	.49	24.2	18.2	14.5	12.1	10.4	9.1
			M	70	.53	26.2	19.6	15.7	13.1	11.2	9.8
			M-F	80	.57	28.0	21.0	16.8	14.0	12.0	10.5
			M-F	90	.60	29.7	22.3	17.8	14.8	12.7	11.1
			M-F	100	.63	31.3	23.5	18.8	15.6	13.4	11.7
			M-F	110	.66	32.8	24.6	19.7	16.4	14.1	12.3
			M-F	120	.69	34.3	25.7	20.6	17.1	14.7	12.9
501939	TADF05	Roundup®/ Glyphosate 30-70 psi Ignite®, Fungicides, Insecticides 80-120 psi	VC-C	30	.43	21.4	16.1	12.9	10.7	9.2	8.0
			VC-C	40	.50	24.8	18.6	14.9	12.4	10.6	9.3
			C	50	.56	27.7	20.8	16.6	13.8	11.9	10.4
			C-M	60	.61	30.3	22.7	18.2	15.2	13.0	11.4
			M	70	.66	32.8	24.6	19.7	16.4	14.0	12.3
			M	80	.71	35.0	26.3	21.0	17.5	15.0	13.1
			M-F	90	.75	37.1	27.9	22.3	18.6	15.9	13.9
			M-F	100	.79	39.2	29.4	23.5	19.6	16.8	14.7
			M-F	110	.83	41.1	30.8	24.6	20.5	17.6	15.4
			M-F	120	.87	42.9	32.2	25.7	21.4	18.4	16.1
501944	TADF06	Roundup®/ Glyphosate 30-70 psi Ignite®, Fungicides, Insecticides 80-120 psi	VC	30	.52	25.7	19.3	15.4	12.9	11.0	9.6
			VC	40	.60	29.7	22.3	17.8	14.9	12.7	11.1
			C	50	.67	33.2	24.9	19.9	16.6	14.2	12.5
			C	60	.73	36.4	27.3	21.8	18.2	15.6	13.6
			M	70	.79	39.3	29.5	23.6	19.6	16.8	14.7
			M	80	.85	42.0	31.5	25.2	21.0	18.0	15.8
			M	90	.90	44.6	33.4	26.7	22.3	19.1	16.7
			M	100	.95	47.0	35.2	28.2	23.5	20.1	17.6
			M	120	1.04	51.4	38.6	30.9	25.7	22.0	19.3
			501945	TADF08	Roundup®/ Glyphosate 30-70 psi Ignite®, Fungicides, Insecticides 80-120 psi	VC	30	.69	34.3	25.7	20.6
VC	40	.80				39.6	29.7	23.8	19.8	17.0	14.9
C	50	.89				44.3	33.2	26.6	22.1	19.0	16.6
C	60	.98				48.5	36.4	29.1	24.2	20.8	18.2
M	70	1.06				52.4	39.3	31.4	26.2	22.5	19.6
M	80	1.13				56.0	42.0	33.6	28.0	24.0	21.0
M	90	1.20				59.4	44.6	35.6	29.7	25.5	22.3
M	100	1.26				62.6	47.0	37.6	31.3	26.8	23.5
M	120	1.39				68.6	51.4	41.2	34.3	29.4	25.7

36" Soil Sampler Probe with Step



Fabricated in the USA from stainless steel tubing. Corrosion resistant plus soil won't stick when the probe is pulled. Easily wipes clean for repeated sampling.

Uniquely designed probe cup cuts a core slightly smaller than the diameter of the tube, enabling the core to rise in the tube without breakage as the probe is pushed into the soil.

Stainless Steel allows for measurement of trace elements and will never contaminate the soil sample.

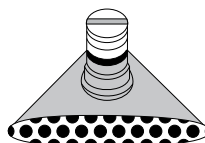
Order No. SP100 Soil Probe, 36". 94.95 ea.

Turbo FloodJet®

Wide Angle Flat Spray Tips

Stainless Steel with
VisiFlo® color-coding

\$12.55 ea.



Excellent for:
Soil Applied Herbicides.

Very Good for:
Post-Emerge Contact Herbicides.

- Excellent spray distribution for uniform coverage along the boom.
- Nozzle design incorporates a pre-orifice to produce larger droplets for less drift.
- Large, round orifice reduces clogging.
- Use with Shoup No. 501846 Quick TeeJet® cap for automatic alignment.

Suggested Minimum Spray Height

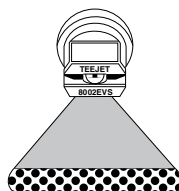
Nozzle Spacing	Spray Height
20"	14" - 16"
30"	15" - 17"
40"	18" - 20"

Order No.	Series No.	Color	PSI	GPM 1 Nozzle	Oz./min. 1 Nozzle	GPA — 40" Nozzle Spacing			
						8 MPH	10 MPH	12 MPH	15 MPH
501750	TF-VS2.5	Brown <small>(Use with 50 Mesh Strainer)</small>	10	.25	32	4.6	3.7	3.1	2.5
			20	.35	45	6.5	5.2	4.3	3.5
			30	.43	55	8.0	6.4	5.3	4.3
501752	TF-VS3	Gray <small>(Use with 50 Mesh Strainer)</small>	10	.30	38	5.6	4.5	3.7	3.0
			20	.42	54	7.8	6.2	5.2	4.2
			30	.52	67	9.7	7.7	6.4	5.1
501754	TF-VS4	White <small>(Use with 50 Mesh Strainer)</small>	10	.40	51	7.4	5.9	5.0	4.0
			20	.57	73	10.6	8.5	7.1	5.6
			30	.69	88	12.8	10.2	8.5	6.8
501756	TF-VS5	L. Blue	10	.50	64	9.3	7.4	6.2	5.0
			20	.71	91	13.2	10.5	8.8	7.0
			30	.87	111	16.1	12.9	10.8	8.6
501758	TF-VS7.5	L. Green	10	.75	96	13.9	11.1	9.3	7.4
			20	1.06	136	19.7	15.7	13.1	10.5
			30	1.30	166	24.0	19.3	16.1	12.9
501759	TF-VS10	Black	10	1.00	128	18.6	14.9	12.4	9.9
			20	1.41	180	26.0	21.0	17.4	14.0
			30	1.73	221	32.0	26.0	21.0	17.1



TeeJet®

80° Even Flat Spray Tips



Band Width	Approximate Spray Height for 80° Even Flat Tips
8"	5"
10"	6"
12"	7"
15"	9"

Very Good for:

Post-Emerge Contact Herbicides.

Good for:

Pre-Emerge Herbicides.
Post-Emerge Systemic Herbicides.

Stainless Steel with
VisiFlo® color-coding

\$5.95 ea.

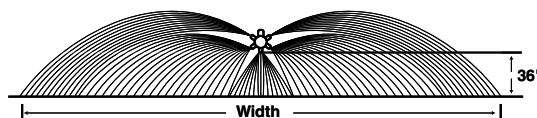
Order No.	Series No.	Color	PSI	GPM 1 Nozzle	Oz./min. 1 Nozzle	Gallons Per Acre					
						3MPH		5 MPH		7MPH	
						15" Spray Band	30" Row Spacing	15" Spray Band	30" Row Spacing	15" Spray Band	30" Row Spacing
501740	8001EVS	Orange <small>(Use with 100 Mesh Strainer)</small>	20	.07	9	9.3	4.7	5.6	2.8	4.0	2.0
			30	.09	12	11.4	5.7	6.9	3.4	4.9	2.4
			40	.10	13	13.2	6.6	7.9	4.0	5.7	2.8
501742	80015EVS	Green <small>(Use with 100 Mesh Strainer)</small>	20	.11	14	14.0	7.0	8.4	4.2	6.0	3.0
			30	.13	17	17.1	8.6	10.3	5.1	7.3	3.7
			40	.15	19	19.8	9.9	11.9	5.9	8.5	4.2
501744	8002EVS	Yellow <small>(Use with 50 Mesh Strainer)</small>	20	.14	18	18.7	9.3	11.2	5.6	8.0	4.0
			30	.17	22	23.0	11.4	13.7	6.9	9.8	4.9
			40	.20	26	26.0	13.2	15.8	7.9	11.3	5.7
501746	8003EVS	Blue <small>(Use with 50 Mesh Strainer)</small>	20	.21	27	28.0	14.0	16.0	8.4	12.0	6.0
			30	.26	33	34.0	17.1	21.0	10.3	14.7	7.3
			40	.30	38	40.0	19.8	24.0	11.9	17.0	8.5
501748	8004EVS	Red <small>(Use with 50 Mesh Strainer)</small>	20	.28	36	37.0	18.7	22.0	11.2	16.0	8.0
			30	.35	45	46.0	23.0	27.0	13.7	19.6	9.8
			40	.40	51	53.0	26.0	32.0	15.8	23.0	11.3



BoomJet®

Extra wide flat spray projection.

\$245.75 ea.



BoomJet nozzles combine two off-center tips and three Vee-Jet nozzles to produce an overall wide swath flat spray. Nozzle assembly provides good distribution for the wide pattern coverage obtained. Supplied with one additional 1/4" NPT pipe plug and one blank tip for setting BoomJet to one side only. Also has a 1/4" NPT pressure gauge port.

Order No.	Series No.	PSI	GPM	Width Feet	GPA @36" Height		
					5 MPH	10 MPH	15 MPH
501796	5880-3/4-2TOC10	20	2.83	39.5	7.1	3.5	2.4
		30	3.46	40.0	8.6	4.3	2.9
		40	4.00	40.5	9.8	4.9	3.3
501797	5880-3/4-2TOC20	20	6.08	47.0	12.8	6.4	4.3
		30	7.45	50.0	14.8	7.4	4.9
		40	8.60	52.0	16.4	8.2	5.5
501798	5880-3/4-2TOC40	20	12.00	56.0	21.0	10.6	7.1
		30	14.70	60.0	24.0	12.1	8.1
		40	17.00	63.0	27.0	13.4	8.9



Blended Pulse™ Dual Fan Nozzle (BPDF)



\$17.10 ea.

- * Droplet Size
 F Fine
 M Medium
 C Coarse
 XC Extra Coarse
 VC Very Coarse

- A non-air inducted DualFan spray nozzle for PWM systems.
- Designed to produce a spray quality of Medium to Coarse to Very Coarse, depending upon nozzle size and pressure.
- The dual patterns of the Blended Pulse™ DualFan eliminate any concern about missing the target due to the nozzles being off for a fraction of a second.
- The 50° rearward spray is designed to improve backside coverage. The 10° forward spray will provide a combination of penetration and frontside coverage.
- Poly tips and cap with EPDM gasket.

Order No.	Series No.	Gauge (PSI)	Nozzle (PSI)	Droplet* Size	MPH — 20" Spacing											
					10 GPA				15 GPA			20 GPA				
					Min.	50%	75%	100%	Min.	50%	100%	Min.	50%	100%		
501962	BPDF04	20	19	C	2	4	6	8	1	3	4	5	1	2	3	4
		30	29	C	3	5	8	10	2	3	5	7	1	3	4	5
		40	39	M	3	6	9	12	2	4	6	8	1	3	4	6
		50	49	M	3	6	10	13	2	4	6	9	2	3	5	6
		60	58	F	4	7	11	14	2	5	7	9	2	4	5	7
70	68	F	4	8	11	15	3	5	8	10	2	4	6	8		
501963	BPDF05	20	19	VC	3	5	8	10	2	3	5	7	1	3	4	5
		30	29	C	3	6	9	12	2	4	6	8	2	3	5	6
		40	38	C	4	7	11	14	2	5	7	9	2	4	5	7
		50	48	M	4	8	12	16	3	5	8	11	2	4	6	8
		60	58	M	4	9	13	17	3	6	9	12	2	4	7	9
70	67	F	5	9	14	19	3	6	9	13	2	5	7	9		
501964	BPDF06	20	19	XC	3	6	9	12	2	4	6	8	1	3	4	6
		30	28	VC	4	7	11	15	2	5	7	10	2	4	5	7
		40	38	C	4	8	13	17	3	6	8	11	2	4	6	8
		50	47	C	5	9	14	19	3	6	9	13	2	5	7	9
		60	56	M	5	10	15	21	3	7	10	14	3	5	8	10
70	66	M	6	11	17	22	4	7	11	15	3	6	8	11		
501965	BPDF07	20	18	XC	3	7	10	14	2	5	7	9	2	3	5	7
		30	28	VC	4	8	12	17	3	6	8	11	2	4	6	8
		40	37	C	5	10	14	19	3	6	10	13	2	5	7	10
		50	46	C	5	11	16	21	4	7	11	14	3	5	8	11
		60	55	C	6	12	18	23	4	8	12	16	3	6	9	12
70	65	M	6	13	19	25	4	8	13	17	3	6	10	13		
501966	BPDF08	20	18	XC	4	8	11	15	3	5	8	11	2	4	6	8
		30	27	VC	5	9	14	19	3	6	9	12	2	5	7	9
		40	36	C	5	11	16	21	4	7	11	14	3	5	8	11
		50	45	C	6	12	18	24	4	8	12	16	3	6	9	12
		60	54	C	7	13	20	26	4	9	13	17	3	7	10	13
70	63	M	7	14	21	28	5	9	14	19	4	7	11	14		
501967	BPDF09	20	18	XC	4	8	12	17	3	6	8	11	2	4	6	8
		30	26	VC	5	10	15	20	3	7	10	14	3	5	8	10
		40	35	VC	6	12	18	23	4	8	12	16	3	6	9	12
		50	44	C	7	13	20	26	4	9	13	17	3	7	10	13
		60	53	C	7	14	22	29	5	10	14	19	4	7	11	14
70	61	M	8	16	23	31	5	10	16	21	4	8	12	16		
501968	BPDF10	20	17	XC	4	9	13	18	3	6	9	12	2	4	7	9
		30	26	VC	5	11	16	22	4	7	11	15	3	5	8	11
		40	34	VC	6	13	19	25	4	8	13	17	3	6	9	13
		50	43	C	7	14	21	28	5	9	14	19	4	7	11	14
		60	51	C	8	16	23	31	5	10	16	21	4	8	12	16
70	60	C	8	17	25	33	6	11	17	22	4	8	13	17		
501969	BPDF12	20	16	XC	5	10	15	20	3	7	10	13	3	5	8	10
		30	24	XC	6	12	19	25	4	8	12	16	3	6	9	12
		40	32	VC	7	14	21	29	5	10	14	19	4	7	11	14
		50	40	C	8	16	24	32	5	11	16	21	4	8	12	16
		60	48	C	9	17	26	35	6	12	17	23	4	9	13	17
70	56	C	9	19	28	38	6	13	19	25	5	9	14	19		

The chart shows speed range for operating a specific size nozzle at a given pressure. To select a nozzle start with the application rate needed, go to the 75% duty cycle column, and find a few options for preferred speed. Observe the droplet spectrum ranges offered by the nozzles. Select optimal droplet spectrums for your applications.



501859

Order No.

501859

Adapter from Wilger Nozzle body to Teejet 1/4 turn style fitting.

2.79 ea.



501950

innoquest
INC.

SpotOn® Tip Cleaner and Multi-Tool for spray tip and nozzle body cleaning and maintenance. The Tip Cleaner provides a 50 psi air blast for clearing debris from spray tips. The Multi-Tool features a brush, fold out plastic pick, spanner wrench and utility hook to make tip maintenance quick and easy.

SpotOn® SC-2 Sprayer Calibrator provides quick and accurate flow rate checking of individual sprayer nozzles. Digital readout in GPM, oz./min. or liter/min. Ranges from .02 - 2.25 GPM, .08 - 8.52 LPM, 3 - 288 oz./min. Accuracy +/-2%. 8-3/4" height x 3" diameter. Uses CR2032 battery, included.



501976

Order No.

501950 Tip Cleaner/Multi-Tool 62.95 ea.

501976 SC-2 Sprayer Calibrator 195.00 ea.

innoquest SpotOn® Spray Tip Multi-Tool

Features a brush, fold out plastic pick, spanner wrench and utility hook that makes tip maintenance quick and easy.




Order No.

501952

13.95 ea.

Spray Guns



Order No. Description SHOU Savings Price

502720 **Aluminum body Gunjet.** Teejet 143AL. 22-1/4" long, 3/4" FPT inlet. Interchangeable stainless steel orifice disc. Handle rotates 360° from shut-off to maximum flow. Turn handle to change from cone to straight stream. Operating pressure 30 to 800 psi. 85.90 ea.

502705 **Polypropylene Hand Gun.** Teejet 22670-PP. Adjustable cone tip included. 1/4" FPT inlet. Straight and 45° adapter included. Max. 125 psi. 41.50 ea.

502724 **Trigger spray gun.** 17" aluminum body with thermal plastic handle. 1/2" FPT inlet connection. Maximum 800 psi. Includes D5 stainless tip. 47.95 ea.



SpotOn® Spray Tip Pressure Tester

- Digital display verifies accuracy of sprayer's pressure sensor or gauge and find blockages in hoses and booms.
- Quick couplers for fast and accurate pressure checking.

innoquest
INC.

Order No.

28040

164.95 ea.

Quick TeeJet

Boom Components

The patented Quick TeeJet System makes changing or cleaning plugged or worn spray tips and strainers fast and easy. Cap is removed with one quarter turn without tools. Automatic self alignment for flat spray pattern tips. Color coding of caps for better tip management.

Dry Boom No-Drip Nozzle Bodies

Low profile design for maximum protection against damage. Drip free shutoff. ChemSaver® caps open at 10 psi. Maximum operating pressure of 300 psi.

Order No.	Size	SHOUP Savings Price
501800	3/8" single shank	9.25 ea.
501805	3/8" double shank	9.25 ea.
501802	1/2" single shank	9.25 ea.
501806	1/2" double shank	9.25 ea.
501804	3/4" single shank	9.25 ea.
501808	3/4" double shank	9.25 ea.



360° Nozzle Bodies for use with dry booms

Use with Quick TeeJet Caps and QuickJet Body Clamps.

Order No.	Size	SHOUP Savings Price
3 Spray Outlets		
501874	3/4" single shank	19.25 ea.
501875	3/4" double shank	19.25 ea.

5 Spray Outlets		
501876	3/4" single shank	19.25 ea.
501877	3/4" double shank	19.25 ea.



Wet Boom No-Drip Nozzle Bodies

ChemSaver® caps open at 10 psi. for drip free shutoff. Available to mount on 3/4" or 1" pipe. Mounts to a 3/8" hole drilled in pipe or tubing. 300 psi max. operating pressure. Use with Quick TeeJet caps.

Order No.	Description - Boom Pipe Size	SHOUP Savings Price
501868	Single shank for 3/4" I.D. pipe.	3.95 ea.
501869	Single shank for 1" I.D. pipe.	3.95 ea.



360° Nozzle Bodies for use with wet booms

Order No.	Description - Boom Pipe Size	SHOUP Savings Price
501871	3 position shank for 3/4" I.D. pipe.	14.70 ea.
501878	3 position shank for 1" I.D. pipe.	14.70 ea.



501870	O-ring, Buna-N; for pipe clamp.	.84 ea.
501880	O-ring, Viton; for pipe clamp. I.D. .370", O.D. .560", thickness .095". Use with 501868, 501869, 501871, 501878.	1.28 ea.

QuickJet Body Clamps

Order No.	Size	SHOUP Savings Price
501817	1/2" Round Pipe (13/16" & 7/8" O.D.)	3.20 ea.
501818	3/4" Round Pipe (1" & 1-1/16" O.D.)	3.20 ea.
501820	1" Round Pipe (1-1/8", 1-1/4" & 1-3/8" O.D.)	3.20 ea.
501822	1-1/4" Round Pipe (1-9/16" & 1-11/16" O.D.)	3.20 ea.
501824	3/4" Square Tube	3.20 ea.
501826	1" Square Tube	3.20 ea.
501828	1-1/4" Square Tube	3.20 ea.
501830	1-1/2" Square Tube	3.20 ea.
501832	Corrosion Resistant Stainless Steel Clamp for 1-1/4" Square Tube	6.85 ea.



Nylon Caps with gaskets

Quick TeeJet Caps are designed with grooves that fit locating lugs on the nozzle body. Gasket included.



Order No.	Color	SHOUP Savings Price
For TeeJet Flat Tips — fits sizes: XR TeeJet 01-08; TeeJet Standard Flat 01-08; Turbo TeeJet, Turbo TwinJet, Driftguard all sizes.		
501840	Blue	1.20 ea.
501841	Green	1.20 ea.
501842	Red	1.20 ea.
501843	Yellow	1.20 ea.
501844	Brown	1.20 ea.
501845	Orange	1.20 ea.

For hi-capacity XR TeeJet Tips (-010SS).		
501856	Red	1.35 ea.

For Turbo FloodJet and FloodJet (VisiFlo only) Tips.		
501846	White	1.35 ea.

For Turbo TeeJet Induction, AI TeeJet Tips.		
501848	Orange	1.35 ea.

For FullJet and ConeJet Tips.		
501849	Green	1.35 ea.

Shutoff		
501850	Black	2.55 ea.

1/4" Adapter (for mounting pressure gauge at nozzle)		
501852		3.15 ea.

Replacement Cap Seat Gasket - EPDM		
501860		.70 ea.

"Hardi Cap" retrofits Hardi single and triplet snapfit nozzle bodies so TeeJet tips can be used.

Order No.	Color	Use with TeeJet Tip	SHOUP Savings Price
501854	Red	XR, Turbo TeeJet, Std. Even, TTJ60 Turbo TwinJet	1.90 ea.
501857	Red	Turbo TeeJet Induction (TTI), AI TeeJet	1.90 ea.

ChemSaver® End Caps (order diaphragm separately).

501814	Opens at 2 psi.	4.32 ea.
501816	Opens at 10 psi.	4.32 ea.



Diaphragms for ChemSaver® caps.

501862	EPDM.	.64 ea.
501863	Viton.	1.55 ea.



TeeJet Nylon Tip Strainers

Order No.	Mesh	SHOUP Savings Price
501698	24	1.40 ea.
501700	50	1.40 ea.
501705	100	1.40 ea.




TeeJet Strainer & Check Valve

Ball check opens at 5 psi. Poly body, stainless steel mesh screen, viton ball.

Order No.	Mesh	SHOUP Savings Price
501708	50	3.95 ea.
501709	100	3.95 ea.





Plastic Boom Fittings

Nozzle Thread and Hose Barb ends.

Order No.	Style	Hose Barb	SHOUP Savings Price
501609	Tee	3/8"	1.48 ea.
501610	Tee	1/2"	1.48 ea.
501612	Tee	5/8"	2.74 ea.
501614	Tee	3/4"	1.99 ea.
501599	Elbow	3/8"	1.39 ea.
501600	Elbow	1/2"	1.39 ea.
501602	Elbow	5/8"	1.65 ea.
501604	Elbow	3/4"	1.80 ea.
501619	Cross	3/8"	3.21 ea.
501620	Cross	1/2"	6.54 ea.
501622	Cross	3/4"	2.96 ea.
501607	Straight	3/8"	1.16 ea.
501608	Straight	1/2"	1.16 ea.

Order No.	Description	SHOUP Savings Price
501630	Nylon Locknut	.25 ea.
501632	Cap	.50 ea.
501634	Cap Plug	.48 ea.
501710	Brass Tip Plug	.80 ea.
501650	1/2" Round Clamp 13/16" or 7/8" pipe O.D.	4.40 ea.
501652	3/4" Round Clamp 1" or 1-1/16" pipe O.D.	4.40 ea.
501654	1" Round Clamp 1-1/8", 1-1/4", or 1-3/8" pipe O.D.	4.40 ea.
501656	1-1/4" Round Clamp 1-9/16" or 1-11/16" pipe O.D.	7.30 ea.
501660	1" Square Clamp	5.00 ea.
501662	1-1/4" Square Clamp	7.55 ea.
501664	1-1/2" Square Clamp	8.95 ea.



TeeJet Nylon Nozzle Bodies and Outlet Adapters

Order No.	Description	Inlet	Outlet	Price
501580	Male inlet connection	1/4" MPT	11/16" nozzle thread	1.85 ea.
501582	Female inlet connection	1/4" FPT	11/16" nozzle thread	1.80 ea.
501586	Outlet adapter	11/16" nozzle thread	1/4" FPT	2.65 ea.
501585	Outlet adapter	11/16" nozzle thread	Quick Jet	5.75 ea.
501587	Outlet adapter	1/4" FPT	Quick Jet	3.15 ea.
501811	10 psi no-drip check valve	11/16" nozzle thread	Quick Jet	6.15 ea.
501812	10 psi no-drip check valve	1/4" MPT	Quick Jet	5.65 ea.
501810	10 psi no-drip check valve	1/4" MPT	11/16" nozzle thread	15.75 ea.
502708	Outlet adapter	Quick Jet	3/8" hose shank	2.45 ea.
502710	Outlet adapter	Quick Jet	1/2" hose shank	2.45 ea.



Hose Drops designed to attach to your existing nozzle bodies

Order No.	Description	Price
502645	15" Hose Drop; Standard nozzle thread on top - 1/4" MPT on bottom.	7.80 ea.
502646	24" Hose Drop; Standard nozzle thread on top - 1/4" MPT on bottom.	8.70 ea.
502650	15" Quick Jet(QJ) Hose Drop; QJ fitting on top - 1/4" MPT on bottom.	11.80 ea.
502651	24" Quick Jet(QJ) Hose Drop; QJ fitting on top - 1/4" MPT on bottom.	12.00 ea.
502712	15" Quick Jet(QJ) Hose Drop; QJ fitting on top - QJ adapter on bottom.	14.95 ea.
502714	24" Quick Jet(QJ) Hose Drop; QJ fitting on top - QJ adapter on bottom.	15.15 ea.



TeeJet

150° Double Outlet Flat Spray Tips
for post-directed application with hose drops.

\$15.75 ea.

Order No.	TeeJet No.	PSI	GPM 1 Nozzle	GPA — 30" Spacing			
				6 MPH	8 MPH	10 MPH	12 MPH
501680	TQ15003SS (Use with 100 Mesh Strainer)	20	.21	7.0	5.3	4.2	3.5
		30	.26	8.6	6.4	5.1	4.0
		40	.30	9.9	7.4	5.9	4.3
		50	.34	11.1	8.3	6.6	5.5
501681	TQ15004SS (Use with 50 Mesh Strainer)	20	.28	9.3	7.0	5.6	4.7
		30	.35	11.4	8.6	6.9	5.7
		40	.40	13.2	9.9	7.9	6.6
		50	.45	14.8	11.1	8.9	7.4
60	.49	16.2	12.1	9.7	8.1		

Order No.	TeeJet No.	PSI	GPM 1 Nozzle	GPA — 30" Spacing			
				6 MPH	8 MPH	10 MPH	12 MPH
501682	TQ15005SS (Use with 50 Mesh Strainer)	20	.35	11.7	8.8	7.0	5.8
		30	.43	14.2	10.6	8.5	7.1
		40	.50	16.5	12.4	9.9	8.3
		50	.56	18.5	13.8	11.1	9.2
		60	.61	20.0	15.2	12.1	10.1
501683	TQ15006SS (Use with 50 Mesh Strainer)	20	.42	14.0	10.5	8.4	7.0
		30	.52	17.2	12.9	10.3	8.6
		40	.60	19.8	14.9	11.9	9.9
		50	.67	22.0	16.6	13.3	11.1
		60	.74	24.0	18.2	14.6	12.1
501684	TQ15008SS (Use with 50 Mesh Strainer)	20	.57	18.7	14.0	11.2	9.3
		30	.69	23.0	17.2	13.7	11.4
		40	.80	26.0	19.8	15.8	13.2
		50	.89	30.0	22.0	17.7	14.8
		60	.98	32.0	24.0	19.4	16.2
501685	TQ15009SS (Use with 50 Mesh Strainer)	20	.64	21.0	15.8	12.6	10.5
		30	.78	26.0	19.3	15.4	12.9
		40	.90	30.0	22.0	17.8	14.9
		50	1.00	33.0	25.0	19.9	16.6
		60	1.10	36.0	27.0	22.0	18.2



Calibration Container

- 128 oz. capacity and dual scale in both U.S. and metric graduations.
- Molded polypropylene for chemical resistance and durability.

Order No.

501715 Calibration Container 21.40 ea.



8-Way Nylon Manifold

3/4" NPTF inlet, eight 1/2" NPTF outlets and 1/4" NPTF gauge outlet.

Order No.

501540 Manifold 8.05 ea.

Threaded Hose Barbs



Order No.	MPT x HB	SHOUP Savings Price
501100	1/4" x 1/2"	.55 ea.
501102	3/8" x 3/8"	.55 ea.
501104	3/8" x 1/2"	.61 ea.
501108	1/2" x 3/8"	.63 ea.
501110	1/2" x 1/2"	.59 ea.
501114	1/2" x 3/4"	.63 ea.
501112	1/2" x 5/8"	.63 ea.
501116	3/4" x 1/2"	.72 ea.
501118	3/4" x 5/8"	.70 ea.
501120	3/4" x 3/4"	.72 ea.
501122	3/4" x 1"	.86 ea.
501124	1" x 3/4"	.97 ea.
501126	1" x 1"	.95 ea.
501128	1-1/4" x 1-1/4"	1.62 ea.
501130	1-1/2" x 1-1/2"	1.75 ea.
501132	2" x 2"	3.25 ea.

Hose Menders



Order No.	HB	SHOUP Savings Price
501210	3/8"	.55 ea.
501212	1/2"	.53 ea.
501214	5/8"	.63 ea.
501216	3/4"	.72 ea.
501218	1"	.93 ea.
501220	1-1/4"	2.43 ea.
501222	1-1/2"	2.72 ea.
501224	2"	7.24 ea.



Tee Barbs

Order No.	HB	SHOUP Savings Price
501250	3/8"	.89 ea.
501252	1/2"	.95 ea.
501254	5/8"	1.14 ea.
501256	3/4"	1.14 ea.
501258	1"	3.25 ea.
501260	1-1/4"	4.60 ea.
501262	1-1/2"	5.97 ea.
501264	2"	11.95 ea.

Pipe Nipples



Order No.	MPT	SHOUP Savings Price
501400	3/8"	.59 ea.
501402	1/2"	.61 ea.
501404	3/4"	.65 ea.
501406	1"	.93 ea.
501408	1-1/4"	1.92 ea.
501410	1-1/2"	3.60 ea.
501412	2"	3.46 ea.
501414	3"	12.40 ea.

Teflon Thread Tape & Joint Compound



- Non settling, oil does not separate.
- Acts as a lubricant as well as a seal.
- Contains no lead.

Order No.	Description	SHOUP Savings Price
501535	Thread Tape, 1/2" x 520"	1.65 ea.
501530	Joint Compound, 1/2 pint with applicator	23.50 ea.

Plastic Fittings

Female Couplers



Order No.	FPT	SHOUP Savings Price
501300	1/2"	2.49 ea.
501302	3/4"	2.66 ea.
501304	1"	5.57 ea.
501306	1-1/4"	7.80 ea.
501308	1-1/2"	3.90 ea.
501310	2"	4.26 ea.

Reducer Bushings



Order No.	MPT x FPT	SHOUP Savings Price
501470	1/2" x 3/8"	1.88 ea.
501472	3/4" x 1/4"	1.37 ea.
501474	3/4" x 3/8"	1.37 ea.
501476	3/4" x 1/2"	1.35 ea.
501478	1" x 1/2"	1.79 ea.
501480	1" x 3/4"	1.65 ea.
501482	1-1/4" x 3/4"	3.25 ea.
501484	1-1/4" x 1"	3.25 ea.
501486	1-1/2" x 1"	3.57 ea.
501488	1-1/2" x 1-1/4"	3.57 ea.
501490	2" x 1"	5.68 ea.
501492	2" x 1-1/4"	5.43 ea.
501494	2" x 1-1/2"	4.03 ea.
501496	3" x 2"	15.96 ea.

Female Tees



Order No.	FPT	SHOUP Savings Price
501340	1/2"	5.51 ea.
501342	3/4"	7.09 ea.
501344	1"	9.10 ea.
501346	1-1/4"	11.88 ea.
501348	1-1/2"	14.04 ea.
501350	2"	18.89 ea.

Gauge Tee



Order No.	FPT x Gauge Port	SHOUP Savings Price
501500	3/4" x 1/4"	11.93 ea.



90° Elbow Threaded Hose Barbs

Order No.	MPT x HB	SHOUP Savings Price
501170	3/8" x 3/8"	.93 ea.
501172	1/2" x 3/8"	.91 ea.
501174	1/2" x 1/2"	.91 ea.
501176	1/2" x 5/8"	.95 ea.
501178	1/2" x 3/4"	1.00 ea.
501180	3/4" x 1/2"	1.14 ea.
501182	3/4" x 5/8"	1.18 ea.
501184	3/4" x 3/4"	1.14 ea.
501186	3/4" x 1"	1.98 ea.
501188	1" x 3/4"	2.00 ea.
501190	1" x 1"	2.57 ea.
501192	1-1/4" x 1"	4.47 ea.
501194	1-1/4" x 1-1/4"	4.14 ea.
501196	1-1/2" x 1-1/2"	5.82 ea.
501198	2" x 2"	6.14 ea.

Street Elbows

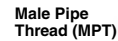


Order No.	MPT x FPT	SHOUP Savings Price
501270	1/2" x 1/2"	2.80 ea.
501272	3/4" x 3/4"	3.25 ea.
501274	1" x 1"	6.79 ea.
501276	1-1/4" x 1-1/4"	10.47 ea.
501278	1-1/2" x 1-1/2"	11.65 ea.
501280	2" x 2"	12.14 ea.

Elbow Barbs



Order No.	HB	SHOUP Savings Price
501370	3/8"	.84 ea.
501372	1/2"	.84 ea.
501376	3/4"	1.03 ea.
501378	1"	3.04 ea.



Plugs

Order No.	MPT	SHOUP Savings Price
501429	1/4"	.55 ea.
501430	3/8"	.55 ea.
501432	1/2"	.61 ea.
501434	3/4"	.65 ea.
501436	1"	.84 ea.
501438	1-1/4"	1.35 ea.
501440	1-1/2"	1.58 ea.
501442	2"	1.85 ea.

Sprayer Hose

Pre-cut Lengths



Hose Cutter

- Cuts rubber hose up to 2" diameter.
- Stainless steel blade.

Order No.	Description	Price
502300	Hose Cutter	45.90 ea.
502301	Replacement Blade	17.50 ea.



EPDM Rubber Hose



Black EPDM hose reinforced with a spiral cord. Excellent chemical resistance, including Lasso®. Max. PSI 200.

Size	Length 10 ft.		25 ft.		50 ft.		100 ft.		Reel (ft.)	
	Order No.	Price	Order No.	Price	Order No.	Price	Order No.	Price	Order No.	Price
3/8"	503110	14.95	503112	29.80	503114	48.95	503116	77.90	503118	357.00 (400 ft.)
1/2"	503120	19.25	503122	34.50	503124	68.95	503126	104.25	503128	261.25 (250 ft.)
5/8"	—	—	503132	40.50	503134	79.95	503136	135.95	—	—
3/4"	503140	22.95	503142	45.50	503144	92.95	503146	171.95	503148	263.50 (150 ft.)
1"	503150	29.95	503152	63.75	503154	130.75	503156	243.25	—	—

EVA Tubing



Semi-transparent tubing to handle herbicides, insecticides, fertilizers and open end discharge of NH3. 1/8" wall thickness. Max. PSI 120.

Size	Length 25 ft.		50 ft.		100 ft.		250 ft.		500 ft.	
	Order No.	Price	Order No.	Price	Order No.	Price	Order No.	Price	Order No.	Price
3/8"	503210	25.75	503212	33.75	503214	56.40	503216	148.75	503218	299.95
1/2"	503220	22.65	503222	37.95	503224	69.65	503226	171.75	—	—
3/4"	503240	32.25	503242	52.25	503244	97.25	—	—	—	—
1"	503250	38.25	503252	70.50	503254	138.75	—	—	—	—

Fertilizer Solution Hose



Yellow/Black spiral EPDM hose has the flexibility of PVC suction hose along with chemical resistance, including Lasso®.

Size	Length 10 ft.		25 ft.		50 ft.		100 ft.		
	Max. PSI	Order No.	Price	Order No.	Price	Order No.	Price	Order No.	Price
1-1/4"	70	503310	56.95	503312	116.40	503314	156.75	503316	312.50
1-1/2"	60	503320	64.90	503322	121.25	503324	180.95	503326	360.20
2"	60	503330	104.60	503332	175.30	503334	260.75	—	—
3"	50	503340	153.90	503342	293.60	503344	656.00	—	—



"Enforcer" Reinforced Fertilizer Solution Hose

Black EPDM hose reinforced with a polyester fabric braid. Stronger than standard suction hose yet flexible and with chemical resistance, including Lasso®.

Size	Length 10 ft.		25 ft.		50 ft.		
	Max. PSI	Order No.	Price	Order No.	Price	Order No.	Price
1-1/2"	100	503510	74.95	503512	162.25	503514	245.75
2"	100	503520	90.75	503522	207.70	503524	324.95

Clear Vinyl Tubing

Excellent for sight gauge and bypass applications with low working pressure, 1/8" wall thickness.



Size	Length 10 ft.		25 ft.		
	Max. PSI	Order No.	Price	Order No.	Price
1/4"	70	503410	30.10	503412	76.50
3/8"	60	503420	31.30	503422	74.95
1/2"	45	503430	38.35	503432	99.95
3/4"	35	503440	47.15	503442	129.95
1"	25	503450	54.85	503452	169.95

Hose Clamps

Stainless steel band with plated steel screw (except as noted).



Order No.	Min. Dia.	Max. Dia.	SHOUP Savings Price	Order No.	Min. Dia.	Max. Dia.	SHOUP Savings Price
3504	7/32"	5/8"	.82 ea.	62020	13/16"	1-3/4"	.99 ea.
3506	7/16"	25/32"	.89 ea.	62024	1-1/16"	2"	.99 ea.
3508	1/2"	29/32"	1.09 ea.	62028	1-5/16"	2-1/4"	1.09 ea.
62010	9/16"	1-1/16"	.99 ea.	62032	1-9/16"	2-1/2"	.99 ea.
3504 thru 62010 are 100% stainless steel.				62036	1-13/16"	2-3/4"	1.09 ea.
62012	11/16"	1-1/4"	1.19 ea.	62040	2-1/16"	3"	1.19 ea.
62016	13/16"	1-1/2"	1.05 ea.	62056	3-1/16"	4"	1.39 ea.
				62072	1-7/8"	5"	1.49 ea.
				62104	4-1/8"	7"	2.75 ea.

T-Bolt Hose Clamps

Stainless steel band and bolt with nylon insert nut. 3/4" band width.



Order No.	Min. Dia.	Max. Dia.	SHOUP Savings Price
430898	1-5/16"	1-11/16"	4.99 ea.
Use with 1-1/4" Suction hose.			
430802	1-13/16"	2-1/16"	5.99 ea.
Use with 1-1/2" Suction/Reinforced Suction hose.			
430808	2-3/16"	2-1/2"	5.25 ea.
Use with 2" Suction hose.			
430812	2-5/16"	2-5/8"	6.19 ea.
Use with 2" Reinforced Suction hose.			
430826	3-7/16"	3-3/4"	6.79 ea.
Use with 3" Suction hose.			

BANJO Quick Couplers

Dust Plug



Order No.	Size	SHOUP Savings Price
502120	1/2" & 3/4"	5.31 ea.
502122	1" & 1-1/4"	5.09 ea.
502126	1-1/2"	6.82 ea.
502128	2"	7.69 ea.
502130	3"	16.11 ea.

Dust Cap



502140	1/2" & 3/4"	11.22 ea.
502142	1" & 1-1/4"	12.37 ea.
502146	1-1/2"	15.09 ea.
502148	2"	18.38 ea.
502150	3"	30.88 ea.

Hose Shank Coupler



502040	1/2"	11.22 ea.
502042	3/4"	11.22 ea.
502044	1"	12.87 ea.
502046	1-1/4"	12.87 ea.
502048	1-1/2"	15.10 ea.
502052	2"	18.38 ea.
502054	3"	30.88 ea.

Hose Shank Adapter



502080	1/2"	5.31 ea.
502082	3/4"	5.31 ea.
502084	1"	5.89 ea.
502086	1-1/4"	5.89 ea.
502088	1-1/2"	5.91 ea.
502090	2"	7.74 ea.
502092	3"	20.31 ea.

Male Adapter (QDC x MPT)



Order No.	Size	SHOUP Savings Price
502100	1/2"	5.31 ea.
502102	3/4"	5.31 ea.
502104	1"	5.89 ea.
502106	1-1/4"	5.89 ea.
502108	1-1/2"	5.91 ea.
502110	2"	7.74 ea.
502112	3"	20.31 ea.

Female Coupler with Male Thread



502020	1/2"	13.45 ea.
502022	3/4"	11.22 ea.
502024	1"	12.87 ea.
502026	1-1/4"	12.87 ea.
502028	1-1/2"	15.10 ea.
502030	2"	18.37 ea.
502032	3"	30.88 ea.

Female Coupler with Female Thread



502060	3/4"	11.22 ea.
502062	1"	12.87 ea.
502064	1-1/4"	12.87 ea.
502066	1-1/2"	15.10 ea.
502068	2"	18.38 ea.
502070	3"	30.88 ea.

Male Adapter (QDC x FPT)



502002	1/2"	5.88 ea.
502004	3/4"	4.92 ea.
502006	1"	4.92 ea.
502008	1-1/4"	4.92 ea.
502010	1-1/2"	5.56 ea.
502012	2"	6.56 ea.
502014	3"	15.84 ea.

Male Adapter (QDC x QDC)



Order No.	Size	SHOUP Savings Price
503622	2" x 2"	19.75 ea.
503626	3" x 2"	48.51 ea.
503624	3" x 3"	48.51 ea.

90° Couplers



503636	Male QDC x FPT	503630	2"	12.01 ea.
503634	Male QDC x MPT	503637	2"	11.28 ea.
503635	Male QDC x MPT Sweep	503636	3"	33.35 ea.
503631	Female QDC x FPT	503634	2"	22.40 ea.
503632	Female QDC x MPT	503631	2"	26.90 ea.
503633	Female QDC x Hose Shank	503632	2"	22.40 ea.
503633	Female QDC x Hose Shank Sweep	503633	2"	23.58 ea.

Quick Coupler Replacement Gaskets



502160	3/4"	1.28 ea.
502162	1" & 1-1/4"	1.28 ea.
502164	1-1/2"	1.30 ea.
502166	2"	1.40 ea.
502168	3"	1.90 ea.

Female Coupler Reducer



503620	Female QDC x Male QDC	3" x 2"	55.14 ea.
--------	-----------------------	---------	-----------

Teflon Thread Tape & Joint Compound



- Non settling, oil does not separate.
- Acts as a lubricant as well as a seal.
- Contains no lead.

Order No.	Description	SHOUP Savings Price
501535	Thread Tape, 1/2" x 520"	1.65 ea.
501530	Joint Compound, 1/2 pint with applicator	23.50 ea.

Wind Meter



Order No.	WM20	107.75 ea.
-----------	------	------------

- Accurately measures windspeed and temperature or wind chill.
- Displays windspeed in mph, km/h, meters/second or knots.
- Measuring range: min. 1.1 mph - max. 80 mph. Accuracy +/- 3%.
- Temp.: 0 to 122°F. Accuracy +/- 1.8°F.

- Auto shutoff turns unit off after 20 minutes.
- 1 year lithium battery included.
- Windspeed averaged based on intervals.
- Water Resistant. Shockproof.
- LCD back-light display.
- Pocket Sized. Folded dimensions: 2.75" L x .75" W x 5.25" H.

See pg. 46 for 1/4" and 3/8" Plastic Push-In Fittings and Tubing





Flange Fittings

Flange Type	Flange O.D.
1"	2-1/32"
2" Std. Port	3-1/16"
2" Full Port	3-9/32"
3"	4-7/16"

45° Coupling



Hose Barb



Order No.	Flange x Hose Barb	SHOUP Savings Price
503742	1" x 3/4"	2.35 ea.
503743	1" x 1"	2.35 ea.
503746	2" Std. Port x 1-1/4"	5.32 ea.
503748	2" Std. Port x 1-1/2"	4.67 ea.
503754	2" Std. Port x 2"	5.13 ea.
503756	2" Full Port x 1-1/4"	5.13 ea.
503758	2" Full Port x 1-1/2"	5.13 ea.
503760	2" Full Port x 2"	4.67 ea.
503761	3" x 3"	14.25 ea.

45° Elbow Hose Barb



Order No.	Flange x Hose Barb	SHOUP Savings Price
503762	1" x 1"	14.04 ea.
503764	2" Std. Port x 2"	19.82 ea.
503766	2" Full Port x 2"	19.10 ea.
503765	3" x 3"	66.61 ea.

90° Hose Barb



Order No.	Flange x Hose Barb	SHOUP Savings Price
503767	1" x 3/4"	2.85 ea.
503768	1" x 1"	2.85 ea.
503771	2" Std. Port x 1-1/4"	9.49 ea.
503772	2" Std. Port x 1-1/2"	8.64 ea.
503775	2" Full Port x 1-1/2"	9.49 ea.
503774	2" Std. Port x 2"	9.49 ea.
503776	2" Full Port x 2"	9.49 ea.
503777	3" x 3"	38.10 ea.

90° Sweep Hose Barb



Order No.	Flange x Hose Barb	SHOUP Savings Price
503615	2" Full Port x 2"	30.60 ea.
503616	3" Std. Port x 3"	59.60 ea.

Female Thread Adapter



Order No.	Flange x FPT	SHOUP Savings Price
503778	1" x 1"	4.53 ea.
503780	2" Std. Port x 2"	13.13 ea.
503782	2" Full Port x 2"	21.17 ea.
503783	3" x 3"	34.08 ea.

Male Thread Adapter



Order No.	Flange x MPT	SHOUP Savings Price
503784	1" x 1"	2.71 ea.
503786	2" Std. Port x 2"	4.54 ea.
503788	2" Full Port x 2"	4.54 ea.
503789	3" x 3"	12.59 ea.

90° Sweep Male Thread Adapter



Order No.	Flange x MPT	SHOUP Savings Price
503617	2" Full Port x 2"	15.19 ea.
503618	3" x 3"	69.70 ea.

Straight Coupling



Order No.	Flanges	SHOUP Savings Price
503814	1"	5.76 ea.
503816	2" Std. Port	12.26 ea.
503818	2" Full Port	13.79 ea.
503819	3"	16.24 ea.

90° Coupling



Order No.	Flanges	SHOUP Savings Price
503808	1"	7.16 ea.
503810	2" Std. Port	11.97 ea.
503812	2" Full Port	10.89 ea.
503813	3"	51.70 ea.

90° Sweep Coupling



Order No.	Flanges	SHOUP Savings Price
503610	2" Std. Port	14.97 ea.
503611	2" Full Port	13.52 ea.
503612	3"	61.94 ea.

Flange Clamp



Order No.	Fits Flange	SHOUP Savings Price
503826	1"	6.60 ea.
503828	2" Std. Port	7.70 ea.
503830	2" Full Port	8.00 ea.
503831	3"	11.04 ea.

Cast Clamp



Order No.	Fits Flange	SHOUP Savings Price
503836	2" Full Port	42.70 ea.
503838	3"	48.10 ea.

Flange Gasket



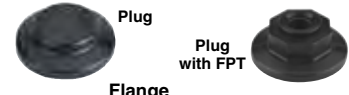
Order No.	Fits Flange	SHOUP Savings Price
503832	1"	1.99 ea.
502164	2" Std. Port	1.30 ea.
502166	2" Full Port	1.40 ea.
502168	3"	1.90 ea.

Tee



Order No.	Flanges	SHOUP Savings Price
503790	1"	6.58 ea.
503791	2" Std. Port x 1"	13.28 ea.
503793	2" Full Port x 1"	14.03 ea.
503792	2" Std. Port	12.59 ea.
503794	2" Full Port	12.59 ea.
503795	3"	59.35 ea.

Plug



Order No.	Flange	SHOUP Savings Price
503842	1"	2.71 ea.
503844	1" with 1/4" FPT	10.61 ea.
503846	2"	4.54 ea.
503848	2" with 1/2" FPT	13.71 ea.
503850	2" Full Port with 3/4" FPT	20.90 ea.
503851	3" with 1" FPT	25.55 ea.

Reducer Flange



Order No.	Flange x Flange	SHOUP Savings Price
503796	2" Std. Port x 1"	13.92 ea.
503798	2" Full Port x 1"	15.33 ea.
503800	2" Full Port x 2" Std. Port	15.33 ea.
503801	3" x 2" Full Port	32.51 ea.

Female Adapter



Order No.	Flange x QDC	SHOUP Savings Price
503860	2" Full Port x 2" Female	21.04 ea.
503861	3" x 3" Female	40.38 ea.

Male Adapter



Order No.	Flange x QDC	SHOUP Savings Price
503820	1" x 1" Male	6.24 ea.
503822	2" Std. Port x 2" Male	8.34 ea.
503824	2" Full Port x 2" Male	9.18 ea.
503825	3" x 3" Male	17.77 ea.

90° Sweep Male Quick Adapter



Order No.	Flange x QDC	SHOUP Savings Price
503613	2" Full Port x 2" Male	13.83 ea.
503614	3" x 3" Male	69.83 ea.

Check Valve



Order No.	Flange	SHOUP Savings Price
503602	1"	18.55 ea.
503604	2" Std. Port	23.63 ea.
503606	2" Full Port	28.90 ea.
503608	3"	48.08 ea.

ACE Roller Pumps

6 Roller RP-600C

- Cast Iron Housing and Rotor.
- 5/8" Shaft.
- Max Flow 21.8 gpm.
- Max Pressure 300 psi.
- FKM Lip Type Seals.
- Speeds from 540 to 1000 rpm.
- 3/4" NPT ports.
- Thermoplastic Rollers with metal core.
- Counter clockwise rotation from shaft end.



8 Roller RP-800C

- Cast Iron Housing and Rotor.
- 15/16" shaft.
- Max Flow 22.5 gpm.
- Max Pressure 300 psi.
- FKM Lip Type Seals.
- Speeds from 540 to 1000 rpm.
- 3/4" NPT ports.
- Thermoplastic Rollers with metal core.
- Counter clockwise rotation from shaft end.



Cast iron pumps are not suited for use with glyphosates, copper sulfates or dry flowables. Such use voids warranty.

Order No.	Pump Description	SHOUP Savings Price
502570	Cast Iron, 6 roller. Less coupler.	193.15 ea.
502571	Repair Kit for 6 roller pump; includes seals, o-rings and rollers. Compatible with Hypro 6500 series pumps.	47.15 ea.

Order No.	Pump Description	SHOUP Savings Price
502572	Cast Iron, 8 roller. Less coupler.	253.20 ea.
502573	Repair Kit for 8 roller pump; includes seals, o-rings and rollers. Compatible with Hypro 7560 series pumps.	65.70 ea.

Roller Pump PTO Quick Couplers

Order No.	Pump Shaft Size	RPM 1-3/8" PTO Shaft	
502510	5/8"	540 or 1000	53.55 ea.
502512	15/16"	540 or 1000	57.00 ea.



ACE Hydraulic Centrifugal Pumps

- Mount anywhere hydraulic hoses can reach.
- 1-1/4" suction port x 1" discharge port.
- Viton seal.
- Produces 0-100 psi at 4600 rpm maximum and 60 gpm at open discharge.



Order No.	Ace Model No.	
502540	FMC-HYD-204; 4-13 GPM	1019.20 ea.
502545	FMC-HYD-210; 14-17 GPM	1019.20 ea.

High Performance - Model 206

- 20 gpm at 100 psi.
- 1-1/2" suction port x 1-1/4" discharge port.

502550	FMC-150-HYD-206	1045.30 ea.
--------	-----------------	-------------

ACE PTO Centrifugal Pumps

- Ideal for handling wettable powders without loss of capacity or pressure.
- High capacity. 20 gpm at 60 psi or 60 gpm at 30 psi.
- 1-1/4" x 1" ports.
- 10-groove belt.
- Viton seal.



Order No.	Ace Model No.	
502560	PTOC-600-10-6QC; 540 RPM Quick coupler.	1208.45 ea.

High Performance - 150 Series

- 40 gpm at 100 psi at 600 or 1000 rpm.
- 1-1/2" x 1-1/4" ports.

502592	PTOC-150-600-6SPQC; Quick Coupler 1-3/8", 6 spline shaft.	1338.50 ea.
502593	PTOC-150-600-B 1" Stub Shaft for tumblerod drive.	1338.50 ea.

ACE Pump Belts



Order No.	Fits Pump Models	Description	Ace No.	
Belts for Ace Standard Centrifugal Pumps				
502585	PTOC-600-10, PTOC-600-10B	10 groove	BAC-28-10	57.70 ea.
Belts for Ace 150 Series Centrifugal Pumps				
502587	PTOC-150-600	10 groove	BAC-28-10-150	63.20 ea.
502588	PTOC-150-1000	10 groove	BAC-28-10M-150	64.20 ea.

8000 Series

1.8 gpm - 12 vdc diaphragm pump

- Delivers 60 psi maximum.
- Adjustable demand switch from 40-60 psi.
- Viton valves and Santoprene diaphragm.
- 7 amp maximum draw.
- 3/8" FPT ports.
- Self priming up to 8 ft.



Order No.	Description	
502595	Shurflo pump, 1.8 gpm	177.45 ea.



2088 Series

3.6 gpm - 12 vdc diaphragm pump

- Delivers 45 psi maximum.
- Adjustable demand switch from 25-45 psi.
- Viton valves and Santoprene diaphragm.
- 9.5 amp maximum draw.
- 1/2" MPT ports.
- Self priming up to 13 ft.



Order No.	Description	
502598	Shurflo pump, 3.6 gpm	315.00 ea.

Viton Pump Seals



Order No.	Fits Pump Models	Shaft Diameter	SHOUP Savings Price
502530	Ace: FMC-HYD-204, FMC-150-HYD-206, FMC-HYD-210, FMC-HYD-310, PTOC-600-10QC, PTOC-1000-21SP, PTOC-150-600-6SP, PTOC-150-600-6SPQC, PTOC-150-1000-21SP, PTOC150-1000-20SP.	5/8"	39.25 ea.
502532	Hypro: 9006C, 9008C, 9016C, 9018C, 9028C. Monarch: BSGF6, BSGF8. Scot: FKG74AV3, FKG74AV5, FG413V3, FG413V5.	3/4"	25.15 ea.
37394	Loctite® Gasket Sealant 518™ , 50 ml tube. For use on aluminum, iron and steel flanged mating surfaces. Fills gaps up to .050".		15.95 ea.

Pressure Gauges

- 1/4" NPT connection.
- Brass stem and tube.



Order No.	Pressure Range	Dial Size	Mount	
Dry Gauges (in steel housing)				
502600	0-60 lbs.	2-1/2"	Bottom	9.75 ea.
502602	0-100 lbs.	2-1/2"	Bottom	9.75 ea.
502604	0-60 lbs.	4-1/2"	Bottom	21.75 ea.
502614	0-100 lbs.	4-1/2"	Bottom	21.75 ea.
502900	0-60 lbs.	2-1/2"	Rear	9.75 ea.
502902	0-100 lbs.	2-1/2"	Rear	9.75 ea.
502904	0-60 lbs.	4-1/2"	Rear	21.75 ea.
502914	0-100 lbs.	4-1/2"	Rear	21.75 ea.
Glycerin Filled Gauges (in stainless steel housing)				
502610	0-100 lbs.	2-1/2"	Bottom	25.50 ea.
502611	0-100 lbs.	4"	Bottom	43.95 ea.

Sprayer Tank Cleaner



Prevents contamination when changing from one chemical to another.

(1) 32 oz. bottle of tank cleaner will clean a 200 gallon tank.

Remove scale, rust and dirt. Protect pump and valves. Reduce strainer clogging. Minimize nozzle wear.

Order No.	Description	
502801	Tank cleaner 32 oz. bottle.	9.95 ea.

TeeValve®

Selective 3-section boom control from the tractor.



For pressures up to 300 PSI.

The TeeValve® control lever may be set at any of seven indexed locations for opening or closing any of 3 boom section lines in any combination. The lever is raised to open the valve in an indexed setting and lowered to close the valve... without changing the index position, allowing fast "on-off" operation at ends of rows.

Aluminum housing with stainless steel and plastic internal parts provides maximum corrosion resistance to most chemicals. 3/4" NPT inlets and outlets; 3/4" side connection for pressure relief valve or spray gun; 1/4" gauge port. Dimensions: 4"W x 4-1/2"H x 5" front to back (dimensions do not include lever). Repair kit includes gasket, packing, handle washer, selector shield tip, seat plate.

Order No.	Model	
502420	TeeValve 17L	122.50 ea.
502422	Repair Kit	35.70 ea.

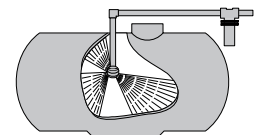
TeeJet® Tank Rinsing Nozzle

The TeeJet® 55270 tank rinsing nozzle has a fluid-driven spray head with orifices positioned to provide effective rinsing of sprayer tanks.

Provides 360° coverage of inside surface of tank. For tank diameters up to 10 ft. Made of corrosion-resistant poly.



Operating pressure 10-50 psi.
3/4" female pipe thread.

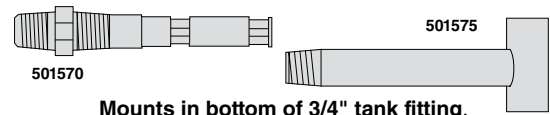


Order No.	Description	
510110	Tank Rinsing Nozzle	78.50 ea.



Tank Fittings

Order No.		
501550	3/4" Fitting; 1-5/8" hole required.	12.76 ea.
501552	1-1/4" Fitting; 2-1/4" hole required.	17.69 ea.
501554	1-1/2" Fitting; 3" hole required.	26.33 ea.
501556	2" Fitting; 3" hole required.	26.33 ea.



Order No.	Description	
501570	Nylon Jet Agitator	8.15 ea.
501575	Nylon Agitator Tee	9.80 ea.



Gauge Isolator Kit

Protect gauges from corrosive chemicals.

Includes isolator assembly, tubing, connectors, fill bottle, instructions.

Order No.	Description	
502612	Isolator Kit - 23800A-1/4"	106.90 kit



Marker Flags

4" x 5" orange plastic flag on sturdy 21" wire.

Order No.		
502305	Flags, 50/bundle.	13.95 bdl.

Flanged Poly Ball Valves



Threaded Poly Ball Valves



Order No.	Size	SHOUP Savings Price
Standard		
Standard Flanged Poly Ball Valves		
503736	1" Full Port	42.37 ea.
503738	2" Standard	58.37 ea.
503740	2" Full Port	77.79 ea.
503741	3" Full Port	185.08 ea.
Stubby		
Stubby Flanged Poly Ball Valves		
503744	2" Full Port	72.39 ea.
503745	3" Full Port	176.16 ea.



Order No.	Size	SHOUP Savings Price
502200	1/2"	38.44 ea.
502202	3/4"	38.44 ea.
502204	1"	38.44 ea.
502206	1" Full Port	42.37 ea.
502208	1-1/4"	42.37 ea.
502210	1-1/4" Full Port	54.47 ea.
502212	1-1/2"	54.47 ea.
502214	2"	54.47 ea.
502216	2" Full Port	74.65 ea.
502215	3" Full Port	178.40 ea.

Replacement Handles for Poly Ball Valves



Order No.	Fits Valve Size	Price
502217	1/2", 3/4", 1", 1" Full Port, 1-1/4"	6.36 ea.
502218	1-1/4" Full Port, 1-1/2", 2"	10.76 ea.
502219	2" Full Port, 3", 3" Full Port	17.56 ea.

Not for use with DirectoValve 3-way valves or single union ball valves.

3-Way Poly Ball Valves

Diverts flow to either outlet, with shutoff, bottom load.



Order No.	Connection Size	Price
502265	3/4"	55.50 ea.
502266	1"	55.50 ea.
502267	1-1/4"	86.25 ea.
502268	1-1/2"	86.25 ea.
502269	2"	106.56 ea.

Diverts flow to either outlet, no shutoff, side load.



Order No.	Connection Size	Price
502260	1/2"	50.40 ea.
502261	3/4"	51.65 ea.
502262	1"	51.65 ea.
502263	1-1/4"	83.15 ea.
502264	1-1/2"	83.15 ea.



Single Union Poly Ball Valves



Order No.	Full port Size	Price
502220	1/2"	18.72 ea.
502222	3/4"	18.72 ea.
502224	1"	23.42 ea.
502226	1-1/4"	48.20 ea.
502228	1-1/2"	47.91 ea.
502230	2"	50.66 ea.

Threaded End Caps

Flanged End Caps



"Y" Line Strainers



502270
502272
502274

503702
503704
503706
503708
503709
503710

Order No.	Size	Mesh	Banjo Series	Price
Y Strainers - Threaded End Caps				
502270	1-1/4"	40	LS125	38.50 ea.
502272	1-1/2"	50	LS150	77.00 ea.
502274	2"	50	LS200	77.00 ea.

Order No.	Size	Mesh	Banjo Series	Price
Y Strainers - Flanged End Caps				
503702	2" Standard	30	MLS200	87.29 ea.
503704	2" Standard	50	MLS200	96.01 ea.
503706	2" Full Port	30	MLS222	133.21 ea.
503708	2" Full Port	50	MLS222	133.21 ea.
503709	3"	20	MLS300	487.04 ea.
503710	3"	50	MLS300	487.04 ea.

Replacement Screens & Gaskets

Screens	Mesh	Fits Banjo Series	Price
502290	40	LS125	25.40 ea.
502291	50	LS150, LS200, MLS200	45.67 ea.
503714	30	LS200, MLS200	45.67 ea.
503718	30	MLS222	62.85 ea.
503720	50	MLS222	62.85 ea.
503721	20	MLS300	137.47 ea.
503722	50	MLS300	137.47 ea.
Strainer/Body Gaskets			
502292	—	LS125	3.94 ea.
502293	—	LS150, LS200, MLS200	3.94 ea.
502294	—	MLS222	4.33 ea.
503295	—	MLS300	7.20 ea.

Threaded End Caps

Flanged End Caps



502275
502277
502279
502281

502725
502726
502727
502729



"T" Strainers

Order No.	Size	Mesh	Banjo Series	Price
T Strainers - Threaded End Caps				
502275	3/4"	50	LST075	41.42 ea.
502277	3/4"	80	LST075	45.56 ea.
502279	1"	50	LST100	41.42 ea.
502281	1"	80	LST100	45.56 ea.
T Strainers - Flanged End Caps				
502725	1"	50	MLST100	44.87 ea.
502726	1"	80	MLST100	44.87 ea.
502727	2" Standard	30	MLST150	83.55 ea.
502729	2" Standard	50	MLST150	75.96 ea.

Replacement Screens & Gaskets

Screens	Mesh	Fits Banjo Series	Price
502286	50	LST075, LST100, MLST100	20.14 ea.
502287	80	LST075, LST100, MLST100	20.14 ea.
503732	30	MLST150	34.03 ea.
503733	50	MLST150	34.03 ea.
Strainer/Body Gaskets			
502288	—	LST075, LST100, MLST100	3.94 ea.
502295	—	MLST150	3.94 ea.



DirectoValve® Electrically Operated Valves for 12v DC systems

144A for pressures up to 100 psi.

- 10 GPM with only 5 psi pressure drop.
- Polypropylene body for chemical resistance.

145H for pressures up to 100 psi.

- 15 GPM with only 5 psi pressure drop.
- Fiberglass reinforced nylon body.

144A and 145H include —

- Stainless steel wetted parts for corrosion resistance.
- Continuous flow through bypass connection, with flow to spray line controlled by valve "on-off" action.
- EPDM diaphragm and seat gasket, not suited for use with Roundup®.

Order No.	Model No.	Inlet Size	Outlet Size	Max PSI	GPM	SHOUP Savings Price
Valves						
502403	144A	3/4"	1/2"	100	10	146.65 ea.
502413	145H-1	1"	1"	100	15	335.75 ea.

Repair Kits

502407	Repair Kit, Viton for 144A Series.	39.40 ea.
502406	Repair Kit, Viton for "Original" 144 Series.	39.40 ea.
502421	Repair Kit, Viton for 145H Series.	68.00 ea.

TeeJet® 244C-3/4 Regulating Valve



- Two-wire lead for 12VDC systems.
- 100 psi max. operating pressure.
- 3/4" NPT inlet and outlet.
- Unrestricted flow when wide open (3 psi drop for 22 gpm flow).

Order No.	Model	Price
502418	244C-3/4	146.15 ea.

TeeJet® 344BEC Electric Ball Valve



- 12VDC operation.
- 32 GPM flow rate with 5 PSI pressure drop.
- 22 RPM 0.7 second shutoff fully open to close.
- For use with single pole, single switches used with automatic controllers such as TeeJet, Raven, Micro-Trak.
- 1" NPT inlet and outlet.
- 300 psi max. pressure.

Order No.	Model	Price
502419	344BEC-24-C	278.15 ea.

Not for use with Hinkler controllers or self-propelled sprayers with factory installed dash mounted switches.


144A-1-3 Control Valve



- 3-way solenoid operated valve bypasses boom flow to maintain constant spraying pressure when one or more boom sections are shut off.
- 3/4" flow through connections with two 1/2" outlets provide large flow capacities with only 5 psi pressure drop at 8 gpm flow.
- 65 psi max. pressure. 2 amp draw.

Order No.	Model	Price
502428	144A-1-3	199.55 ea.

TeeJet® 440B DirectoValve Manifold



- 1" FPT inlets and outlets.
- Includes 3 — 344BEC valves.
- Built-in mounting brackets.
- Pre-assembled for reduced installation time and chance for fluid leaks.

Order No.	Model	Price
502423	AA443BEC-4-4T-4T	999.55 ea.

Banjo Electric Ball Valve with 1" Flanged Ports



- 12v DC operation.
- 3/4 second response time.
- 150 psi max. pressure.
- Internally fused/auto reset.
- Open/closed indicator.

Order No.	Model	Price
503750	MEV100CF	421.20 ea.

For manifold connections see pg. 123.

Banjo 3 Valve Flanged Manifold



- 2" standard port inlet flanges x 1" outlet flanges.
- 3 — MEV100CF valves plumbed in a single assembly.

Order No.	Model	Price
503752	MEV103CF	1296.50 ea.



SH302686



SH309716

SHOUP® Replacement Actuators and Air Bags for John Deere Sprayers

Order No.	Description - Fits Models	Replaces John Deere No.	SHOUP Savings Price
SH302686	Actuator for retracting ladder. 6500, 6600, 6700.	AN202686	575.00 ea.
SH305362	Air Spring Bag. Front & rear 4700, 4710, 4720; front only 4730, 4830.	AN205362	315.00 ea.
SH309716	Air Spring Bag. Rear only 4730, 4830.	AN209716	495.00 ea.



Order No.
SCT2
SHOUP Savings Price
\$179.95

Soil Compaction Tester

- AgraTronix™ Soil Compaction Tester.
- Handle mounted pressure gauge.
- Stainless steel probe with depth markings every 3" up to 24".
- Displays compaction in pounds per square inch.
- Includes two tips, 1/2" tip for firm soil and 3/4" tip for soft soil.

Pressure gauge with easy-to-read, color coded dial.

Texas Industrial Remcor Sprayer Controls



3/4" regulating valve included.

RC1B sprayer control for up to 3 section booms. Booms can be turned on/off with a single master switch or independently with separate switches for each boom section. A regulator toggle switch is used to raise or lower spray pressure and can be jogged up or down for small incremental changes. Console contains a 0-100 dry pressure gauge. **Includes console with mounting bracket, 8 ft. power cable, 6 ft. cab harness, 8 ft. sprayer harness, 3/4" 12v regulating valve.**

RC10N sprayer control for a 1 section boom. The control box includes a boom switch to turn on/off an electric solenoid shutoff valve. A regulator toggle switch is used to raise or lower spray pressure and can be jogged up or down for small incremental changes. Console contains a 0-100 dry pressure gauge. **Includes control box, 8 ft. power cable, 15 ft. harness, 3/4" 12v regulating valve.**

Order No.	Model	SHOUP Savings Price
502432	RC1B 3 boom control.	429.00 ea.
502424	RC10N 1 boom control.	319.00 ea.

Solenoid valves not included. 144A DirectoValves see pg. 127.

TeeJet® Throttling Valve



- For regulating flow in systems with centrifugal pumps where sensitive regulation is required, or to control flow in jet agitator return lines.
- Locknut holds pressure setting firmly in place.
- Poly construction.
- For pressures up to 150 psi.

Order No.	Model	SHOUP Savings Price
502442	23520-3/4-PP	33.70 ea.

Pressure Relief Valves



502440 features:

- Adjustable to 150 psi.
- Poly construction.
- Overall length 6-1/4".
- Selected pressure setting is held in place with a locknut.
- 1/4" blind port for gauge.

Order No.	Inlet & Outlet Size (NPT)	SHOUP Savings Price
502440	3/4" male x 3/4" female	38.90 ea.



502443 & 502444 features:

- Adjustable to 250 psi.
- Nylon body, brass T-handle, stainless spring.
- Selected pressure setting is held in place with a locknut.
- Overall length 5-1/2".

Order No.	Inlet & Outlet Size (NPT)	SHOUP Savings Price
502443	1/2" male x 3/4" female	21.95 ea.
502444	3/4" male x 3/4" female	21.95 ea.

DirectoValve®

- Manually operated boom control.
- Handles pressures up to 150 psi.
- Corrosion resistant nylon body with stainless steel internal parts.
- Molded-in mounting flange.
- 1/2" NPTF outlet; 3/4" NPTF inlets.
- 1/4" blind port for gauge.



Order No.	TeeJet® Model	SHOUP Savings Price
502430	6B-1	48.25 ea.

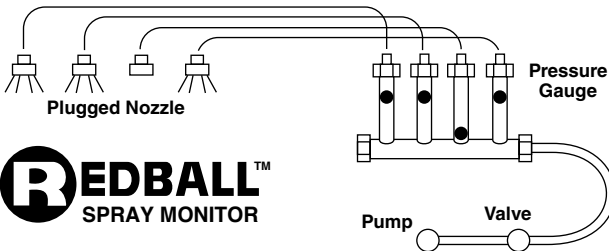
90° Nozzle Valves



BANJO

Polypropylene Construction

Order No.	Size	SHOUP Savings Price
502190	1-1/2" Full Port; 1-1/2" x 8" pipe size	65.60 ea.
502192	2" Full Port; 2" x 8" pipe size	93.50 ea.



REDBALL™
SPRAY MONITOR

Redball Spray Monitor is a simple gauge that allows you to visually monitor proper flow rate of your liquid fertilizer and herbicide applications. It shows immediately if a nozzle becomes plugged as little as 10% and it tells you, at a glance, any variation in your application rate. Manufactured of high-impact plastic, it is unaffected by chemical corrosion and has no mechanical or electronic parts that could malfunction.



502450
Manifold Style



502451
Squeeze Pump Style

Order No.	Description	SHOUP Savings Price
502450	4 Column manifold style, for 3/8" hose.	94.95 ea.
502451	4 Column squeeze pump style, for 1/2" hose.	99.95 ea.
502452	2 Column squeeze pump style, for 1/2" hose.	65.95 ea.
502462	Elbow, for 3/8" hose.	2.75 ea.
502463	Elbow, for 1/2" hose.	2.90 ea.
502464	Hose barb. Use on inlets of squeeze pump style for 3/8" hose.	.95 ea.

- Air and soap are mixed in chambers mounted on the booms. Foam is produced instantly after turning on the unit. This method of chamber mixing produces a thick and heavy foam. This consistency of foam makes it much harder to be broken down by the sun, heat, wind and humidity.
- Pump, compressor and solenoids are easily accessible by loosening winged bolts on the tank front.
- Aluminum and stainless steel hardware along with poly fittings. Solenoids are equipped with EPDM seals and stainless steel parts.
- Rugged poly collector heads.
- 5" tank lid for easy filling.
- In cab control panel with on-left-right control switch, wiring harness with hitch connector.

Simpson SKS Supermarker Foam Marker Systems



- Foam marker systems include:
- 22 gallon tank, compressor, valves;
 - Control box with wiring harness;
 - Sufficient hose for a 90 ft. boom;
 - (2) foam-mix chambers;
 - (2) collector heads;
 - Hose clamps, mounting hardware.

Specifications	Standard SupermarkerT	Hi-Capacity SupermarkerGT
Foam Output	4.9 gpm	7.5 gpm
Average Drop Interval	3.7 seconds	2.9 seconds
Ribbon Foam Capability	Good	Excellent
Tank Capacity	22 gallons	22 gallons
Air Source	12v DC compressor	12v DC compressor
Amperage @ 12V	16 amps	19 amps
Dimensions (W x D x H)	19" x 15" x 24"	19" x 15" x 24"

Order No.	Description	SHOUP Savings Price
FM500	Standard SupermarkerT.	1729.00 ea.
FM600	Hi-capacity SupermarkerGT.	1999.00 ea.



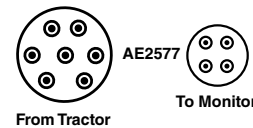
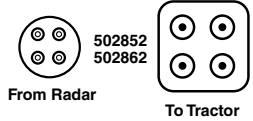
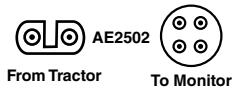
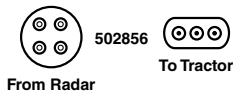
Foam Concentrate & Dye

Order No.	Description	Price
FM420	100:1 up to 160:1 foam concentrate. 1 gal. plastic container. Excellent heat tolerance and longevity in rough conditions.	69.95 gal.
FM435	Red Dye, use 1 oz. per 10 gal. water.	36.95 pint

RadAR Ground Speed Sensor & Adapters

DICKEY-john

The DICKY-john® RVSIII Radar Speed Sensor measures true ground speed, regardless of wheel slip, under actual field conditions. Mounting brackets and instructions are included.



Order No.	Description - Fits Models	Price
RadAR		
502875	Dj Radar speed sensor with Dj 4-pin round connection.	749.00 ea.
Adapters - Dj radar to tractor harness		
502852	Adapter to JD 55/60 series tractor harness.	34.95 ea.
502856	Adapter to JD 7000/8000/9000 series tractor harness.	34.95 ea.
502862	Adapter to Case-IH Magnum tractor harness.	34.95 ea.
Adapters - Dj radar to monitor		
14030	Adapter cable to Raven monitors.	153.90 ea.
14019	Adapter cable to Micro-Trak (1998 & newer) Calc-An-Acre C97LR, Flow-Trak FT97LR, SprayMate, MT3405, MT9000.	115.75 ea.
Adapters - Auxiliary power to monitor on John Deere 7000, 8000, 9000 tractors		
AE2502	2-pin Metri-Pak to 4-pin round. 10 series, most 20 series.	39.00 ea.
AE2577	7-pin round to 4-pin round. 20 and 30 series with radar plug on right front cab post.	57.95 ea.
Y Cable		
502831	Y-cable for 2 Dj monitors to operate off of Dj Radar.	76.95 ea.
Power Cable		
SH77013	12v power supply cable. 3 ft. cable with standard John Deere connector used to hardwire monitors and accessories to John Deere Multi-Power Outlet Strip.	12.25 ea.



3/32" Thick

High Density Polyethylene Material

Available in 20 foot rolls in Black or White material; 3/32" or 1/8" thick.

Use for Feed Bunk Liners, Grain Chutes, Truck Bed Liners, Manure Spreaders, Wall Panels and more.

Protects surfaces and reduces friction.

1/8" Thick

Order No.	Color	Thickness	Width	Price
20 Foot Rolls				
99020	Black	3/32"	48"	128.00 roll
29020	White	3/32"	48"	134.00 roll

Order No.	Color	Thickness	Width	Price
20 Foot Rolls				
91820	Black	1/8"	48"	139.00 roll
21820	White	1/8"	48"	162.00 roll

MICRO-TRAK[®] SPRAYMATE™ II

Automatic rate controller for up to 3-section booms

The SprayMate™ II provides precise rate control regardless of field conditions to optimize the efficiency of costly chemicals.

The SprayMate™ II is a simple accurate flow-based control system that works in combination with either solenoid or ball shutoff valves. Valves can be operated individually with the 3 built-in switches on top of the console or with the master run/hold switch on the side of the console.

In the automatic mode, the SprayMate™ II maintains a preset rate by regulating the sprayer's output to compensate for changing ground speed. Push-button, on-the-go rate adjustment enables the operator to easily increase or decrease the target rate for specific field conditions. May also be manually operated for spot spraying.

SprayMate™ II may be equipped with a Hall-effect magnetic speed sensor or Astro™ II GPS ground speed sensor. Optional run/hold kit is available (order no. 01535, see below).



Simply turn the rugged rotary switch to select between 8 monitored functions for readout on the LCD console display:

- Application Rate in GPA
- Flow Rate in GPM
- Area Sprayed per hour
- Volume Applied
- Total Area
- Sub Area
- Speed
- Distance

Order No.		SHOUP Savings Price
01340	SprayMate™ II with magnetic speed sensor.	1575.00 ea.
01345	SprayMate™ II with Astro™ II GPS speed sensor.	1775.00 ea.

SprayMate™ includes console, 2 to 40 gpm - 3/4" flowmeter, 1" servo valve, speed sensor, mounting brackets, hardware and operators manual. (Solenoid valves not included).

CALC-AN-ACRE® II

Speed, Area and Distance Monitor



Just a few of the many uses for the Calc-an-Acre® II —

- Set and maintain correct ground speed.
- Measure and monitor test plots.
- Know the exact acres covered when leasing equipment.
- Keep accurate acre count when doing custom work.

CALC-AN-ACRE® II accurately calculates and displays acreage, speed, area per hour and distance traveled. It incorporates a dual counting system that makes it possible to reset and record individual fields while maintaining a running total of area worked. Includes console with LCD display and mounting bracket, cabling, installation hardware, and a choice of speed sensors with universal mounting kits.

Order No.	Description	
01000	Calc-an-Acre® II with magnetic speed sensor.	427.00 ea.
01005	Calc-an-Acre® II with Astro™ II GPS speed sensor.	740.00 ea.

MICRO-TRAK[®] astro™ II

GPS Based Speed Sensor

The Astro™ II is a direct replacement for magnetic wheel speed sensors or radar guns. This unit is recommended for use with any Micro-Trak® system. Updates at 1 hz rate. Cold start 2.5 min., warm start 30 seconds.

Magnetic base for easy mounting.



Status lights on attached interface module indicate when power is on and when GPS signal is being received.

Order No.	Description	
01410	Astro™ II. For C97LR, FT97LR, SprayMate™, SprayMate™ II.	417.00 ea.
01412	Astro™ II. For 84C, FT84C and FT96C (1997 & before).	417.00 ea.
01411	Astro™ II. For MT3000 and MT5000 (1997 & before).	417.00 ea.

MICRO-TRAK[®] SYSTEMS, INC.

Replacement Parts and Accessories

Model No.		Years Built
84C	Calc-an-Acre®	up thru 1997
C97LR	Calc-an-Acre®	1998 & newer
FT84C and FT96C	Flow-Trak	up thru 1997
FT97LR	Flow-Trak	1998 & newer
MT3000 and MT5000	Spray Controller	up thru 1997

Order No.	Description	
Extension Cables		
13208	20' speed sensor ext. (3-pin) for C97LR, Calc-an-Acre® (II), FT97LR, Flow-Trak (II), SprayMate™ (II), MT3405F (II).	99.50 ea.
Flow Sensor Cables		
13096	5' FM500, FM750 cable for FT97LR, Flow-Trak (II), SprayMate™ (II), MT3405F (II), MT9000.	126.50 ea.
Flowmeter Kit for FT97LR, Flow-Trak (II), SprayMate™ (II), MT3405F (II)		
01501	FM750 GFN Flowmeter 2-40 GPM.	439.00 ea.

Order No.	Description	
Servo Valve for MT3000, MT5000, SprayMate™ (II), MT3405F (II)		
14928	1" electric servo. 0-150 psi.	343.95 ea.
Run/Hold & Wheel Speed Sensor Kits		
10083	Run/Hold & Speed Sensor Kit for 84C; Speed Sensor Kit only for FT84C, FT96C.	139.25 ea.
01535	Run/Hold Kit for C97LR, Calc-an-Acre® (II), Flow-Trak (II), SprayMate™ (II), MT3405F (II).	199.95 ea.
01530	Speed Sensor Kit for C97LR, Calc-an-Acre® (II), FT97LR.	236.25 ea.
01531	Speed Sensor Kit for Flow-Trak (II), SprayMate™ (II), MT3405F (II).	256.25 ea.
Speed Sensor & Run/Hold Cables		
10074	16' cable for 84C Speed & Run/Hold; FT84C, FT96C Speed Sensor only.	106.50 ea.
13096	5' cable for C97LR, Calc-an-Acre® (II), FT97LR, Flow-Trak (II), SprayMate™ (II), MT3405F (II).	126.50 ea.
Magnets		
10012	Magnet.	3.65 ea.
10080	Magnet Clip.	10.75 ea.

SHOUP® Replacement Parts for John Deere 2510H Applicator



Order No.	Description	Replaces JD No.	SHOUP Savings Price
SH94920	22.75" Flat Single Disc Opener Blade; .250" thick, 5 bolt.	A84920	76.95 ea.
SH7835	Bolt for SH94920; 5 used per blade. SH7835	19M7835	.60 ea.
SH10175	Bearing Kit for 22.75" Flat Single Disc Opener. Includes (2) cups, (2) cones, seal, wear ring, cotter pin.	—	34.95 kit
SH22188	Slotted Nut, 1" fine thread; use with SH10175.	A12188	4.25 ea.
SH62070	3" x 16" Gauge Wheel Assembly.	AA66988	86.95 ea.
SH85374	3" x 16" Gauge Wheel Tire.	A85133	40.95 ea.
SH95568	14" Notched Sealer Blade; .118" thick, 4 bolt.	A85568	39.95 ea.
MCB825	Bolt for SH95568; 4 used per blade.	03M7185	.30 ea.
MFLN8	Lock Nut, use with MCB825; 4 used per blade.	14M7396	.25 ea.
SH312132	Bearing, 40mm; gauge wheel, cast sealing wheel.	AN212132	8.95 ea.
SH99289	Skid Plate, left.	A89289	69.95 ea.
SH99288	Skid Plate, right.	A89288	69.95 ea.
PB38114	Bolt for SH99288, SH99289; 2 used per skid.	10H1027	.35 ea.
FN38	Flange Nut, use with PB38114; 2 used per skid.	E55662	.22 ea.
SH99376	Boot Scraper, left; s/n 740101 & up.	A89376	64.95 ea.
SH99381	Boot Scraper, right; s/n 740101 & up.	A89381	64.95 ea.
SH99377	Chrome Boot Scraper, left; s/n 740101 & up.	—	98.95 ea.
SH99382	Chrome Boot Scraper, right; s/n 740101 & up.	—	98.95 ea.
SH99383	Pivot Bolt for SH99376, SH99377, SH99381, SH99382.	A89383	10.95 ea.
SH00198	Compression Spring for SH99376, SH99377, SH99381, SH99382.	A90198	4.25 ea.
SH00199	Hardware, for mounting SH00198 compression spring to boot scrapers. Includes bolt, washer, nut (1 used).	—	2.95 kit
SH99556	Beaver Tail Scraper, left; s/n 740101 & up.	A89556	13.25 ea.
SH99437	Beaver Tail Scraper, right; s/n 740101 & up.	A89437	13.25 ea.
MCB860	Bolt for SH99437, SH99556.	03M7223	.90 ea.
MLN8	Lock Nut, use with MCB860.	14M7396	.14 ea.
SH83757	Tube NH3, left; s/n 740101 & up.	AA73757	32.95 ea.
SH83758	Tube NH3, right; s/n 740101 & up.	AA73758	32.95 ea.
SH89984	Tube with Vent NH3, left; s/n 740101 & up.	AA79984	64.95 ea.
SH89983	Tube with Vent NH3, right; s/n 740101 & up.	AA79983	64.95 ea.
MHB6X20	Bolt for SH83757, SH83758, SH89983, SH89984.	19M7862	.18 ea.
SH73524	Flange Nut, use with MHB6X20.	E63524	.17 ea.
SH83191	Plug, non-vented rows; s/n 740101 & up.	A90191	4.95 ea.
SH83192	Plug, vented rows; s/n 740101 & up.	A90192	4.50 ea.
SH382536	Pin, top of cast opener arm. (1 used).	N282536	32.95 ea.
SH95630	Bushing, top of cast opener arm. (2 used).	A85630	13.95 ea.
SH98112	Pivot Bushing, gauge wheel arm, bolts to arm. (1 used).	A88112	18.25 ea.
SH96426	Bushing, gauge wheel arm; s/n 2067 & up, fits over SH98112 pivot bushing. Located in the cast arm. (2 used).	A86426	4.95 ea.
SH96427	Hardware for SH98112 bushing. Includes bolt, washer, nut (1 used).	—	3.65 kit
SH96886	Pivot Bushing, closing wheel arm; bolts to arm. (1 used).	A86886	17.95 ea.
SH96426	Bushing, closing wheel arm; fits over SH96886 pivot bushing. Located in the cast arm. (2 used).	A86426	4.95 ea.
SH96428	Hardware for SH96886 bushing. Includes bolt, washer, nut. (1 used).	—	5.95 kit
SH96916	Triple Lip Seal for top of closing wheel arm. (2 used).	A86916	5.50 ea.
SH67290	Spring, closing wheel arm. (2 used).	A74643, A117803	9.25 ea.
SH95569	Pivot Pin, walking closing wheel arm. (1 used).	A85569	15.50 ea.
SH319547	Bushing, closing wheel arm; fits over SH95569 pivot pin. Located in the bottom of the cast closing wheel arm. (2 used).	N219547	3.95 ea.
SH75240	Spacer washer for SH95569 pivot pin. (1 used).	R65240	.95 ea.
SPM555	Spiral Pin, 5mm x 55mm; for SH95569 pivot pin. (1 used).	34M7314	1.50 ea.
SH380712	Pressure Gauge; 0-3000 lbs., glycerin filled.	AN280712	44.50 ea.

36" Soil Sampler Probe with Step

Fabricated in the USA from stainless steel tubing. Corrosion resistant plus soil won't stick when the probe is pulled. Easily wipes clean for repeated sampling.

Uniquely designed probe cup cuts a core slightly smaller than the diameter of the tube, enabling the core to rise in the tube without breakage as the probe is pushed into the soil.

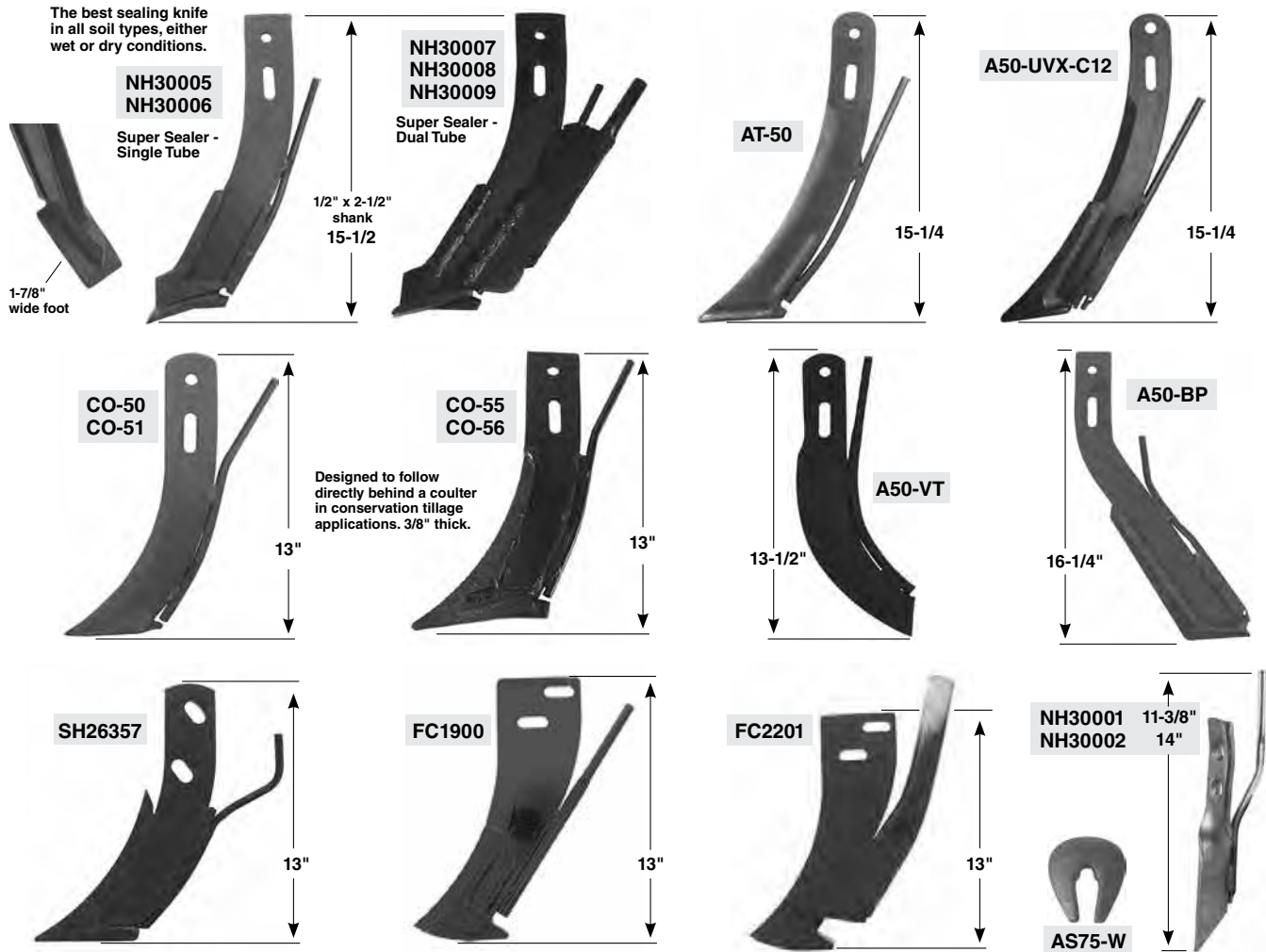
Stainless Steel allows for measurement of trace elements and will never contaminate the soil sample.

Order No.

SP100 Soil Probe, 36". 94.95 ea.

NH-3 and Liquid Fertilizer Knives

Universal punching to fit most side mount (clamp-on) shanks. Fits Blu-Jet, John Blue, Clark, M & W, DMI & most others.



Order No.	Description	SHOUP Savings Price
NH30005	Super Sealer knife, single 3/8" O.D. tube. Tube protector, chrome carbide insert. Also use with liquid fertilizer.	49.95 ea.
NH30006	Super Sealer knife, single 1/2" O.D. tube. Tube protector, chrome carbide insert. Also use with liquid fertilizer.	58.95 ea.
NH30007	Super Sealer knife, dual (1) 3/8" O.D. tube, (1) 3/4" O.D. tube. Tube protector w/side plates, chrome carbide insert.	79.95 ea.
NH30008	Super Sealer knife, dual (1) 3/8" O.D. tube, (1) 1/2" O.D. tube. Tube protector w/side plates, chrome carbide insert.	93.60 ea.
NH30009	Super Sealer knife, dual (2) 3/8" O.D. tube. Tube protector w/side plates, chrome carbide insert.	93.60 ea.
AT-50	Universal knife with 3/8" O.D. tube. 1/2" wide.	31.95 ea.
A50-UVX-C12	Universal knife with chromium carbide insert, 3/8" O.D. tube and tube protector. 1/2" wide. For NH3 only.	51.25 ea.
AS75-W	Sealer for A50-BP, AT-50, A50-UVX-C12, NH30005, NH30006 and other brand knives 1/2" or more wide.	6.95 ea.
CO-50	Universal knife with 3/8" O.D. tube, 3/8" wide. Use with coulters in conservation tillage.	29.95 ea.
CO-51	Universal knife with 1/2" O.D. tube, 3/8" wide. Same design as CO-50.	29.75 ea.
CO-55	Universal knife with chrome insert and tube protector, with 3/8" O.D. tube. 3/8" wide. Use with coulters in conservation tillage.	52.95 ea.
CO-56	Universal knife with chrome insert and tube protector, with 1/2" O.D. tube. 3/8" wide. Use with coulters in conservation tillage.	59.95 ea.
A50-VT	Back Swept knife with 3/8" O.D. tube, 3/8" wide. For liquid fertilizer only.	25.50 ea.
A50-BP	Back Swept knife with chromium carbide insert and tube protector, 3/8" O.D. tube, 1/2" wide. For NH3 only.	52.95 ea.
NH30001	Thin profile field cultivator knife with 3/8" O.D. tube, 7/16" wide. For NH3 only. 7/16" holes slotted for 1-5/8" to 2" centers.	20.95 ea.
NH30002	Thin profile chisel plow knife with 3/8" O.D. tube, 7/16" wide. For NH3 only. 1/2" holes on 2-1/4" centers.	32.50 ea.
SH26357	Coulter knife with chrome insert and tube protector, 3/8" O.D. tube. For Case-IH 920, NPX2800; DMI 2800.	49.95 ea.
FC1900	Liquid knife with chrome insert, 1/2" O.D. tube. Use with Yetter Gen III & 2996 series 20" coulters. Horizontal mounting slots.	49.00 ea.
FC2201	Dry knife with chrome insert, stainless steel tube. Use with Yetter Gen III & 2996 series 20" coulters. Horizontal mounting slots.	79.00 ea.
FC5547	Hose Adapter, plastic for FC2201.	10.95 ea.
CO-50	Liquid knife with 3/8" O.D. tube, 3/8" wide. Use with Yetter 2995XFC series 20" coulters. Vertical mounting slot and round hole.	29.95 ea.

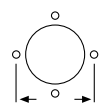
EVA semi-transparent tubing for NH3 see pg. 133.

Blades and Bearing Kits for Fertilizer Coulters & NH3 Sealer Blades



Coulter Blades

Order No.	Style	Diameter	Bolt Circle	Thickness	Used on	SHOUP Savings Price
SH33440	Fluted	20-1/2"	5" or 5-1/4"	.177"	Blu-Jet, Case-IH, Clymer, Dalton, DMI, Fast, JD 2510L, Progressive/Kongskilde, Yetter	49.95 ea.
SH71178	Smooth	20-1/2"	5" or 5-1/4"	.177"		56.95 ea.
SH25798	Notched	20-1/2"	5" or 5-1/4"	.157"		84.95 ea.
SH43627	Fluted	20"	5"	.177"	Case-IH 920, NPX2800; DMI	56.95 ea.
SH33542	Smooth	24"	5"	.236"	Case-IH, DMI	78.95 ea.
F9334	Fluted	20"	5"	.197"	Unverferth NutriMax™ 1400, 1800, 2600	64.95 ea.
FC2168	Fluted	20"	5" or 5-1/4"	.157"	Yetter 2995XFC, 2996	78.95 ea.



Fertilizer Coulter Bearing Kits, Hubs and Lock Collars.

DI0633	Bearing Kit.	Blu-Jet, Case-IH, DMI, Progressive/Kongskilde; Yetter 2995XFC with 5" bolt circle	15.95 kit
280501	Hub with cups installed.		51.95 ea.
GD2900	Bearing Kit.	Dalton; Yetter 2990, 2995, 2996 with 5-1/4" bolt circle	17.75 kit
SH29105	Hub with cups installed.		58.95 ea.
SH77200	Bearing Kit.	Clymer; JD 2510L to s/n 189949	25.90 kit
SH77220	Hub with cups installed.	Clymer; JD 2510L to s/n 189949	59.95 ea.
SH9330	Bearing Kit.	Unverferth NutriMax™ 1400, 1800, 2600	34.95 kit
SH3474	Lock Collar with set screw.	Clymer; Yetter 2910, 2930, 2950, 2951, 2991, 2999	29.95 ea.
SH77210	Down Pressure Spring.	Clymer; JD 2510L to s/n 189949	28.95 ea.
SH33807	22" Straight Shank, 1-1/2" round.	Clymer; JD 2510L to s/n 189949	54.95 ea.
SH33805	22" Offset Shank, 1-1/2" round.	Clymer; JD 2510L to s/n 189949	64.95 ea.



NH3 Sealer Blades

Order No.	Style	Diameter	Bolt Circle	Thickness	Used on	SHOUP Savings Price
W5503	13 wave	17"	5"	.157"	Blu-Jet	44.95 ea.
SH2479	Notched	17"	5"	.145"	Blu-Jet	38.95 ea.
DI3350	Smooth/Concave	18"	5"	.120"	Case-IH, DMI Spring Loaded	31.95 ea.
DI3380	Smooth/Concave	14"	4"	.109"	Case-IH, DMI Spring Loaded	24.95 ea.
NH30055	Notched/Concave	18"	4"	.157"	Clymer	51.95 ea.
SH71187	Notched/Concave	16"	3-1/4"	.138"	Yetter 2920 Spring Loaded	64.95 ea.
SH71173	Smooth/Concave	16"	3-1/4"	.138"	Yetter 2920 Spring Loaded	85.75 ea.
SH71182	Notched/Concave	18"	5-1/4"	.157"	Yetter 2920 Max Sealer Plus™	103.95 ea.
SH71183	Smooth/Concave	18"	5-1/4"	.157"	Yetter 2920 Max Sealer Plus™	73.95 ea.



NH3 Sealer Bearing Kits

SH6510	Bearing Kit.	Blu-Jet; for hub with 5" bolt circle.	25.95 kit
DI2175	Bearing Kit.	Case-IH, DMI Spring Loaded; for hub with 5" bolt circle.	18.50 kit
DI2185	Bearing Kit.	Case-IH, DMI Spring Loaded; for hub with 4" bolt circle.	20.95 kit
SH8550	Bearing Kit.	Clymer, Dalton Spring Loaded or Independent; for hub with 4" bolt circle.	20.95 kit
SH8510	Bearing Kit.	Dalton HD Independent; for hub with 4" bolt circle. Use for blades and arms. Dalton HD Independent sealers use tapered bearings and seal at top of pivot arm.	21.95 kit
RM0594	Bearing	Yetter 2920 Spring Loaded; for hub with 3-1/4" bolt circle.	16.95 ea.
RM0596	Seal	Yetter 2920 Spring Loaded; for hub with 3-1/4" bolt circle.	5.75 ea.
GD2900	Bearing Kit.	Yetter 2920 Max Sealer Plus™ for hub with 5-1/4" bolt circle.	17.75 kit



Liquid injector kit see pg. 47.

Fertilizer Knife Scraper

FC2133	Knife Scraper; use with FC2168 coulter; Yetter 2995XFC, 2996.	36.75 ea.
--------	---	-----------

Anhydrous Ammonia Gauge - Dry (in steel housing)

Stainless steel internal components

Order No.	Pressure Range	Dial Size	Mount	SHOUP Savings Price
502616	0-60 lbs.	2-1/2"	1/4" NPT, Bottom	22.95 ea.
502617	0-160 lbs.	2-1/2"	1/4" NPT, Bottom	22.95 ea.
502618	0-60 lbs.	4"	1/4" NPT, Bottom	32.50 ea.
502619	0-160 lbs.	4"	1/4" NPT, Bottom	32.50 ea.



EVA Tubing

Semi-transparent tubing to handle herbicides, insecticides, fertilizers and open end discharge of NH3. 1/8" wall thickness. Max. PSI 120.



Size	Length 25 ft.		50 ft.		100 ft.		250 ft.		500 ft.	
	Order No.	Price	Order No.	Price	Order No.	Price	Order No.	Price	Order No.	Price
3/8"	503210	25.75	503212	33.75	503214	56.40	503216	148.75	503218	299.95
1/2"	503220	22.65	503222	37.95	503224	69.65	503226	171.75	—	—
3/4"	503240	32.25	503242	52.25	503244	97.25	—	—	—	—
1"	503250	38.25	503252	70.50	503254	138.75	—	—	—	—



Clymer Spring-Loaded Coulters Assemblies

Order No.	Description	SHOUP Savings Price
-----------	-------------	---------------------

Coulters Assemblies less mounting clamps

SH33950	Coulters assembly with 22" straight shank, lock collar and 20" fluted blade.	389.00 ea.
SH33960	Coulters assembly with 22" offset shank, lock collar and 20" fluted blade.	399.00 ea.



Mounting Clamps with u-bolts - fits frame size

SH33844	4" x 4".	66.95 ea.	SH33875	7" tall x 5".	66.50 ea.
SH33846	4" tall x 6".	62.95 ea.	SH33877	7" x 7".	82.95 ea.
SH33844	SH33864	6" tall x 4".	65.75 ea.		

Injection Arms - mount to Coulters Assembly

SH33970	Arm with CO-50 fertilizer knife.	149.00 ea.
SH33980	Arm with injector, stainless check valve (less tip).	189.00 ea.

Stainless Steel StreamJet Tips

Order No.	TeeJet No.	PSI	Nozzle GPM	Gal. Acre (water) - 30" spacing						
				4 mph	5 mph	6 mph	8 mph	10 mph	12 mph	
501010	H1/4U-SS0004	10	0.20	9.9	7.9	6.6	5.0	4.0	3.3	14.20 ea.
501004	TP0004SS	30	0.35	17.3	13.7	11.6	8.7	6.9	5.8	10.65 ea.
501012	H1/4U-SS0006	10	0.30	14.9	11.9	9.9	7.4	5.9	5.0	14.20 ea.
501006	TP0006SS	30	0.52	26.0	21.0	17.2	12.9	10.3	8.6	10.65 ea.
501014	H1/4U-SS0008	10	0.40	19.8	15.8	13.2	9.9	7.9	6.6	14.20 ea.
501008	TP0008SS	30	0.69	34.0	27.0	23.0	17.1	13.7	11.4	10.65 ea.
501015	H1/4U-SS0010	10	0.50	25.0	19.8	16.5	12.4	9.9	8.3	14.20 ea.
501021	TP0010SS	30	0.87	43.0	34.5	29.0	22.0	17.2	14.4	10.65 ea.
501016	H1/4U-SS0015	10	0.75	37.0	29.7	25.0	19.0	14.9	12.4	14.20 ea.
501022	TP0015SS	30	1.30	64.0	51.5	43.0	32.0	26.0	21.0	10.65 ea.
501018	H1/4U-SS0020	10	1.00	50.0	39.6	33.0	25.0	19.8	16.5	14.20 ea.
501024	TP0020SS	30	1.73	86.0	68.5	57.0	43.0	34.0	29.0	10.65 ea.
501020	H1/4U-SS0030	10	1.50	74.0	59.4	50.0	37.0	30.0	25.0	14.20 ea.
501026	TP0030SS	30	2.60	129.0	103.0	86.0	64.0	51.0	43.0	10.65 ea.



Order No.
NH30040
579.00 ea.

NH30040
best suited for
side dress application.

NH3 Disc Sealers

Designed to withstand rough field or heavy trash conditions.

18" notched blades break up heavy residue and continue turning without the need for down pressure springs.

Arms operate independently to keep residue flowing. Multiple adjustments for both blade angle and width.

Regreasable cast bronze bushings at pivot points. Blade hub with greasable tapered bearings.

Mounts to 1" or 1.25" thick x 2" wide shanks. Hardware included.

Order No.
NH30050
599.00 ea.

NH30050 for fall
and spring pre-plant
application.



SHOUP® Replacement Parts for Case-IH, DMI, Sunco Applicators and Strip Tillers Floating Row Cleaners

Fits Case-IH and DMI 950, 955, 5310 Nutri-Till'R, NT950 Strip-Till, NTX5310 Applicator; Sunco Strip Till.

Order No.	Description - Fits Models	Replaces Case-IH No.	SHOUP Savings Price
-----------	---------------------------	----------------------	---------------------

Replacement Blades

ST1615	13" Saber Tooth Disc Blade, Left Hand.	87413884	79.95 ea.
ST1616	13" Saber Tooth Disc Blade, Right Hand.	87413885	79.95 ea.

Hub and Bearings

ST4717	Hub with bearings, dust cap, carriage bolts, flange nuts.	87413886	136.50 kit
SH210035	Bearing kit. Includes (2) bearings.	133799C1, 87413887	26.95 ea.
ST2085	Snap Ring.	87413888	2.30 ea.
ST2189	Domed Dust Cap.	87413883	3.90 ea.

Mounting Hardware

CB14100	Carriage Bolt for pin adjust row cleaners, 6 used; 1/4" x 1".	86508769	.20 ea.
FN14	Flange Nut for CB14100.	231-5344	.10 ea.
H34312	Hex Bolt, 3/4" x 3-1/2" for mounting hub.	87337, 413-1248	3.90 ea.
LN34	Lock Nut for H34312.	429-1012	1.35 ea.
HTW34	Flat Washer for H34312.	17413011	.55 ea.





- Adjustable risers have three different lengths: 22", 25" or 28". This allows for mid to late season nitrogen application as late as V7 and four-position adjustable arms allow for precision nitrogen placement in 15-36" rows.
- Breakaway risers provide protection on uneven terrain and variable rate nozzles are available for precise rate control.
- Easily retrofit to coulters bars by using simple u-bolt kits.

360 Y-DROP® Kits do not include orifices or nozzles see pg. 136. Requires 2 per drop.



360 Y-DROP® SideDress Row Kits

Row Kits Include: Breakaway assembly, 12" adjustable riser, hose adapter kit, Y-DROP® base unit, 2 - 30" drag hoses.

Order No.	Description	SHOUP Savings Price
Row Kits (one per drop).		
416220	360 Y-DROP™ row kit for inside rows; black.	470.00 kit
416225	360 Y-DROP™ row kit for outside rows; orange (2 used).	470.00 kit
U-Bolt — Width x Height (one per drop).		
416233	4" x 4" U-Bolt Kit.	25.00 kit
416234	4" x 6" U-Bolt Kit.	25.00 kit
416235	5" x 7" U-Bolt Kit.	25.00 kit
416236	6" x 4" U-Bolt Kit.	25.00 kit
416238	6" x 6" U-Bolt Kit.	25.00 kit
416240	7" x 5" U-Bolt Kit.	25.00 kit
416237	7" x 7" U-Bolt Kit.	25.00 kit
Options and Replacement Parts (one per drop).		
416232	Optional Front Mount Bracket.	95.00 ea.
416210	Breakaway Assembly.	185.00 ea.
416012	12" Riser Tube.	30.00 ea.
416221	Hose Adapter Kit.	10.00 ea.

- 360 Y-DROP™ kits do not include orifices or nozzles see pg. 136. Requires 2 per drop.
- 360 UNDERCOVER™ kits do not include sprayer tips see pg. 114.



360 Y-DROP® & 360 UNDERCOVER™

Kits preconfigured for center 60' of boom with 30" spacing, 23 drops. Includes mounting package, breakaways, risers, hoses, Y-DROP® base units, drag hoses.



Description - Fits Models	Order No.	SHOUP Savings Price	Order No.	SHOUP Savings Price
360 Y-DROP™				
John Deere 4730, 4830	SH41506	17020.00 kit	360 Y-DROP™ with UNDERCOVER™ SH51506	23115.00 kit
Third hydraulic cylinder may be necessary for adequate boom lifting capacity.				
John Deere 4930, 4940	SH41516	17020.00 kit	SH51516	23115.00 kit
John Deere 408R, 410R, 412R, 612R, 616R, R4030, R4038, R4044, R4045, R4060 with 80-100' booms.	SH41526	17020.00 kit	SH51526	23115.00 kit
John Deere 408R, 410R, 412R, 612R, 616R, R4030, R4038, R4044, R4045, R4060 with steel 120' booms.	SH41536	17020.00 kit	SH51536	23115.00 kit
Hagie STS with steel 80', 90', 100'. Diamond Boom (2000-current).	SH41546	17020.00 kit	SH51546	23115.00 kit
Hagie STS with 120' Hybrid Aluminum booms (2012-2016).	SH41756	17020.00 kit	SH51756	23115.00 kit
Case-IH with 80', 90', 100' booms.	SH41576	17020.00 kit	SH51576	23115.00 kit
Case-IH with 120' booms.	SH41566	17020.00 kit	SH51566	23115.00 kit
Miller Nitro 2008 to 2018 (Mono Boom).	SH41586	17020.00 kit	SH51586	23115.00 kit
Rogator with 80', 90', 100' booms.	SH41616	17020.00 kit	SH51616	23115.00 kit

- Adjustable four-position arms allow for precision placement in 15" to 36" rows and variable rate nozzles are available for precise rate control.
- Breakaway mounting brackets and flexible risers allow for easier navigation across hills and uneven terrains.
- 360 UNDERCOVER™ allows up to four multi-directional spray nozzles on each unit. This allows for 150° horizontal customized spray patterns. Special shell design protects nozzles and moves smoothly under crop canopy.

360 Y-DROP™ and UNDERCOVER™ Replacement Parts

Order No.	Description	SHOUP Savings Price
413000	360 Y-DROP™ Base Unit for inside rows; black.	325.00 ea.
413010	360 Y-DROP™ Base Unit for outside rows; orange.	325.00 ea.
413130	360 Y-DROP™ Drag Hose.	7.50 ea.
420000	360 UNDERCOVER™ Base Unit.	245.00 ea.

SHOUP® Replacement Parts for Amco Discs







Order No.	Description - Fits Models	Replaces AMCO No.	SHOUP Savings Price
SH0015	Trunnion Bearing Assembly, relube; 1-1/2" sq. bore. 1-3/4" inner race width	FB-09-0015	112.95 ea.
SH11503	Relube bearing only; for SH0015 trunnion assembly.	11503	52.95 ea.
SH0013	Trunnion Bearing Assembly, relube; 1-1/2" sq. bore. 148, 185, 516, 517, 518, F9, F11; F15 to s/n 749; F17, F25, HWTF9, HWTF11, J25, WOF2, WOF3, WOF5, WOF6, WTF3, WTF5, WTJ5.	FB-09-0013	139.50 ea.
SH11071	Relube Bearing only, for SH0013 trunnion assembly.	G11071	56.80 ea.

Order No.	Diameter - Edge	Thickness	Fits Axle Size	Concavity	SHOUP Savings Price
820	20" Smooth	4.5mm (.177)	1-1/2" sq.	2"	40.50 ea.
858	20" Smooth	6.5mm (.256)	1-1/2" sq.	2"	61.05 ea.
958	22" Smooth	6mm (.236)	1-1/2" sq.	2-1/2"	61.75 ea.
245	24" Smooth	6mm (.236)	1-1/2" sq.	3-1/4"	74.50 ea.
244	24" Notched	6mm (.236)	1-1/2" sq.	3-1/4"	77.30 ea.


SHOUP® Replacement Parts for Case-IH and New Holland Discs



Order No.	Description - Fits Models	Replaces Case-IH No.	SHOUP Savings Price
FD209RA NTN brand	Relube Bearing w/flange, 1-3/4" rd. bore; Case-IH 37, 46, 48, 60, 61, 120, 122, 130, 132, 150, 330, 340, 345, 350; 370 (80-86), 470, 475, 480, 485, 490, 496, 610, 760, 3800, 3850, 3900, 3950, RMX340; New Holland ST440.	ST491A	36.95 ea.
PB209RA PEER brand	Relube Bearing w/flange, 1-3/4" rd. bore; fits same as FD209RA. For TILLXTREME™ maintenance free bearing see pg. 151.		29.95 ea.
SH193906	Relube Bearing; for cast trunnion assembly. Case-IH 330, 340, 345, 3950, RMX340. New Holland ST440.	193906A1	78.75 ea.
SH409556	Relube Bearing; for cast trunnion assembly. Case-IH 370, 375, RMX370. New Holland ST460.	409556A1	159.50 ea.
SH193929	Shield; for SH193906, SH409556. 	193929A1	4.75 ea.
SH12433	Retaining Ring; for SH193906, SH409556. 	87016938	9.75 ea.
SH193907	Trunnion Bearing Housing. Case-IH 340, 345, 370, 375, 3950, RMX340, RMX370. New Holland ST440.	193907A1	56.95 ea.
SH197334	Trunnion Bushing. Case-IH 340, 345, 370, 375, 3950, RMX340, RMX370. New Holland ST440.	197334A1	19.50 ea.
SH195109	Trunnion Bearing Mount. Case-IH 340, 345, 370, 375, 3950, RMX340, RMX370. New Holland ST440.	195109A1	35.95 ea.
SH100519	Relube Bearing; for cast trunnion assembly. 3800, 3900; 6800 Combo Mulcher.	100519A1, 47508361	81.95 ea.
SH100724	Shield; for SH100519. 	100724A1	5.25 ea.
SH12334	Retaining Ring; for SH100519. 	9671554	6.50 ea.
FD211RB	Relube Bearing w/flange, 2-3/16" rd. bore; Case-IH 370 (03-15), 375, 500, 501, 596, 700, 770, MRX690, RMX370, RMX790. New Holland ST460. For TILLXTREME™ maintenance free bearing see pg. 151.	ST740B	81.95 ea.
SH129753	Cast Bearing Guard. Fits discs with square bearing flanges.	129753C1	9.50 ea.

1-1/8" square axles for Case-IH Discs

Axle lengths measured below head.



Made in the U.S.A.

Order No.	Length x 1-1/8" Sq.	SHOUP Savings Price	Order No.	Length x 1-1/8" Sq.	SHOUP Savings Price	Order No.	Length x 1-1/8" Sq.	SHOUP Savings Price
SH186	18.6"	47.18 ea.	SH526	52.6"	89.03 ea.	SH764	76.4"	109.25 ea.
SH216	21.6"	49.40 ea.	SH533	53.3"	89.56 ea.	SH767	76.7"	109.94 ea.
SH261	26.1"	54.53 ea.	SH563	56.3"	92.70 ea.	SH794	79.4"	112.09 ea.
SH306	30.6"	58.11 ea.	SH578	57.8"	93.44 ea.	SH814	81.4"	112.69 ea.
SH338	33.8"	59.58 ea.	SH604	60.4"	95.56 ea.	SH854	85.4"	117.12 ea.
SH398	39.8"	65.09 ea.	SH644	64.4"	99.03 ea.	SH869	86.9"	117.65 ea.
SH413	41.3"	65.68 ea.	SH674	67.4"	101.66 ea.	SH944	94.4"	125.05 ea.
SH416	41.6"	66.09 ea.	SH719	71.9"	105.17 ea.	SH966	96.6"	191.88 ea.
SH456	45.6"	67.65 ea.	SH744	74.4"	106.81 ea.	SH1019	101.9"	194.50 ea.
SH488	48.8"	85.95 ea.	SH76	76.0"	109.22 ea.	SH1034X	103.4"	194.94 ea.



HN118	1-1/8" Hex Nut, NC, plated. For 1-1/8" sq. axles.	2.40 ea.
SH45161	Flat Steel Axle Nut. For 1-1/8" sq. axles.	2.49 ea.
SHPA4167	Cast Iron Washer with 1-1/8" sq. hole. For 1-1/8" sq. axles.	9.75 ea.

1-1/2" round axles for Case-IH Discs



Made in the U.S.A.

New Holland ST440.

Axle lengths measured below head.

Order No.	Length x 1-1/2" Rd.	SHOUP Savings Price	Order No.	Length x 1-1/2" Rd.	SHOUP Savings Price	Order No.	Length x 1-1/2" Rd.	SHOUP Savings Price
DA3018C	30-1/8"	71.72 ea.	DA58C	58"	115.87 ea.	DA7912C	79-1/2"	139.96 ea.
DA3325C	33-1/4"	71.98 ea.	DA6438C	64-3/8"	123.10 ea.	DA8514C	85-1/4"	149.60 ea.
DA3918C	39-1/8"	79.64 ea.	DA6714C	67-1/4"	125.51 ea.	DA87316C	87-3/16"	152.01 ea.
DA4078C	40-7/8"	82.19 ea.	DA7178C	71-7/8"	132.73 ea.	DA9458C	94-5/8"	156.82 ea.
DA49C	49"	103.83 ea.	DA7614C	76-1/4"	137.55 ea.	DA10134C	101-3/4"	236.28 ea.
DA5658C	56-5/8"	113.46 ea.						




SLN112

SLN112	1-1/2" Slotted Nut. For 1-1/2" round axles.	9.90 ea.
CP14300	Cotter Pin for SLN112. For 1-1/2" round axles.	.80 ea.
RP516214	Roll Pin for SLN112. For 1-1/2" axles. Fits RMX340.	.85 ea.

1-1/2" square axles for Case-IH Discs

Fits 500 after 1971; 501, 596, 770; RMX790 with 10-1/2" spacing. New Holland ST460.



Made in the U.S.A.

Axle lengths measured below head.

Order No.	Length x 1-1/2" Sq.	SHOUP Savings Price	Order No.	Length x 1-1/2" Sq.	SHOUP Savings Price	Order No.	Length x 1-1/2" Sq.	SHOUP Savings Price
CA4714	47-1/4"	132.95 ea.	CA68316	68-3/16"	174.95 ea.	CA8938	89-3/8"	199.95 ea.
CA571516	57-15/16"	159.50 ea.	CA781516	78-15/16"	187.70 ea.	CA991516	99-15/16"	269.95 ea.



HN112

HN112	1-1/2" Hex Nut, NC, plated. For 1-1/2" sq. axles.	6.50 ea.
-------	---	----------



Order No.	Diameter - Edge	Thickness	Fits Axle Size	Concavity	
504FB	18" Smooth	4.5mm (.177)	1-1/8" square	1-3/4"	34.75 ea.
606FB	20" Smooth	4.5mm (.177)	1-1/8" square	2"	43.25 ea.
706FB	22" Smooth	4.5mm (.177)	1-1/8" square	2-1/2"	49.70 ea.
612FB	20" Smooth	4.75mm (.187)	1-1/2" round	2"	43.65 ea.
712FB	22" Smooth	4.75mm (.187)	1-1/2" round	2-1/2"	52.70 ea.
240FB	24" Smooth	6mm (.236)	1-1/2" square	3"	72.25 ea.
261FB	26-1/2" Smooth	6.5mm (.256)	1-1/2" square	3-1/4"	94.95 ea.
607FB	20" Notched	4.5mm (.177)	1-1/8" square	2"	41.15 ea.
707FB	22" Notched	4.5mm (.177)	1-1/8" square	2-1/2"	50.20 ea.

Square Hole Bearing Spools

See chart at right for application.



Square Hole Spools for 1-1/8" axles

Order No.	Spool Length	SHOUP Savings Price
SH472592	1-5/8"	16.95 ea.
SH472593	3"	18.95 ea.
SH472591	4"	20.50 ea.

Models	Spacing	Long Spool	Short Spool	Tube
37, 46, 48, 60, 61, 120, 122, 130, 132, 150, 330, 350, 370, 470, 480, 490.	7-1/2"	SH472591	SH472592	SH516
37, 46, 48, 60, 61, 76, 120, 122, 130, 132, 150, 330, 350, 370, 470, 480, 490, 610, 760.	9"	SH472591	SH472593	SH616

SH516	Spacer Tube, 5-1/16" long. Use with sq. hole spools for 7-1/2" spacing.	5.75 ea.
SH616	Spacer Tube, 6-1/16" long. Use with sq. hole spools for 9" spacing.	6.95 ea.

Round Hole Bearing Spools

See chart at right for application.



Round Hole Spools for 1-1/8" square and 1-1/2" round axles.

Order No.	Spool Length	SHOUP Savings Price
SH101189	1-5/8"	11.25 ea.
SH126636	2-5/8"	25.95 ea.
SH101190	3"	13.25 ea.
SH101191	4"	14.25 ea.

Models	Spacing	Long Spool	Short Spool	Tube
350, 370, 470, 475, 480, 490; 496 with 1-1/8" axle.	7-1/2"	SH101191	SH101189	SH714
475, 496 with 1-1/2" round axle; 4200.	7-1/2"	SH101190	SH126636	SH714
340, 345; 3800, 3850 rigid gang; 3900, 3950, RMX340; 4400, 4450; NH ST440.	7-1/2"	SH101191	SH101189	SH714
330; 3800, 3850 cushion mount gang.	7-1/2"	SH101190	SH126636	SH714
132, 340, 345, 350, 370, 470, 475, 480, 485, 490, 496, 3800, 3850, 3900, 3950, RMX340; 4400, 4450; NH ST440.	9"	SH101191	SH101190	SH834

SH714	Spacer Tube, 7-1/4" long. Use with rd. hole spools for 7-1/2" spacing.	7.65 ea.
SH834	Spacer Tube, 8-3/4" long. Use with rd. hole spools for 9" spacing.	8.90 ea.

Case-IH Disc - Shoup Parts For (Cont.)

	Order No.	Description - Fits Models	Replaces Case-IH No.	SHOUP Savings Price
	SH481416	7-1/2" Spool for 1-1/8" sq. axles. 46, 48, 60, 61, 120, 122, 130, 132, 150, 330, 350, 370, 470, 475, 480, 485, 490, 496.	481416R1	31.25 ea.
	SH481417	9" Spool for 1-1/8" sq. axles. 37, 46, 48, 60, 61, 120, 122, 130, 132, 150, 330, 350, 370, 470, 475, 480, 485, 490, 496, 610, 760.	481417R1	35.95 ea.
	SH126631	7-1/2" Spool for 1-1/2" rd. axles. 330, 340, 345, 475, 496, 3800, 3850, 3900, 3950, RMX340; 4200, 4400, 4450 Combo Mulch Finishers. NH ST440.	1263631C1	42.95 ea.
	SH139918	9" Spool for 1-1/2" rd. axles. 340, 345, 475, 496, 3800, 3850, 3900, 3950, RMX340; 4400, 4450 Combo Mulch Finishers. NH ST440.	139918C1	33.50 ea.
	SH468584	Bumper Washer for 1-1/8" square axle. 46, 48, 150, 330, 350, 370, 470, 475, 480, 485, 490, 496.	468584R1	27.95 ea.
	SH1344908	Bumper Washer for 1-1/2" round axle. 340, 345, 3800, 3850, 3900, 3950, RMX340. New Holland ST440.	1344908C1	27.95 ea.
	SH549977	4-1/8" Half Spool for 10-1/2" spacing and 1-1/2" sq. axle. 500 after 1971; 501, 596, 770, RMX790.	549977R1	29.95 ea.
	SH549971	Spacer Tube, 5-7/8" long. Use with SH549977 spool.	549971R1	8.95 ea.
	SH129532	Bearing Standard. 340, 475, 490, 496, 3800, 3850, 3900, 3950, RMX340. New Holland ST440.	129532C2	54.75 ea.
	SH56996	U-Bolt. Fits bearing standard on 490. 5-1/8" width x 4-1/2" length with 3/4" threads.	56996C1	9.25 ea.
	SH490DS	Disc Scraper. 340, 475, 485, 490, 496, 760, 3800, 3850, 3900, RMX340; 3950 with standard scrapers. New Holland ST440.	121118C1	6.49 ea.
	SH121233	Rivet. For SH490DS disc scraper.	121233C1	1.49 ea.
	SH543999	Disc Scraper. 122, 132, 350, 370, 470, 490.	543999R1	6.99 ea.
	SH483096	Disc Scraper. 150, 330, 475, 480, 490; 470, 610 disc with heavy-duty scraper arm.	483096R1	6.99 ea.
	SH60424	Heavy-duty Wing Leveling Eyebolt and Tube Assembly. For 7/8" pin dia. 490.	60423C3, 60420C1	54.95 ea.
	SH57106	Pin. For leveling tube and eyebolt. 490.	57106C1	6.95 ea.
	SH666	6-Bolt Hub with bearings and 1-3/4" dia. spindle. 470, 475, 480, 490, 610; 485, 496, 501, 760, 770 confirm spindle diameter.		124.95 ea.
	SH465493	6-Bolt Hub. 470, 475, 480, 490, 610; 485, 496, 501, 760, 770 confirm 1-3/4" dia. spindle.	465493R2	59.95 ea.
	SH478375	1-3/4" dia. Spindle with nut, for SH465493 hub.	478375R1	34.95 ea.
	SH63881	Wheel Bearing Kit for SH465493 hub and 1-3/4" dia. spindle. Includes (2) tapered bearings, (2) cups, seal, dust cap.	63881C91	31.75 kit
	SH478375	953022 Wheel Bolt for SH666, SH465493. 198056 1.25 ea.		
		906280 Seal (only) for SH465493 hub. 667599R92 5.25 ea.		
		SH667564 Retainer for 906280 seal. 654675R1 4.25 ea.		
		909917 Dust Cap for SH465493 hub. 663908R1 3.15 ea.		
	SH606468	6-Bolt Hub. 3800, 3850, 3900, 3950; 485, 496, 501, 760, 770 confirm 2-1/8" dia. spindle.	606468R21	97.50 ea.
	SH1978726	2-1/8" dia. Spindle with nut, for SH606468 hub; 485, 496, 501, 760, 3900, 3950. Not available for 770, 3800, 3850.	1978726C1	46.50 ea.
	SH70120	Slotted nut only for SH1978726 spindle.	70120D	3.79 ea.
	SH123096	Wheel Bearing Kit for SH606468 6-bolt hub and 2-1/8" dia. spindle. Includes (2) tapered bearings, (2) cups, seal, wear ring, dust cap.	123096A2	42.95 kit
	SH1978726	953022 Wheel Bolt for SH606468. 198056 1.25 ea.		
		906350 Seal for SH606468 hub. 594702R91 15.95 ea.		
		SH594703 Wear ring for 906350 seal. 594703R1 4.75 ea.		
		SH20025 Dust Cap for SH606468 hub. 249128 2.99 ea.		
	SH87611	6-Bolt Hub, main frame and wings. 340, 370, RMX340, RMX370. Confirm 6 bolts.	87426111	97.50 ea.
	SH123096	Wheel bearing kit for SH87611 hub. Includes (2) tapered bearings, (2) cups, seal, wear ring, dust cap.		42.95 kit

Case-IH Disc - Shoup Parts For (Cont.)

	Order No.	Description - Fits Models	Replaces Case-IH No.	SHOUP Savings Price
	280511	6-Bolt Hub, stabilizer wheel. 340; 370 (19 to 34 ft.), RMX340, RMX370.	28270900, 84421942	62.95 ea.
	BK709	Wheel bearing kit for 280511. Includes (2) tapered bearings, (2) cups, seal, cotter pin, dust cap.		29.95 kit
	SH47154	6-Bolt Hub, stabilizer wheel. 370 (45 & 47 ft.).	28278300, 47465154	74.95 ea.
	SH47160	Wheel bearing kit for SH47154. Includes (2) tapered bearings, (2) cups, seal, cotter pin, dust cap.		23.95 kit
	SH87202	8-Bolt Hub, main frame and wings. 770, 3950, RMX790, 340; 370 (19 ft. to 37 ft.); RMX340, RMX370. Confirm 8 bolts.	87407202	129.00 ea.
	SH94340	Wheel bearing kit for SH87202. Includes (2) tapered bearings, (2) cups, seal, wear ring, dust cap.	B94340	89.95 kit
	913557	Lug Nut for SH87202 hub.	554480R1	1.59 ea.
	SH169329	Seal (only) for SH87202 hub.	169329C91	29.25 ea.
	SH169328	Wear ring for SH169329 seal.	169328C1	19.75 ea.
	909912	Dust Cap for SH87202 hub.	86900188	4.55 ea.

SHOUP® Replacement Parts for John Deere Discs

	Order No.	For Axle Size	Replaces Description - Fits Models	JD No.	SHOUP Savings Price
	SH22603	1-1/4" sq.	Double Tapered Bearing, Cups, Seals. AWR, AWRS; BW (except 8'6", 9'10"), BWA, BWF; BWN (except 8'8", 9'10"), BWS.	AB12603, JD8237, B31312	99.95 ea.
	DC208-TT	1-1/8" sq.	Sealed Bearing with Triple Lip Seals. AW, AWS; BW, BWN (8'6", 9'10"); E, FWA, KBA, KBL, RW, RWA.	AK3997B, JD8565	46.75 ea.
	SH24028	1-1/2" sq.	Double Tapered Bearing, Cups, Seals. TW, TWA, 1630, 1635.	AB14028, JD7425, B31311	148.95 ea.
	SH30175	1-1/8" sq.	Relube Bearing. 100, 110, 111, 115.	A20175	32.95 ea.
	G80MSA		Flange Set for SH30175.		18.50 set
	DS209-TTR10	1-1/8" sq.	Relube Bearing; 210, 220, 230.	A20649	31.95 ea.
	G85MSA		Flange Set for DS209-TTR10.		18.80 set
	DS211-TTR9	1-1/4" sq.	Relube Bearing; 310, 330, 331, 340, 350, 360, 370; 1700, 1710, 1710A Mulch Tillers.	B34215	46.90 ea.
	G100MSA		Flange Set for DS211-TTR9.		23.90 set
	SH38474		Cast Bearing Guard. Use with round bearing flanges.	A28474	8.40 ea.
	SH38630	1-1/8" sq.	Relube Bearing; use with FL630 flanges. 215, 235; 637 discs with rigid hangers; 621, 627, 630 discs; 210, 220, 230 discs updated to Dura-Flex® bearing; 722, 724, 726, 2310, 2330 Mulch Finishers; 710, 712, 714 Mulch Tillers.	AA28184	21.95 ea.
	SH38637	1-1/4" sq.	Relube Bearing; use with FL635 flanges. 315, 335, 355, 375, 635; 637 with C spring hangers; 640, 650, 670, 2630, 2633, 2635; 310, 330, 331, 340, 350, 360, 370 discs updated to Dura-Flex® bearing.	AA28186, AKK22197	33.95 ea.
	FL630		Flange set; use with SH38630 or SH41452 bearing.		12.25 set
	FL635		Flange set; use with SH38637 bearing.		15.95 set
	SH43968		Gasket; use with FL630 flange set.	A33968	1.95 ea.
	SH46772		Gasket; use with FL635 flange set.	A36772	2.25 ea.
	SH40630	1-1/8" sq.	Bearing Kit includes SH38630, flanges, gasket, hdw.	AA30941	33.75 kit
	SH40637	1-1/4" sq.	Bearing Kit includes SH38637, flanges, gasket, hdw.	AKK33315	48.95 kit
	SH340405		Bracket; use with SH38637 bearing. 635; 637 with C spring hangers.	N240405	68.75 ea.
	SH41452	1-1/2" rd.	Relube Bearing; use with FL630 flanges. 215, 235 with spring loaded Dura-Cushion™ gangs.	AA31452	34.95 ea.
	SH16196	2" rd.	Sealed Bearing with nylon liner for disc gang with 2 bolt split bearing housing. 2620, 2623, 2625; also rolling baskets on 2620, 2623, 2625, 2630, 2633, 2635 with 3 bolt housing.	AKK16196	74.50 ea.
	SH342933		Upper Gang Bearing Housing for SH16196.	N242933	38.95 ea.
	SH342934		Lower Gang Bearing Housing for SH16196.	N242934	20.50 ea.
	SH38369		Spool, 7-1/4" spacing. 210, 215, 230, 235, 621, 627, 630; 637 w/rigid bearing hanger; 722, 724, 726, 2310, 2330 Mulch Finishers. Use SH38369 and SH38448 with 22" or smaller blades only.	AN183748	38.50 ea.
	SH38448		Spool, 9" spacing. 210, 215, 220, 230, 235, 621, 627, 630; 637 w/rigid bearing hanger; 710, 712, 714 Mulch Tillers w/concave blades.	AN183629	38.50 ea.
	SH340893		Spool, 7-1/4" spacing. 630; 637 w/rigid bearing hanger. Use SH340893 and SH340892 with 24" blades.	AN240893	57.95 ea.
	SH340892		Spool, 9" spacing. 630; 637 w/rigid bearing hanger.	AN240892	63.95 ea.

Spools and Sleeves for 1-1/8" Axles (cont.)



Order No.	Description - Fits Models	Replaces JD No.	SHOUP Savings Price
SH30622	3-3/4" Spool, 7-1/4" spacing. 210, 215, 230, 235, 621, 627, 630; 637 w/rigid bearing hanger; 722, 724, 726, 2310, 2330 Mulch Finisher.	N241318	24.95 ea.
SH47023	5-1/2" Spool, 9" spacing. 210, 215, 220, 230, 235, 621, 627, 630; 637 w/rigid bearing hanger; 710, 712, 714 Mulch Tillers w/concave blades.	N241314	28.95 ea.
SH30621	1-7/8" Spool, 7-1/4" or 9" spacing. 210, 215, 220, 230, 235, 621, 627, 630; 637 w/rigid bearing hanger; 722, 724, 726, 2310, 2330 Mulch Finisher.	N241315	16.75 ea.
SH30647	Sleeve, 7-1/4" spacing. 210, 215, 230, 235, 621, 627, 630; 637 w/rigid bearing hanger; 722, 724, 726, 2310, 2330 Mulch Finisher.	A20647	9.25 ea.
SH30648	Sleeve, 9" spacing. 210, 215, 220, 230, 235, 621, 627, 630; 637 w/rigid bearing hanger; 710, 712, 714 Mulch Tillers w/concave blades.	A20648	10.50 ea.
SH35694	Bumper Washer, 7-1/4" or 9" spacing. 110, 111, 115, 210, 215, 220, 230, 235; 710, 712 Mulch Tillers w/concave blades.	A25694	11.50 ea.
SH47024	End Washer, 7-1/4" or 9" spacing. 100, 110, 111, 115, 210, 215, 220, 230, 235.	A37024	18.25 ea.

Order No.	Diameter - Edge	Thickness	Fits Axle Size	Concavity	Price
658-660	18" Smooth	3.5mm (.138)	1-1/8" or 1-1/4" sq.	1-3/4"	27.75 ea.
824-872	20" Smooth	4.5mm (.177)	1-1/8" or 1-1/4" sq.	2"	40.60 ea.
950-952	22" Smooth	4.5mm (.177)	1-1/8" or 1-1/4" sq.	2-1/2"	50.60 ea.
242	24" Smooth	6.5mm (.256)	1-1/8" or 1-1/4" sq.	2-1/2"	83.85 ea.
670-672	18" Notched	3.5mm (.138)	1-1/8" or 1-1/4" sq.	1-3/4"	35.40 ea.
825-873	20" Notched	4.5mm (.177)	1-1/8" or 1-1/4" sq.	2"	42.25 ea.
951-953	22" Notched	4.5mm (.177)	1-1/8" or 1-1/4" sq.	2-1/2"	51.50 ea.
243	24" Notched	6.5mm (.256)	1-1/8" or 1-1/4" sq.	2-1/2"	84.50 ea.
256	22" Smooth	4.75mm (.187)	1-1/8" sq.	Deep Cone	66.00 ea.
965	22" Smooth	6.5mm (.256)	1-1/8" or 1-1/4" sq.	Deep Cone	91.95 ea.
586	18" Smooth	4mm (.157)	1-1/2" rd.	1-3/4"	34.15 ea.
152	20" Smooth	4.75mm (.187)	1-1/2" rd.	2"	42.05 ea.
718	22" Smooth	4.75mm (.187)	1-1/2" rd.	2-1/2"	54.10 ea.
153	20" Notched	4.75mm (.187)	1-1/2" rd.	2"	44.25 ea.
719	22" Notched	4.75mm (.187)	1-1/2" rd.	2-1/2"	56.50 ea.

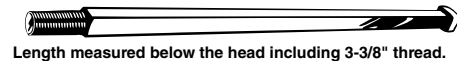


Disc Blades made in North America

For 2623, 2625, 2633, 2635 Discs (Not for use on 2620 or 2630).

998	24" Smooth	6.5mm (.256)	2" rd.	2-1/2"	83.50 ea.
997	24" Notched	6.5mm (.256)	2" rd.	2-1/2"	84.80 ea.
923	26" Smooth	6.5mm (.256)	2" rd.	3-3/8"	98.25 ea.

1-1/8" square axles for 100, 110, 111, 115, 210, 215, 220, 230, 235, 621, 627, 630, 637 Discs; 722, 724, 726, 2310, 2330 Mulch Finishers; 710, 712, 714 Mulch Tillers



Length measured below the head including 3-3/8" thread.

Order No.	Length	Price	Order No.	Length	Price	Order No.	Length	Price
SH411316	41-13/16"	.66.45 ea.	SH7014	70-1/4"	103.10 ea.	SH861116	86-11/16"	117.34 ea.
SH4812	48-1/2"	.84.65 ea.	SH701516	70-15/16"	103.95 ea.	SH92	92"	121.63 ea.
SH501116	50-11/16"	.86.96 ea.	SH7712	77-1/2"	109.87 ea.	SH951116	95-11/16"	124.98 ea.
SH5534	55-3/4"	.91.25 ea.	SH771116	77-11/16"	110.26 ea.	SH9914	99-1/4"	196.36 ea.
SH591116	59-11/16"	.94.33 ea.	SH78316	78-3/16"	110.47 ea.	SH1041116	104-11/16"	196.41 ea.
SH63	63"	.96.81 ea.	SH8434	84-3/4"	117.05 ea.			
SH681116	68-11/16"	102.55 ea.	SH85716	85-7/16"	116.91 ea.			

Spools and Sleeves for 1-1/4" Axles



HN118	1-1/8" Hex Nut.	2.40 ea.
SH34211	5" Spool, 9" spacing. 310, 315, 330, 331, 335, 340, 350, 355, 360, 370, 375, 635; 637 with C spring bearing hanger; 640, 650, 670; 1710, 1710A Mulch Tillers.	62.95 ea.
SH341234	7" Spool, 11" spacing. 310, 315, 330, 331, 335, 340, 350, 355, 360, 370, 375; 637 with C spring bearing hanger; 640, 650, 670; 1700 Mulch Tillers.	65.75 ea.
SH340970	2-1/2" Spool, 9" or 11" spacing. 310, 315, 330, 331, 335, 340, 350, 355, 360, 370, 375, 635; 637 with C spring bearing hanger; 640, 650, 670; 1710, 1710A Mulch Tillers.	46.90 ea.
SH44203	Sleeve, 9" spacing. 310, 315, 330, 331, 335, 340, 350, 355, 360, 370, 375, 635; 637 with C spring bearing hanger; 640, 650, 670; 1710, 1710A Mulch Tillers.	44.95 ea.
SH44204	Sleeve, 11" spacing. 310, 315, 330, 331, 335, 340, 350, 355, 360, 370, 375, 635; 637 with C spring bearing hanger; 640, 650, 670; 1700 Mulch Tillers.	47.95 ea.
SH35756	Spool, 9" spacing. 310, 330, 331, 340, 350, 360, 370; 1710, 1710A Mulch Tillers.	59.50 ea.
SH340518	Spool, 9" spacing. 315, 335, 355, 375, 635; 637 with C spring bearing hanger; 640, 650, 670.	56.50 ea.
SH35757	Spool, 11" spacing. 310, 330, 331, 340, 350, 360, 370; 1700 Mulch Tillers.	85.95 ea.
SH360397	Spool, 11" spacing. 315, 335, 355, 375, 640, 650, 670; 637 with C spring bearing hanger.	79.50 ea.

John Deere Disc - Shoup Parts For (Cont.)

1-1/4" square axles for 310, 315, 330, 331, 335, 340, 350, 355, 360, 370, 375, 637, 640, 650, 670 Discs; 510, 512 Disk Rippers; 1700, 1710, 1710A Mulch Tillers



Order No.	Length	Price	Order No.	Length	Price	Order No.	Length	Price
DA39116	39-1/16"	84.39 ea.	DA61116	61-1/16"	118.55 ea.	DA871116	87-11/16"	154.45 ea.
DA42316	42-3/16"	89.22 ea.	DA6912	69-1/2"	128.12 ea.	DA94116	94-1/16"	162.41 ea.
DA43316	43-3/16"	90.64 ea.	DA72116	72-1/16"	131.93 ea.	DA961316	96-13/16"	226.30 ea.
DA50116	50-1/16"	104.99 ea.	DA731516	73-15/16"	134.49 ea.	DA105116	105-1/16"	231.18 ea.
DA511964	51-19/64"	106.50 ea.	DA7858	78-5/8"	141.34 ea.	DA1051316	105-13/16"	234.61 ea.
DA601332	60-13/32"	117.83 ea.	DA83116	83-1/16"	147.72 ea.	DA1061516	106-15/16"	238.94 ea.

Order No.	Description - Fits Models	Replaces JD No.	SHOUP Savings Price
HN114	1-1/4" Hex Nut.		3.25 ea.
SH664723	Lock Plate; early discs with 1-1/4" axles.		4.25 ea.
SH342189	Tension Spring for 9" spacing; 6-11/16" overall length. 110, 111, 115, 210, 215, 220, 230, 235, 310, 315, 330, 331, 335, 340, 350, 355, 360, 370, 375, 630, 635, 637, 640, 650, 2620, 2623, 2625, 2630, 2633, 2635 discs; 1710, 1710A Mulch Tillers.	N242189, A41490	5.95 ea.
SH52984	Tension Spring for 7-1/4" spacing. 110, 111, 115, 210, 215, 230, 235, 627, 630, 637, 2620, 2623, 2625, 2630, 2633, 2635 discs; 722, 726, 2310, 2330 Mulch Finishers.	A42984	6.69 ea.
SH361429	Tension Spring for 11" spacing. 310, 315, 330, 331, 335, 340, 350, 355, 360, 370, 375, 440, 455, 637, 640, 650, 2620, 2623, 2625, 2630, 2633, 2635 discs.	N261429	7.09 ea.
SH300DS	Scraper; 110, 111, 115, 210, 220, 230.	A20006	6.95 ea.
SH30004	Scraper Bracket; 110, 111, 115, 210, 220, 230.	A20004	2.29 ea.
SH400DS	Scraper; early 310, 330, 331, 340, 350, 360, 370 discs; 1710, 1710A Mulch Tillers.	A22394	6.99 ea.
SH30482	Scraper Bracket; early 310, 330, 331, 340, 350, 360, 370 discs; 1710, 1710A Mulch Tillers.	A20482	2.99 ea.
SH314	Spiral Pin; use with SH300DS, SH400DS scrapers.		.50 ea.
SH32004	Self-adjusting Scraper Arm. RH front, LH rear gangs; RH furrow filler. 110, 111, 115, 210, 220, 230.	AA20004	26.50 ea.
SH32005	Self-adjusting Scraper Arm. LH front, RH rear gangs; LH furrow filler. 110, 111, 115, 210, 220, 230.	AA20005	26.50 ea.
SH30168	Self-adjusting Scraper Arm. RH front, LH rear gangs; RH furrow filler. Early 310, 330, 331, 340, 350, 360, 370 discs; 1710, 1710A Mulch Tillers.	AA20168	44.95 ea.
SH30169	Self-adjusting Scraper Arm. LH front, RH rear gangs; LH furrow filler. Early 310, 330, 331, 340, 350, 360, 370 discs; 1710, 1710A Mulch Tillers.	AA20169	44.95 ea.
SH48364	Scraper; 215, 235, 627, 630, 635, 637 discs; 722, 2310, 2330 Mulch Finishers.	N242551	9.95 ea.
SH47468	Scraper; late 310, 315, 331, 335, 340, 350, 355, 370, 375, 640, 670 discs; 650 disc with 5" wide scrapers; 710, 712, 714, 1710, 1710A Mulch Tillers.	N242909	9.95 ea.
SH341152	Scraper; 650 disc with 7" wide scrapers.	N241152	14.75 ea.
SH341311	Scraper; 726 Mulch Finisher.	N241311	9.95 ea.
SH45642	Spiral Pin; use with SH48364, SH47468, SH341152, SH341311 scrapers.		.75 ea.
SH340886	Scraper Arm, 5/8" wide slot. RH front, LH rear gangs. 215, 235, 627, 630, 635 discs; LH front 726 Mulch Finisher.	AN240886	42.95 ea.
SH340887	Scraper Arm, 5/8" wide slot. LH front, RH rear gangs. 215, 235, 627, 630, 635 discs; RH front 726 Mulch Finisher.	AN240887	42.95 ea.
SH37627	Scraper Arm, 1" wide slot, use at bearing hanger only. RH front, LH rear gangs. 215, 235 discs with 7-1/4" spacing.	AA27627	42.95 ea.
SH37628	Scraper Arm, 1" wide slot, use at bearing hanger only. LH front, RH rear gangs. 215, 235 discs with 7-1/4" spacing.	AA27628	42.95 ea.
SH341294	Scraper Arm; RH front, LH rear gangs. 637 disc with 22" or larger blades and 7-1/4" or 9" spacing; LH front 2310, 2330 Finisher.	AN241294	42.95 ea.
SH341295	Scraper Arm; LH front, RH rear gangs. 637 disc with 22" or larger blades and 7-1/4" or 9" spacing; RH front 2310, 2330 Finisher.	AN241295	42.95 ea.
SH505093	Scraper, 5" wide; 2620, 2623, 2625, 2630, 2633, 2635 discs.	N405093	14.25 ea.
SH503316	Scraper, 7" wide; 2620, 2623, 2625, 2630, 2633, 2635 discs.	N403316	16.25 ea.
SH45642	Spiral Pin; use with SH505093, SH503316 scrapers.		.75 ea.

John Deere Disc - Shoup Parts For (Cont.)

Order No.	Description - Fits Models	Replaces JD No.	SHOUP Savings Price
SH8110	Tapered Bearing Kit for 5-bolt hub. 110 to s/n 18290, 210 to s/n 24500.		19.95 kit
SH40138	Ball Bearing Kit for 5-bolt hub. 110 s/n 18291 & up, 111, 115; 210 s/n 24501 & up; 230 gauge wheel; 215 with 6-bolt hub and 1-1/4" I.D. bearings.		56.95 ea.
SH29247	Tapered Bearing Kit for 6-bolt hub. 220 to s/n 23200, 230 to s/n 24400, 310 to s/n 13200, 330 to s/n 14299, 340 to s/n 13500, 350 to s/n 10649, 360 to s/n 11450, 440 to s/n 10649.		30.95 kit
SH37176	Ball Bearing Kit for 6-bolt hub. 220 s/n 23201 & up; 230 s/n 24401 & up; 235 to 1986; 310 s/n 13201 & up, 315; 330 s/n 14300 & up, 331; 335 to 1986; 340 s/n 13501 & up; 350 s/n 10650 & up; 355 to 1988; 360 s/n 11451 & up, 370, 375; 440 s/n 10650 & up, 455; 215 with 6-bolt hub and 1-3/8" I.D. bearings.		54.95 kit
SH46145	Tapered Bearing Kit for 6-bolt hub. 235, 335 1986 & after.		29.95 kit
SH37625	6-Bolt Universal Hub and Spindle Kit with tapered bearings. 220, 230; 235 built to 1986; 310, 315, 330, 331, 335, 340, 350; 355 built to 1988; 360, 370, 375, 440, 455.		145.95 ea.
SH28331	6-Bolt Hub. 355 built 1988 & after; 620, 621, 627, 630, 635, 640, 670; 637, 650 wings only.	AN183318	78.50 ea.
SH28332	Tapered Bearing Kit for SH28331 6-bolt hub.		35.95 kit
913538	Wheel Bolt. 220, 230, 235, 310, 330, 331, 335, 340, 350, 355, 360, 370, 440, 455, 620, 621, 627, 630, 635, 640, 670; 637 with 6-bolt hub.	JD16	1.25 ea.

SHOUP® Replacement Parts for Kewanee Discs

Order No.	Description - Fits Models	Replaces Kewanee No.	SHOUP Savings Price
SH7900	Bearing, with Cups and Seals; 100, 200, 236, 240, 300, 700, 900 series.	X5648, X5625, B1876	124.95 ea.
DS208-TTR8	Relube Bearing; 100, 170, 400, 500, 600, 700 series.	B2151	29.50 ea.
G80MSA	Flange Set; use with DS208-TTR8.		18.50 set
DS210-TTR4	Relube Bearing; 1005, 1010, 1020 prior to 1978.	B2246	63.95 ea.
G90MSA	Flange Set; use with DS210-TTR4.		21.25 set
FD209RM NTN brand	Relube Bearing; 1005, 1010, 1020 1978 & after; 1025, 1030, 1100, 1175 series. Replaces FD210R series bearing. For TILLXTREME™ maintenance free bearing see pg. 151.	B2725	61.95 ea.
PB209RM PEER brand	Relube Bearing; fits same models as FD209RM.		47.95 ea.
FD211RM	Relube Bearing, NTN brand; 1200 series. For TILLXTREME™ maintenance free bearing see pg. 151.	B3587	104.95 ea.
BRG220	Bearing with housing; 2000 series plowing disc. 2-1/4" sq. axle. Replaces Timken No. PAWT214RA.	B2951	239.00 ea.
SH16211	Full Spool for 7-3/8" spacing; 1100 series (except 1175).		65.50 ea.
SH76153	Full Spool for 8-1/2" spacing; 1005, 1010, 1020, 1025, 1030; 1100 series (except 1175).		72.50 ea.
SH10704	2-3/8" Half Spool for 7-3/8" or 8-1/2" spacing; 1005, 1010, 1020 equipped with FD209RM bearing; 1025, 1030; 1100 series (except 1175).		47.50 ea.
SH10702	2-1/2" Half Spool for 8-1/2" spacing; 1005, 1010, 1020 equipped with DS210-TTR4 bearing; 1175 series with 7-1/2" or 9" spacing.		48.95 ea.
SH11090	3" Half Spool for 7-1/2" spacing; 1175 series.		48.25 ea.
SH10371	3-1/8" Half Spool for 7-3/8" spacing; 1100 series (except 1175).		48.50 ea.
SH10703	4-1/4" Half Spool for 8-1/2" spacing; 1005, 1010, 1020 equipped with FD209RM bearing; 1025, 1030; 1100 series (except 1175).		49.75 ea.
SH10701	4-1/2" Half Spool for 8-1/2" spacing; 1005, 1010, 1020 equipped with DS210-TTR4 bearing; 1175 with 9" spacing.		49.95 ea.
SH468584	Universal Cast Iron Bumper Washer; fits 1-1/8" square axles. 7-1/4" O.D., 1-3/8" overall height.		27.95 ea.

Kewanee Disc - Shoup Parts For (Cont.)



Order No.	Description - Fits Models	Replaces Kewanee No.	SHOUP Savings Price
SH7011	Scraper Blade; fits rigid scraper arms; 500, 600, 700, 900, 1005, 1010, 1020, 1025, 1030, 1100 series.	700-0011	7.50 ea.
SH1034	Scraper Blade; fits spring-loaded scraper arms; 900, 1005, 1010, 1020, 1025, 1030; 1100 series prior to 1985.	1000-0344	9.95 ea.

Order No.	Diameter - Edge	Thickness	Fits Axle Size	Concavity	
484-486	16" Smooth	3.5mm (.138)	1" or 1-1/8" sq.	1-1/2"	23.00 ea.
658-660	18" Smooth	3.5mm (.138)	1-1/8" or 1-1/4" sq.	1-3/4"	27.75 ea.
824-872	20" Smooth	4.5mm (.177)	1-1/8" or 1-1/4" sq.	2"	40.60 ea.
950-952	22" Smooth	4.5mm (.177)	1-1/8" or 1-1/4" sq.	2-1/2"	50.60 ea.
670-672	18" Notched	3.5mm (.138)	1-1/8" or 1-1/4" sq.	1-3/4"	35.40 ea.
825-873	20" Notched	4.5mm (.177)	1-1/8" or 1-1/4" sq.	2"	42.25 ea.
951-953	22" Notched	4.5mm (.177)	1-1/8" or 1-1/4" sq.	2-1/2"	51.50 ea.

1-1/8" square axles for 100, 170, 200, 236, 240, 300, 400, 500, 600, 700, 900, 1005, 1010, 1020, 1025, 1030, 1100 series.

Axles for Kewanee are manufactured with 1-1/8" NF (fine) threads. Lengths are measured below the head.

Order No.	Length	Price	Order No.	Length	Price	Order No.	Length	Price
SH27532	27-5/32"	54.82 ea.	SH5712	57-1/2"	93.39 ea.	SH80	80"	112.09 ea.
SH3518	35-1/8"	60.98 ea.	SH5834	58-3/4"	94.38 ea.	SH80716	80-7/16"	112.33 ea.
SH3758	37-5/8"	63.13 ea.	SH63516	63-5/16"	98.45 ea.	SH8238	82-3/8"	114.67 ea.
SH4212	42-1/2"	67.39 ea.	SH65	65"	99.34 ea.	SH8712	87-1/2"	118.93 ea.
SH4614	46-1/4"	68.73 ea.	SH7212	72-1/2"	106.09 ea.	SH89	89"	120.45 ea.
SH4978	49-7/8"	86.89 ea.	SH7412	74-1/2"	107.22 ea.	SH97916	97-9/16"	191.86 ea.
SH5434	54-3/4"	91.03 ea.						

Other sizes of disc axles available upon request.



SH70389	Disc Axle Lock Plate; 1005, 1010, 1020, 1025, 1030, 1100 series.	4.25 ea.
HN118F	1-1/8" Hex Nut, NF (fine) thread; axles on 600, 700, 900, 1005, 1010, 1020, 1025, 1030, 1100 series.	2.95 ea.
SH98179	Wheel Bearing Kit for 4 and 5 bolt hubs; 100, 170, 200, 236, 240, 300, 400, 500, 600, 700, 800, 900 series.	23.75 kit
SH13170	Wheel Bearing Kit for early model 6 bolt hub with lug nuts ; 700, 800, 1005, 1010, 1020, 1025, 1030 series.	28.95 kit
SH13175	6-Bolt Hub for SH13170 bearing kit.	59.95 ea.
SH23585	Wheel Bearing Kit for late model 6 bolt hub with lug bolts ; 700, 800, 1005, 1010, 1020, 1025, 1030, 1100, 1175, 1200 series.	26.50 kit
SH98201	6-Bolt Hub and Spindle; 1-3/4" diameter. 700, 800, 1005, 1010, 1020, 1025, 1030, 1100, 1175, 1200 series.	136.75 ea.

SHOUP® Replacement Parts for Great Plains Discs

Order No.	Description - Fits Models	Replaces No.	
BRG38	Relube Bearing with rubber ring. Fits disc gang with 2 pc. cast bearing housing (not included). 3323DH, 3326DH, 3329DH, 4330DH, 4333DH, 4336DH.	822-026C	52.95 ea.
SH55375	Bearing Shield for BRG38.	556-375D	2.95 ea.
SH82294	TILLXTREME™ maintenance free bearing. Fits disc gang. 7323DH, 7326DH, 7329DH, 7330DH, 7333DH, 7336DH. Can be used to update BRG38.	822-294C, 822-396C	153.95 ea.
SH510437	End Washer; 3323DH, 3326DH, 3329DH, 4330DH, 4333DH, 4336DH.	804-200C	29.95 ea.
SH3415	Spike Tooth, 3/4" x 15". 3323DH, 3326DH, 3329DH, 4330DH, 4333DH, 4336DH, 7323DH, 7326DH, 7329DH, 7330DH, 7333DH, 7336DH.	820-012C	4.99 ea.
SH00101	V-Bolt for SH3415.	806-181C	.70 ea.
FN38	Flange Nut for SH00101.		.22 ea.

Order No.	Diameter - Edge	Thickness	Fits Axle Size	Concavity	
917	20" Smooth	4.5mm (.177)	1-3/4" rd.	2"	40.60 ea.
920	22" Smooth	4.75mm (.187)	1-3/4" rd.	2-1/2"	54.50 ea.
968	22" Smooth	6mm (.236)	1-3/4" rd.	2-1/2"	61.95 ea.
246	24" Smooth	6mm (.236)	1-3/4" rd.	3-1/4"	75.50 ea.

SHOUP® Replacement Parts for Kuhn Krause Discs




Order No.	Description - Fits Models	Replaces Kuhn Krause No.	SHOUP Savings Price
DS208-TT7	Sealed Bearing, 1-1/8" rd. axle; 405-408.	P212-10-2	26.95 ea.
80MS	Flange Set; use with DS208-TT7.	P212-10-3	16.30 set
DS209-TT4	Sealed Bearing, 1-1/2" rd. axle; 408A-412, 610-629, 636-641, 900-908, 952-969, 1144-1156, 1401-1428, 1576-1592A, 1900-1928, 1952-1979, 2135-2166. Use with rubber-cushioned Rock Flex gang or 2-piece flange on standard gang.	412-10-2, 40-104	29.95 ea.
85MS	Flange Set; use with DS209-TT4.	45-101	16.70 set
DK442R	Rubber Bearing Ring for Rock Flex gang in split cast bearing holder; use with DS209-TT4.		11.50 ea.
DS209-TTR4	Relube Bearing, 1-1/2" rd. axle; 900-908, 952-969, 1144-1156, 1401-1428.	612-10-2, 40-105	32.95 ea.
G85MSA	Flange Set; use with DS209-TTR4.	45-101, 45-102	18.80 set
FD209RB NTN brand	Relube Bearing with riveted flange, 1-1/2" rd. axle; 1576-1592A, 1900-1928, 1952-1979, 2100-2166, 2190-2196, 2200-2244, 3948-3957, 3990-3994, 4900-4945, 4900A-4927A, 4950-4994. For TILLXTREME™ maintenance free bearing see pg. 151.	1934-12-0, 40-109	61.95 ea.
PB209RB PEER brand	Relube Bearing, fits same models as FD209RB.		38.95 ea.
BRG35	Relube Bearing with rubber ring, 1-1/2" rd. axle; 1576-1592, 1900-1928, 1952-1979, 2100-2166, 2190-2196, 2200A-2244A, 3948-3957, 3990-3994, 4900-4945, 4900A-4938A, 4950-4994.	1927-11-0, 40-174	54.95 ea.
BRG38	Relube Bearing with rubber ring, 1-3/4" rd. axle; 1740-1767, 2400-2495, 5812-5824, 8210, 8300, 8310.	2410-11-0, 40-173	52.95 ea.
BRG67	Relube Bearing with rubber ring, 1-3/4" rd. axle; 2232NR-2236NR, 2232WR-2234WR, 4995, 7300, 7400, 8100, 8200.	40-167	68.95 ea.
SH55105	Bearing Shield for BRG35, BRG67.	45-105	2.75 ea.
SH55106	Bearing Shield for BRG38.	45-106	3.50 ea.
FD211RE PEER brand	Relube Bearing with riveted flange, 1-3/4" rd. axle; 1740-1767, 2400-2495, 4995, 5812-5824. For TILLXTREME™ maintenance free bearing see pg. 151.	40-114	59.75 ea.
SH70105	Wing Leveling Eyebolt and Tube Assembly.	1402-40-0	89.95 ea.

1-1/2" round axles with square head for series 408A - 1428.



Order No.	Length x 1-1/2" Rd.	SHOUP Savings Price	Order No.	Length x 1-1/2" Rd.	SHOUP Savings Price	Order No.	Length x 1-1/2" Rd.	SHOUP Savings Price
DA26RH	26"	67.60 ea.	DA5214RH	52-1/4"	112.25 ea.	DA7734RH	77-3/4"	145.65 ea.
DA3114RH	31-1/4"	72.55 ea.	DA55RH	55"	116.45 ea.	DA84RH	84"	152.35 ea.
DA3314RH	33-1/4"	75.25 ea.	DA59RH	59"	122.60 ea.	DA8412RH	84-1/2"	153.20 ea.
DA4012RH	40-1/2"	85.85 ea.	DA6014RH	60-1/4"	123.00 ea.	DA8638RH	86-3/8"	156.45 ea.
DA4034RH	40-3/4"	86.35 ea.	DA6214RH	62-1/4"	126.75 ea.	DA9114RH	91-1/4"	164.75 ea.
DA4414RH	44-1/4"	91.95 ea.	DA6858RH	68-5/8"	138.70 ea.	DA9214RH	92-1/4"	166.40 ea.
DA4734RH	47-3/4"	93.50 ea.	DA6912RH	69-1/2"	140.45 ea.	DA9512RH	95-1/2"	171.50 ea.
DA4978RH	49-7/8"	109.85 ea.	DA7634RH	76-3/4"	141.90 ea.	DA10034RH	100-3/4"	231.85 ea.

1-1/2" round axles threaded on both ends for series 1576 - 4994.



Order No.	Length x 1-1/2" Rd.	SHOUP Savings Price	Order No.	Length x 1-1/2" Rd.	SHOUP Savings Price	Order No.	Length x 1-1/2" Rd.	SHOUP Savings Price
DA4258S	42-5/8"	82.35 ea.	DA70S	70"	132.55 ea.	DA8814S	88-1/4"	155.75 ea.
DA4614S	46-1/4"	87.45 ea.	DA7038S	70-3/8"	133.80 ea.	DA9412S	94-1/2"	163.45 ea.
DA5134S	51-3/4"	108.70 ea.	DA7838S	78-3/8"	143.80 ea.	DA9738S	97-3/8"	223.82 ea.
DA5438S	54-3/8"	112.85 ea.	DA7918S	79-1/8"	144.30 ea.	DA10212S	102-1/2"	231.10 ea.
DA6078S	60-7/8"	121.25 ea.	DA8612S	86-1/2"	152.90 ea.	DA10612S	106-1/2"	233.75 ea.
DA6238S	62-3/8"	123.65 ea.						

Kuhn Krause Disc - Shoup Parts For (Cont.)



SH39509

Heavy duty steel construction for models with 1-1/2" round axle shaft.

SH37409



SH36408

SLN112
SLN134



Order No.	Description - Fits Models	SHOUP Savings Price
SH41207	7-1/8" Full Spool for 7-1/4" spacing.	62.60 ea.
SH35007	7-5/8" Full Spool for 7-3/4" spacing.	63.20 ea.
SH12957	7-7/8" Full Spool for 8" spacing.	68.65 ea.
SH39509	9" Full Spool for 9-1/8" spacing.	69.95 ea.
SH41219	1-11/16" Half Spool for 7-1/4" spacing.	42.55 ea.
SH19188	1-7/8" Half Spool for 7-3/4" or 8" spacing used with FD209RB or BRG35 disc bearing.	42.75 ea.
SH12950	2-7/16" Half Spool; fits 8" spacing used with DS209-TT4 or DS209-TTR4 disc bearing; fits 9-1/8" spacing used with FD209RB or BRG35 disc.	43.45 ea.
SH36408	2-15/16" Half Spool for 9-1/8" spacing used with DS209-TT4 or DS209-TTR4 disc bearing.	43.75 ea.
SH39500	3-15/16" Half Spool for 7-3/4" spacing.	44.80 ea.
SH37409	4-7/32" Half Spool for 7-1/4" and 8" spacing.	45.10 ea.
SH36400	4-7/8" Half Spool for 9-1/8" spacing.	45.85 ea.
SLN112	1-1/2" Slotted Nut.	9.90 ea.
SLN134	1-3/4" Slotted Nut.	14.75 ea.

Order No.	Diameter - Edge	Thickness	Fits Axle Size	Concavity	
586	18" Smooth	4mm (.157)	1-1/2" rd.	1-3/4"	34.15 ea.
152	20" Smooth	4.75mm (.187)	1-1/2" rd.	2"	42.05 ea.
718	22" Smooth	4.75mm (.187)	1-1/2" rd.	2-1/2"	54.10 ea.
153	20" Notched	4.75mm (.187)	1-1/2" rd.	2"	44.25 ea.
719	22" Notched	4.75mm (.187)	1-1/2" rd.	2-1/2"	56.50 ea.
917	20" Smooth	4.5mm (.177)	1-3/4" rd.	2"	40.60 ea.
920	22" Smooth	4.75mm (.187)	1-3/4" rd.	2-1/2"	54.50 ea.
968	22" Smooth	6mm (.236)	1-3/4" rd.	2-1/2"	61.95 ea.
246	24" Smooth	6mm (.236)	1-3/4" rd.	3-1/4"	75.50 ea.



Made in North America

SH3090 includes trunnion, retube bearing, shields, retainer.

SHOUP® Replacement Parts for Landoll Discs



SH3090



SH3095

Order No.	Description - Fits Models	Replaces Landoll No.	
SH3090	Trunnion Bearing Assembly for disc gang and reel; 6210, 6211, 6230, 6231, 6250.	140477	87.95 ea.
SH53091	TILLXTREME™ maintenance free bearing assembly, for reel. Fits same models as SH3090.		104.95 ea.
SH3095	Washer for SH3090; 1-1/2" I.D., 2-1/4" O.D., 10 ga.	140480	2.25 ea.
DC211-TTR21	Bearing only; for SH3090 trunnion assembly.	140464	42.95 ea.
SH4924	Bearing Shield for DC211-TTR21, 2 used.	140473	3.25 ea.
SH3094	Retainer Ring for SH3090 trunnion assembly.	140476	6.25 ea.
SH510437	End Washer; 6210, 6211, 6230, 6231, 6250.	140469	29.95 ea.
SLN134	1-3/4" slotted nut for 1-3/4" axle.		14.75 ea.



DC211-TTR21



SH4924



SH3094



SH510437

Made in North America

Disc Blades for 6210, 6211, 6230, 6231, 6250 with 1-3/4" round axles

968	22" Smooth; 6mm (.236); 1-3/4" rd. axle; 2-1/2" concavity.	61.95 ea.
246	24" Smooth; 6mm (.236); 1-3/4" rd. axle; 3" concavity.	75.50 ea.

7410VT, 7430VT, 7431VT, 7450VT see pg. 156.



Easy one hand hook up.

Heavy Duty Aluminum Cylinder Stops



Fits 1" to 2.5" cylinder rods, available in 7 widths.

Order No.	Width	
CS19025	1/4"	8.90 ea.
CS19050	1/2"	11.25 ea.
CS19075	3/4"	12.80 ea.
CS19100	1"	14.50 ea.
CS19125	1-1/4"	16.50 ea.
CS19150	1-1/2"	17.95 ea.
CS19200	2"	21.50 ea.

SHOUP® Replacement Parts for Massey-Ferguson Discs




Order No.	Description - Fits Models	SHOUP Savings Price
DS209-TT5	Sealed Bearing; fits 520, 620, 820. Replaces MF No. 842303M1.	33.75 ea.
DS209-TTR5	Relube Bearing; fits 520, 620, 820. Replaces MF No's. 842323M1, 1066086M1.	39.95 ea.
SH47619	Full Spool for 7-3/8" spacing.	72.80 ea.
SH47618	Full Spool for 9-1/4" spacing.	74.90 ea.
Spools are heavy duty steel construction to fit 520, 620, 820.		
SH47624	2-3/4" Half Spool for 7-3/8" or 9-1/4" spacing.	48.50 ea.
SH47620	3-3/16" Half Spool for 7-3/8" spacing.	49.45 ea.
SH47621	5-1/16" Half Spool for 9-1/4" spacing.	54.50 ea.

Order No.	Blade Diameter - Edge Style	Thickness	Fits Axle Size	Concavity	SHOUP Savings Price
658-660	18" Smooth	3.5mm (.138)	1-1/8" or 1-1/4" sq.	1-3/4"	27.75 ea.
824-872	20" Smooth	4.5mm (.177)	1-1/8" or 1-1/4" sq.	2"	40.60 ea.
950-952	22" Smooth	4.5mm (.177)	1-1/8" or 1-1/4" sq.	2-1/2"	50.60 ea.
670-672	18" Notched	3.5mm (.138)	1-1/8" or 1-1/4" sq.	1-3/4"	35.40 ea.
825-873	20" Notched	4.5mm (.177)	1-1/8" or 1-1/4" sq.	2"	42.25 ea.
951-953	22" Notched	4.5mm (.177)	1-1/8" or 1-1/4" sq.	2-1/2"	51.50 ea.
SH664723	Lock Plate; fits 520, 620, 820.				4.25 ea.
HN114	1-1/4" Hex Nut.				3.25 ea.

1-1/4" square axles for MF 520, 620, 820 Discs

Axle lengths are measured below the head.

Order No.	Length x 1-1/4" Sq.	SHOUP Savings Price
DA401516	40-15/16"	86.95 ea.
DA4838	48-3/8"	104.20 ea.
DA5014	50-1/4"	105.65 ea.
DA5512	55-1/2"	111.85 ea.
DA5578	55-7/8"	112.25 ea.
DA5912	59-1/2"	116.20 ea.



Made in the U.S.A.

Order No.	Length x 1-1/4" Sq.	SHOUP Savings Price
DA6338	63-3/8"	120.65 ea.
DA6878	68-7/8"	128.05 ea.
DA701316	70-13/16"	143.80 ea.
DA7814	78-1/4"	144.50 ea.
DA87916	87-9/16"	154.25 ea.

Round axle sizes: 1", 1-1/8", 1-1/4", 1-1/2", 1-3/4".
Square axle sizes: 1", 1-1/8", 1-1/4", 1-1/2".

To assist manufacturing, please measure the dimensions for the diagram that matches your axle.

Style (specify A, B or C): _____

Length below head or overall length: _____

Length of threads: _____

Thread size: _____

Head size for Style C (specify 1, 2, 3 or 4): _____

Welded Head sizes available:

1

1-1/2" SQ
1/2" Thick

2

2" SQ
1/2" Thick

3

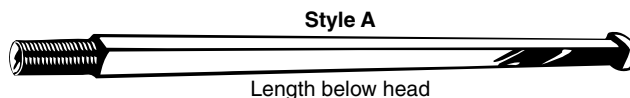
2-1/2" SQ
1/2" Thick

4


2-1/2" RD
5/8" Thick

Disc Axles Made to Order


Do you need an axle that is not listed in the catalog? SHOUP will make it for you.
Call 800-627-6137 to get a price and place your order.



Length below head



Overall length



Hex Nuts 1" through 1-3/4" see pg. 395.



BRG210

DS211-TTR13



SH45050



SH98003



Spools for 1-3/4" axles



SH45046
SH45047
SH45048

SH45031
SH45032
SH45040



Made in North America

SHOUP® Replacement Parts for Miller Discs

Fits Series I, II and Heavy Duty Disc equipped with 24" and 26" blades.

Order No.	Description - Fits Models	Replaces OEM No.	SHOUP Savings Price
BRG210	Bearing with Housing; 1-3/4" inside diameter.	4090001, 4090013	124.95 ea.
DS211-TTR13	Bearing only; 1-3/4" inside diameter.	4000044	55.90 ea.
DS211-TTR2	Bearing only; 2-3/16" inside diameter. For early models with cast spools that fit inside bearing.	4000005	49.75 ea.
Miller Disc Axles will be made to your specifications.			
SH98003	Bearing Guard.	9800003	12.50 ea.
SH45050	Steel Spool, concave end.	3445050	81.75 ea.
Discs with cast bearing spools must change both convex and concave end spools. (Example: 9" Spacing - use one SH45050 and SH45046.)			
SH45046	Steel Spool, convex end; for 9" spacing.	3445046	79.25 ea.
SH45047	Steel Spool, convex end; for 10-1/2" spacing.	3445047	85.50 ea.
SH45048	Steel Spool, convex end; for 12" spacing.	3445048	93.25 ea.
SH45031	9" Steel Full Spool.	3445031	84.95 ea.
SH45032	10-1/2" Steel Full Spool.	3445032	99.25 ea.
SH45040	12" Steel Full Spool.	3445040	110.75 ea.
SH32001	Front Scraper Blade (bolt-on type).	3200001	12.25 ea.
SH32002	Rear Scraper Blade (bolt-on type).	3200002	12.25 ea.
SLN134	1-3/4" slotted nut.		14.75 ea.
SH2414F	24" Front Notched Blade; 6.5mm (.256), 1-3/4" round axle. Concavity 2-5/8".		84.75 ea.
SH2414R	24" Rear Notched Blade; 6.5mm (.256), 1-3/4" round axle. Concavity 3-3/4".		85.75 ea.

SH3090 includes trunnion, relube bearing, shields, retainer.

SHOUP® Replacement Parts for Sunflower Discs



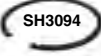
SH3095



DC211-TTR21



SH4924



SH3094



SH3107
SH3108



SH2816

SH510437



Made in North America



SH3090	Trunnion Bearing Assembly. Discs 1130, 1211, 1212, 1231, 1232, 1233, 1234, 1321, 1331, 1431, 1432, 1433, 1434, 1435, 1436, 1441, 1442, 1443, 1444, 1541, 1543, 1544, 1550, 6630, 6631. Disc Rippers 4306, 4310, 4311, 4410, 4411, 4511. Soil Conditioners 7211, 7212, 7231, 7232, 7251, 7252.	SN3090	87.95 ea.
SH53091	TILLXTREME™ maintenance free bearing assembly. Fits same models as SH3090.	SN53091	104.95 ea.
SH3095	Washer for SH3090, SH53091; 1-1/2" I.D, 2-1/4" O.D, 10 ga.	SN3095	2.25 ea.
DC211-TTR21	Bearing only; for SH3090 trunnion assembly.	SN3091	42.95 ea.
SH4924	Bearing Shield for DC211-TTR21, 2 used.	SN4924	3.25 ea.
SH3094	Retainer Ring for SH3090 trunnion assembly.	SN3094	6.25 ea.
SH2816	2-3/8" Spool, for 7-1/2" or 8-1/2" spacing. Discs 1130, 1211, 1212, 1231, 1232, 1233, 1234, 1321, 1331, 1431, 1432, 1433, 1434, 1435, 1436, 1441, 1442, 1443, 1444, 1541, 1543, 1544, 1550, 6630, 6631. Land Finishers with riveted flange bearings 6211, 6212, 6220, 6221, 6331, 6332, 6333, 6430, 6432, 6433.	SN2816	30.95 ea.
SH3107	3-1/8" Spool, for 7-1/2" spacing. Discs 1130, 1211, 1231, 1232, 1233, 1234, 1321, 1331, 1431, 1432, 1433, 1441, 1442, 1443, 1541, 1543, 6630, 6631. Land Finishers with riveted flange bearings 6211, 6212, 6220, 6221, 6331, 6332, 6333, 6430, 6432, 6433.	SN3107	33.95 ea.
SH3108	4-1/8" Spool, for 8-1/2" spacing. Discs 1211, 1212, 1231, 1232, 1233, 1234, 1321, 1331, 1431, 1432, 1433, 1434, 1435, 1436, 1441, 1442, 1443, 1444, 1541, 1543, 1544, 1550.	SN3108	34.50 ea.
SH510437	End Washer. Discs 1130, 1211, 1212, 1231, 1232, 1233, 1234, 1321, 1331, 1431, 1432, 1433, 1434, 1435, 1436, 1441, 1442, 1443, 1444, 1541, 1543, 1544, 1550, 6630, 6631. Land Finishers with riveted flange bearings. Disc Rippers 4306, 4310, 4311, 4410, 4411, 4511.	SN2723	29.95 ea.
SLN134	1-3/4" slotted nut.		14.75 ea.
917	20" Smooth Blade; 4.5mm (.177); 2" concavity; 1-3/4" round axle.		40.60 ea.
920	22" Smooth Blade; 4.75mm (.187); 2-1/2" concavity; 1-3/4" round axle.		54.50 ea.
968	22" Smooth Blade; 6mm (.236); 2-1/2" concavity; 1-3/4" round axle.		61.95 ea.
246	24" Smooth Blade; 6mm (.236); 3-1/4" concavity; 1-3/4" round axle.		75.50 ea.

SHOUP® Replacement Parts for White/Oliver & Ford Discs



Order No.	Description - Fits Models	Fits Axle Size	SHOUP Savings Price
DS208-TT7 80MS	Sealed Bearing. White/Oliver 251, 252, 253. Ford 240. Flange Set; use with DS208-TT7.	1-1/8" rd.	26.95 ea. 16.30 set
DS208-TTR8 G80MSA	Relube Bearing. White/Oliver 254, 255, 256, 263, 264; early 271, 272. Ford 240, 241, 242. Flange Set; use with DS208-TTR8.	1-1/8" sq.	29.50 ea. 18.50 set
FD209RM NTN brand PB209RM PEER brand	Relube Bearing, riveted flange. White/Oliver late 271, 272 discs. Relube Bearing, same models as FD209RM. For TILLXTREME™ maintenance free bearing see pg. 151.	1-1/8" sq.	61.95 ea. 47.95 ea.
FD209RB NTN brand PB209RB PEER brand	Relube Bearing, riveted flange. White/Oliver 273, 274. Ford 242. Relube Bearing, same models as FD209RB.	1-1/2" rd.	61.95 ea. 38.95 ea.
DS211-TTR3	Relube Bearing. White/Oliver 265, 281. Ford 243, 246.	1-1/2" sq.	51.95 ea.
SH21756	7-1/2" Full Spool; White/Oliver 251, 252, 253, 254, 255, 256, 263, 264, 271, 272. Ford 240, 241.	1-1/8" sq./rd.	69.95 ea.
SH21757	9" Full Spool; White/Oliver 251, 252, 253, 263, 264, 271, 272. Ford 240, 241, 242.	1-1/8" sq./rd.	71.95 ea.
SH21758	2-3/8" Half Spool; 7-1/2" spacing White/Oliver 251, 252, 253, 254, 255, 256, 263, 264, 271, 272. Ford 240, 241. 9" spacing White/Oliver 271, 272. Ford 242.	1-1/8" sq./rd.	44.50 ea.
SH23743	3-5/16" Half Spool; 7-1/2" spacing White/Oliver 271, 272.	1-1/8" sq.	43.60 ea.
SH21759	3-5/8" Half Spool; 7-1/2" and 9" spacing White/Oliver 254, 255, 256, 263, 264. Ford 241.	1-1/8" sq.	47.50 ea.
SH21760	3-13/16" Half Spool; 9" spacing (Style B) White/Oliver 251, 252, 253, 263, 264. Ford 240, 241.	1-1/8" sq./rd.	45.95 ea.
SH12614	3-7/8" Half Spool; 7-1/2" or 9" spacing (Style A) White/Oliver 251, 252, 253. Ford 240.	1-1/8" sq./rd.	46.75 ea.
SH23738	4-3/4" Half Spool; 9" spacing with FD209RM bearing White/Oliver 271, 272.	1-1/8" sq.	47.95 ea.
SH23157	5-1/8" Half Spool; 9" spacing with DS208-TTR8 bearing White/Oliver 271, 272. Ford 242.	1-1/8" sq.	48.25 ea.
SH468584	Cast Bumper Washer; 7-1/4" O.D., 1-3/8" thick.	1-1/8" sq.	27.95 ea.
SH238818	7-1/2" Full Spool; White/Oliver 273, 274.	1-1/2" rd.	64.95 ea.
SH238803	9" Full Spool; White/Oliver 273, 274. Ford 242.	1-1/2" rd.	69.95 ea.
SH238801	2-3/8" Half Spool; 7-1/2" spacing White/Oliver 273, 274 (2 used). 9" spacing White/Oliver 273, 274 (1 used). Ford 242.	1-1/2" rd.	46.50 ea.
SH238802	4-3/4" Half Spool; 9" spacing White/Oliver 273, 274. Ford 242.	1-1/2" rd.	46.50 ea.




Order No.	Diameter - Edge	Thickness	Fits Axle Size	Concavity	
658-660	18" Smooth	3.5mm (.138)	1-1/8" sq.	1-3/4"	27.75 ea.
824-872	20" Smooth	4.5mm (.177)	1-1/8" sq.	2"	40.60 ea.
950-952	22" Smooth	4.5mm (.177)	1-1/8" sq.	2-1/2"	50.60 ea.
670-672	18" Notched	3.5mm (.138)	1-1/8" sq.	1-3/4"	35.40 ea.
825-873	20" Notched	4.5mm (.177)	1-1/8" sq.	2"	42.25 ea.
951-953	22" Notched	4.5mm (.177)	1-1/8" sq.	2-1/2"	51.50 ea.
490	18" Smooth	4.5mm (.177)	1-1/8" rd.	1-3/4"	35.90 ea.
824	20" Smooth	4.5mm (.177)	1-1/8" rd.	2"	40.75 ea.
586	18" Smooth	4mm (.157)	1-1/2" rd.	1-3/4"	34.15 ea.
152	20" Smooth	4.75mm (.187)	1-1/2" rd.	2"	42.05 ea.
718	22" Smooth	4.75mm (.187)	1-1/2" rd.	2-1/2"	54.10 ea.
153	20" Notched	4.75mm (.187)	1-1/2" rd.	2"	44.25 ea.
719	22" Notched	4.75mm (.187)	1-1/2" rd.	2-1/2"	56.50 ea.

1-1/8" square axle blades fit White/Oliver 254, 255, 256, 263, 264, 271, 272. Ford 240, 241, 242.

1-1/8" round axle blades fit White/Oliver 251, 252, 253. Ford 240, 241.

1-1/2" round axle blades fit White/Oliver 273, 274. Ford 242.

White Disc - Shoup Parts For (Cont.)



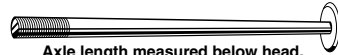
Axle length measured below head.

1-1/8" square axles for White/Oliver 254, 255, 256, 263, 264, 271, 272. Ford 240, 241, 242.

Order No.	Length 1-1/8" Sq.	SHOUP Savings Price
SH2634	26-3/4"	54.12 ea.
SH3114	31-1/4"	57.05 ea.
SH4014	40-1/4"	65.25 ea.
SH4134X	41-3/4"	66.50 ea.
SH4914	49-1/4"	85.18 ea.
SH5634	56-3/4"	92.09 ea.

Order No.	Length 1-1/8" Sq.	SHOUP Savings Price
SH5814	58-1/4"	93.56 ea.
SH6414	64-1/4"	99.03 ea.
SH6714	67-1/4"	101.63 ea.
SH7134	71-3/4"	105.15 ea.
SH7614	76-1/4"	109.10 ea.

Order No.	Length 1-1/8" Sq.	SHOUP Savings Price
SH7914	79-1/4"	111.85 ea.
SH8514	85-1/4"	116.95 ea.
SH8634	86-3/4"	118.28 ea.
SH9414	94-1/4"	124.01 ea.



Axle length measured below head.

1-1/8" round axles for White/Oliver 251, 252, 253. Ford 240.

Order No.	Length 1-1/8" Rd.	SHOUP Savings Price
WA2600	.26"	98.40 ea.
WA3912	39-1/2"	104.15 ea.
WA4100	.41"	106.75 ea.
WA4812	48-1/2"	110.90 ea.
WA5614	56-1/4"	115.25 ea.

Order No.	Length 1-1/8" Rd.	SHOUP Savings Price
WA5712	57-1/2"	115.95 ea.
WA6334	63-3/4"	119.40 ea.
WA6634	66-3/4"	121.00 ea.
WA7114	71-1/4"	123.50 ea.

Order No.	Length 1-1/8" Rd.	SHOUP Savings Price
WA7534	75-3/4"	125.95 ea.
WA7834	78-3/4"	127.75 ea.
WA8434	84-3/4"	131.05 ea.
WA8614	86-1/4"	131.95 ea.



Axle length measured below head.

1-1/2" round axles for White/Oliver 273, 274. Ford 242.

Order No.	Length 1-1/2" Rd.	SHOUP Savings Price
DA4114W	41-1/4"	83.15 ea.
DA4234W	42-3/4"	85.20 ea.
DA5014W	50-1/4"	110.55 ea.
DA5734W	57-3/4"	120.90 ea.
DA5914W	59-1/4"	126.75 ea.
DA6514W	65-1/4"	129.95 ea.

Order No.	Length 1-1/2" Rd.	SHOUP Savings Price
DA6814W	68-1/4"	134.30 ea.
DA7234W	72-3/4"	139.60 ea.
DA7714W	77-1/4"	145.40 ea.

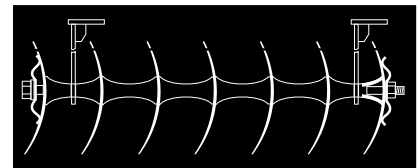
Order No.	Length 1-1/2" Rd.	SHOUP Savings Price
DA8614W	86-1/4"	156.95 ea.
DA8734W	87-3/4"	158.95 ea.
DA9514W	95-1/4"	168.65 ea.

Order No.	Description - Fits Models	
SH45161	Lock Plate for 1-1/8" axle. White/Oliver 251, 252, 253, 254, 255, 256, 263, 264, 271, 272. Ford 241, 242.	2.49 ea.
SH237847	Lock Plate for 1-1/2" axle. White/Oliver 273, 274. Ford 242.	3.95 ea.
HN118	1-1/8" Hex Nut.	2.40 ea.
HN112	1-1/2" Hex Nut.	6.50 ea.
SH36885	Wheel Bearing Kit; contains inner and outer bearings, inner and outer cups, seal, dust cap. White/Oliver 251, 252, 253, 254, 255, 256, 263, 264. Ford 240, 241.	22.50 kit
SH36890	6-Bolt Hub for SH36885 bearing kit.	62.95 ea.
SH23585	Wheel Bearing Kit; contains inner and outer bearings, inner and outer cups, external seal, wear sleeve, dust cap. White 265, 273, 274, 281; late 271, 272 that use an external seal and wear sleeve. Ford 242, 243, 246.	26.50 kit
280551	6-Bolt Hub for SH23585 bearing kit.	43.50 ea.
SH21610	Wheel Bearing Kit; contains inner and outer bearings, inner and outer cups, internal seal and dust cap. Fits early model 271, 272 that use an internal style seal.	25.50 kit
SH21615	6-Bolt Hub for SH21610 bearing kit.	69.95 ea.

"Dura-Tight" Gang Bolt End Washer

Eliminates the need for re-tightening gang bolt assemblies when looseness or deformation occurs.

When tightened, the Dura-Tight washer maintains a constant holding force on the component assembly. If looseness occurs, the high quality, high strength steel seeks to return to its original shape, automatically re-tightening the assembly.



7" Outside Diameter
5/16" thick steel

Order No.	Fits Axle Sizes	
SH510537	1" square, 1-1/8" square, 1-1/8" round axles.	29.95 ea.
SH510540	1-1/4" square, 1-1/2" round axles.	29.95 ea.
SH510538	1-1/2" square axles.	29.95 ea.
SH510437	1-3/4" round axles.	29.95 ea.

DISC BEARINGS

NTN®



FD Series Riveted Flange
Triple lip seal



SH129753

Order No.	Replaces Fafnir No.	Used On	Bore Size	SHOUP Savings Price
FD209RA (NTN)	DHU491A	Case-IH, Remlinger, Sunflower	1-3/4" RD	36.95
PB209RA (PEER)	DHU491A	Case-IH, Remlinger, Sunflower	1-3/4" RD	29.95
FD209RB (NTN)	DHU1-1/2R209	Ford, Great Plains, Kent, Kuhn Krause, Salford	1-1/2" RD	61.95
PB209RB (PEER)	DHU1-1/2R209	Ford, Great Plains, Kent, Kuhn Krause, Salford	1-1/2" RD	38.95
FD209RK (NTN)	DHU1-1/4S209	Kent, Kuhn Krause, Sunflower	1-1/4" SQ	64.95
FD209RM (NTN)	DHU1-1/8S209	Sunflower, FlexKing, Kewanee, Kongskilde	1-1/8" SQ	61.95
PB209RM (PEER)	DHU1-1/8S209	Sunflower, FlexKing, Kewanee, Kongskilde	1-1/8" SQ	47.95
FD211RB (NTN)	DHU2-3/16R211	Case-IH; New Holland ST460	2-3/16" RD	81.95
FD211RE (PEER)	DHU1-3/4R211	Kuhn Krause, Case-IH	1-3/4" RD	59.75
FD211RJ (NTN)	—	Bush Hog, Do-All, JD, Case-IH, Noble	1-15/16" RD	86.95
C115	Locking Collar for FD211RJ			8.50
FD211RM (NTN)	DHU112S211	Kewanee; Precision 3200, Landoll 7130, Wil-Rich	1-1/2" SQ	104.95
SH129753	Cast Bearing Guard for square riveted bearing flanges.			9.50



TILLXTREME™



PEER® TILLXTREME™ Maintenance Free Bearings

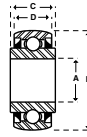
Designed for the challenging conditions faced during tillage. TILLXTREME™ bearings feature patented sealing solutions for protection against dirt, crop residue and moisture in even the harshest environments. TILLXTREME™ bearings are sealed eliminating the possibility of contamination and the need for relubrication.

Order No.	Replaces NTN No.	Used On	Bore Size	
TE209RA	FD209RA	Case-IH, Remlinger, Sunflower	1-3/4" RD	53.95
TE209RB	FD209RB	Ford, Glencoe, Great Plains, Kent, Kuhn Krause, Landoll, McFarlane, Salford, White	1-1/2" RD	67.95
TE209RK	FD209RK	Case-IH, Kent, Kuhn Krause, Summers, Sunflower	1-1/4" SQ	69.95
TE209RM	FD209RM	Sunflower, FlexKing, Kewanee, White, Kongskilde	1-1/8" SQ	67.95
TE211RB	FD211RB	Case-IH; New Holland ST460	2-3/16" RD	93.75
TE211RJ	FD211RJ	Bush Hog, Do-All, JD, Case-IH, Noble	1-15/16" RD	96.95
TE211RM	FD211RM	Brillion, Kewanee; Landoll 7130, McFarlane, Wil-Rich	1-1/2" SQ	109.95

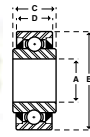
Disc Bearing Flanges see pg. 152.
Cast Iron Flanges see pg. 350.



DS Series - Curved Outer Race



DC Series - Flat Outer Race



Order No.	Replaces Fafnir No.	Used On	Sealed/Relube	Bore (A)	O.D. (B)	Inside Width (C)	Outside Width (D)	Uses Flange	
DC208-TT	W208K3E7440	Case; John Deere AW, AWS; BW, BWN (8'6", 9'10"); E, FWA, KBA, KBL, RW, RWA.	Sealed	1-1/8" SQ	3.150"	1.688"	1.279"	—	46.75
DS208-TT2A	W208PPB2	MF 36, 52, 72	Sealed	1-1/2" RD	3.150"	1.688"	1.188"	80MS	45.25
DC208-TT5	W208PP5	Athens, Burch, JD, Forrest City, IH, Kewanee, MF, Multi-Purpose, Piper	Sealed	1-1/8" SQ	3.150"	1.438"	.709"	—	24.95
DS208-TT5	W208PPB5	Amco, Burch, Brillion Pulverizer, Bush Hog, Case, JD, IH, Kewanee, Kuhn Krause, MF, Tuffline, White	Sealed	1-1/8" SQ	3.150"	1.438"	.709"	80MS	29.95
DS208-TTR5	GW208PPB5	Amco	Relube	1-1/8" SQ	3.150"	1.438"	.945"	G80MSA	39.95
DS208-TT6	W208PPB6	Amco, Bush Hog, Case, MF	Sealed	1" SQ	3.150"	1.438"	.709"	80MS	26.50
DS208-TT7	W208PPB7	AC, Kuhn Krause, Oliver	Sealed	1-3/16" RD	3.150"	1.188"	.709"	80MS	26.95
DC208-TT8	W208PP8	Brillion, Case, JD, Kewanee	Sealed	1-1/8" SQ	3.150"	1.438"	1.188"	—	27.95
DS208-TT8	W208PPB8	Amco, Case, Oliver	Sealed	1-1/8" SQ	3.150"	1.438"	1.188"	80MS	26.95
DS208-TTR8	GW208PPB8	Amco, Ford, Kewanee	Relube	1-1/8" SQ	3.150"	1.438"	1.188"	G80MSA	29.50
DS208-TT9	W208PPB9	Oliver, White	Sealed	1" SQ	3.150"	1.438"	1.188"	80MS	40.95
DSH208-TTR	GW208PPB29	Allis Chalmers 2100, 2300	Relube	1-1/4" HEX	3.150"	1.435"	1.186"	—	34.95
DC209-TTR5	GW209PP5	Allis Chalmers 1500 Min-Til; 2500 with cushion gang	Relube	1-1/4" SQ	3.340"	1.440"	1.190"	—	39.75
DS208-TT11	W208PPB11	Blanton, King, Long, Multi-Purpose, Taylorway, Tuffline	Sealed	7/8" SQ	3.376"	1.438"	1.188"	87MS	38.95
DS208-TT12	W208PPB12	Blanton, Bush Hog, Case, IHC-Long, Kewanee, King, MF, Rome, Taylorway	Sealed	1-1/8" SQ	3.376"	1.438"	1.188"	87MS	31.90
DC208-TTR17	GW208PP17	Bush Hog; Hesston 2420	Relube	1-1/8" SQ	3.376"	1.438"	1.188"	—	32.95

Order No.	Replaces Fafnir No.	Used On	Sealed/Relube	Bore (A)	O.D. (B)	Inside Width (C)	Outside Width (D)	Uses Flange	SHOUP Savings Price
DS209-TT2	W209PPB2	AC, Bush Hog, JD, Ford, Kuhn Krause, MF, Oliver, White	Sealed	1-3/4" RD	3.347"	1.188"	1.188"	85MS	32.50
DS209-TTR2	GW209PPB2	Ford, Kewanee; Miller V, VI tandem disc; NH TD50, TD100 tandem disc.	Relube	1-3/4" RD	3.347"	1.188"	1.188"	G85MSA	32.90
DS209-TT4	W209PPB4	Glencoe, Kuhn Krause, Dunham	Sealed	1-1/2" RD	3.347"	1.188"	1.188"	85MS	29.95
DS209-TTR4	GW209PPB4	Glencoe, Kuhn Krause; Sunflower E, F, TA1, 1230	Relube	1-1/2" RD	3.347"	1.188"	1.188"	G85MSA	32.95
DS209-TT5	W209PPB5	JD, MF, Piper	Sealed	1-1/4" SQ	3.347"	1.438"	1.188"	85MS	33.75
DS209-TTR5	GW209PPB5	AC 2500 with standard rigid gang; MF	Relube	1-1/4" SQ	3.347"	1.438"	1.188"	G85MSA	39.95
DS209-TT6	W209PPB6	Case	Sealed	1-1/2" RD	3.376"	1.188"	1.188"	87MS	45.95
DS209-TT6E	—	IH 37, 132	Sealed	1-3/4" RD	3.347"	1.688"	1.312"	—	49.50
DC209-TTR8	GW209PP8	Case-IH	Relube	1-1/4" SQ	3.347"	1.438"	.866"	—	49.95
DS209-TTR8	GW209PPB8	Lilliston, Midland, Pico	Relube	1-1/4" SQ	3.347"	1.438"	.866"	G85MSA	42.95
DS209-TTR10	GW209PPB11	JD 210, 220, 230	Relube	1-3/4" RD	3.347"	1.438"	.866"	G85MSA	31.95
DS210-TT2	W210PPB2	Amco, Bush Hog, MF, Schafer	Sealed	1-15/16" RD	3.543"	1.188"	1.188"	90MS	37.90
DS210-TTR2	GW210PPB2	Amco, Case, Ezee-On	Relube	1-15/16" RD	3.543"	1.188"	1.188"	G90MSA	46.50
DS210-TT4	W210PPB4		Sealed	1-1/8" SQ	3.543"	1.188"	1.188"	90MS	59.50
DS210-TTR4	GW210PPB4	Big Blue, Case, Kewanee	Relube	1-1/8" SQ	3.543"	1.188"	1.188"	G90MSA	63.95
DS210-TT5	W210PPB5	Kuhn Krause	Sealed	1-3/4" RD	3.543"	1.188"	1.188"	90MS	45.95
DS210-TTR5R	GW210PPB5	Kuhn Krause	Relube	1-3/4" RD	3.543"	1.188"	1.188"	G90MSA	55.30
DC210-TTR9	GW210PP9	Bush Hog	Relube	1-15/16" RD	3.543"	1.438"	.906"	—	57.95
DC211-TTR2	GW211PP2	Athens, Bush Hog, JD	Relube	2-3/16" RD	3.937"	1.313"	1.313"	—	68.25
DS211-TT2	W211PPB2	AC, IH, MF, Schafer, Wilbeck	Sealed	2-3/16" RD	3.937"	1.313"	1.313"	100MS	49.75
DS211-TTR2	GW211PPB2	Bush Hog, Crustbuster; Hiniker 7500, Hutchmaster, IH, Miller	Relube	2-3/16" RD	3.937"	1.313"	1.313"	G100MSA	49.75
DC211-TT3	W211PP3	AC, Amco, Athens, Bush Hog, Ford, Kewanee, MF	Sealed	1-1/2" SQ	3.937"	1.313"	1.313"	—	42.95
DC211-TTR3	GW211PP3	AC 2600 with cushion gang, Amco, Blanton, Brillion, Burch, Bush Hog, Case, GreenLine, Multi-Purpose, Taylorway	Relube	1-1/2" SQ	3.937"	1.313"	1.313"	—	56.80
DS211-TT3	W211PPB3	AC, Amco, Athens, Farmhand, Ford, IH; MF 30,40,720,730	Sealed	1-1/2" SQ	3.937"	1.313"	1.313"	100MS	41.95
DS211-TTR3	GW211PPB3	AC 2600 with standard rigid gang, Amco, Athens, Brillion, Burch, Bush Hog, Case, Ford, GreenLine, MF; White 281	Relube	1-1/2" SQ	3.937"	1.313"	1.313"	G100MSA	51.95
DC211-TTR4	GW211PP4	Amco	Relube	1-1/2" SQ	3.937"	1.750"	1.313"	—	52.95
DS211-TT4	—	IH 500 Disc (old style)	Sealed	2-3/16" RD	3.937"	2.187"	1.312"	100MS	62.95
DS211-TT6	W211PPB6	Long, Taylorway	Sealed	1-1/2" SQ	4.125"	1.750"	1.438"	—	63.95
DS211-TTR8R	GW211PPB8	AC, Kuhn Krause, Crustbuster	Relube	2-3/16" RD	3.937"	1.313"	.984"	G100MSA	64.25
DS211-TTR9	GW211PPB9	JD	Relube	2-3/16" RD	3.937"	1.563"	.984"	G100MSA	46.90
DS211-TTR13	GW211PPB13	Ford 250, Miller; Sunflower G2, G3, G4, 1320, 1330, 1430, 1440, 1540	Relube	1-3/4" RD	3.937"	1.313"	.984"	G100MSA	55.90
DS211-TTR14	GW211PPB14	GreenLine	Relube	2" RD	3.937"	1.313"	.984"	G100MSA	56.95
DC211-TTR21	—	Sunflower, Landoll	Relube	1-3/4" RD	3.937"	1.750"	1.313"	—	42.95
DC214-TTR2	GW214PP2	Amco, Bush Hog	Relube	2-3/4" RD	4.921"	1.560"	1.560"	—	96.75

Disc Harrow Bearing Flanges



SH38474

Cast bearing guard bolts onto round flanges to keep dirt and trash away from bearing.



Sold as pairs.

Order No.

SH38474 8.40 ea.

Bearing guard for round flanges.

Order No.	Description	Inside Diameter	
80MS	80mm non-greasable.	3.150"	16.30 set
G80MSA	80mm greasable.	3.150"	18.50 set
85MS	85mm non-greasable.	3.347"	16.70 set
G85MSA	85mm greasable.	3.347"	18.80 set
87MS	87mm non-greasable.	3.376"	19.95 set
90MS	90mm non-greasable.	3.543"	17.95 set
G90MSA	90mm greasable.	3.543"	21.25 set
100MS	100mm non-greasable.	3.937"	22.35 set
G100MSA	100mm greasable.	3.937"	23.90 set



Don't live with plugged up grease fittings any more. Grease Buster will penetrate that old fitting. Heavy Grease Buster, 7/16" dia. shaft.

Order No.	Price
GB200	55.95 ea.

Disc Blades

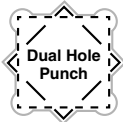
Made in North America

Smooth and Notched Disc Blades



Heat-treated boron steel.
Meets or exceeds OEM specifications.

1 year warranty from date of purchase for defects in material or workmanship only.



Flat Center Blades for Case-IH



SawTooth Blades

Unique saw tooth design cuts through tough residue. As the cutting edge wears, blades stay aggressive for extended life.



13 Wave Flat Blades for Discs & Soil Savers



Order No.	Edge	Diameter - Thickness	Axle Size	Concavity	SHOUP Savings Price
484-486	Smooth	16" - 3.5mm (.138)	1" or 1-1/8" Sq.	1-1/2"	23.00
565	Notched	18" - 3.5mm (.138)	7/8" Sq. or 1" Rd.	1-3/4"	31.10
658-660	Smooth	18" - 3.5mm (.138)	1-1/8" or 1-1/4" Sq.	1-3/4"	27.75
670-672	Notched	18" - 3.5mm (.138)	1-1/8" or 1-1/4" Sq.	1-3/4"	35.40
586	Smooth	18" - 4mm (.157)	1-1/2" Rd.	1-3/4"	34.15
490	Smooth	18" - 4.5mm (.177)	1-1/8" Sq. or 1-1/8" Rd.	1-3/4"	35.90
824-872	Smooth	20" - 4.5mm (.177)	1-1/8" or 1-1/4" Sq.	2"	40.60
825-873	Notched	20" - 4.5mm (.177)	1-1/8" or 1-1/4" Sq.	2"	42.25
991	Smooth	20" - 5mm (.197)	1-1/8" or 1-1/4" Sq.	1-5/8"	47.95
824	Smooth	20" - 4.5mm (.177)	1-1/8" Sq. or 1-1/8" Rd.	2"	40.75
820	Smooth	20" - 4.5mm (.177)	1-1/2" Sq.	2"	40.50
917	Smooth	20" - 4.5mm (.177)	1-3/4" Rd.	2"	40.60
152	Smooth	20" - 4.75mm (.187)	1-1/2" Rd.	2"	42.05
153	Notched	20" - 4.75mm (.187)	1-1/2" Rd.	2"	44.25
SH4477	Smooth	20" - 5mm (.197)	1-1/2" Sq.	1/2"	49.95
SH4479	Smooth	20" - 6mm (.236)	1-1/2" Sq.	1/2"	54.95
858	Smooth	20" - 6.5mm (.256)	1-1/2" Sq.	2"	61.05
926	Smooth	20" - 6.5mm (.256)	1-3/4" Rd.	1-5/16"	61.25
950-952	Smooth	22" - 4.5mm (.177)	1-1/8" or 1-1/4" Sq.	2-1/2"	50.60
951-953	Notched	22" - 4.5mm (.177)	1-1/8" or 1-1/4" Sq.	2-1/2"	51.50
718	Smooth	22" - 4.75mm (.187)	1-1/2" Rd.	2-1/2"	54.10
719	Notched	22" - 4.75mm (.187)	1-1/2" Rd.	2-1/2"	56.50
920	Smooth	22" - 4.75mm (.187)	1-3/4" Rd.	2-1/2"	54.50
968	Smooth	22" - 6mm (.236)	1-3/4" Rd.	2-1/2"	61.95
216	Smooth	22" - 6.5mm (.256)	1-1/8" or 1-1/4" Sq.	2-5/16"	74.80
256	Smooth	22" - 4.75mm (.187)	1-1/8" Sq.	Deep Cone	66.00
965	Smooth	22" - 6.5mm (.256)	1-1/8" or 1-1/4" Sq.	Deep Cone	91.95
958	Smooth	22" - 6mm (.236)	1-1/2" Sq.	2-1/2"	61.75
224	Smooth	22" - 6.5mm (.256)	1-3/4" Rd.	1-15/16"	73.60
242	Smooth	24" - 6.5mm (.256)	1-1/8" or 1-1/4" Sq.	2-1/2"	83.85
243	Notched	24" - 6.5mm (.256)	1-1/8" or 1-1/4" Sq.	2-1/2"	84.50
245	Smooth	24" - 6mm (.236)	1-1/2" Sq. or 1-5/8" Rd.	3-1/4"	74.50
244	Notched	24" - 6mm (.236)	1-1/2" Sq. or 1-5/8" Rd.	3-1/4"	77.30
246	Smooth	24" - 6mm (.236)	1-3/4" Rd.	3-1/4"	75.50
998	Smooth	24" - 6.5mm (.256)	2" Rd.	2-1/2"	83.50
997	Notched	24" - 6.5mm (.256)	2" Rd.	2-1/2"	84.80
SH2414F	Notched	24" - 6.5mm (.256)	1-3/4" Rd.	2-5/8"	84.75
SH2414R	Notched	24" - 6.5mm (.256)	1-3/4" Rd.	3-3/4"	85.75
504FB	Smooth	18" - 4.5mm (.177)	1-1/8" Sq.	1-3/4"	34.75
606FB	Smooth	20" - 4.5mm (.177)	1-1/8" Sq.	2"	43.25
607FB	Notched	20" - 4.5mm (.177)	1-1/8" Sq.	2"	41.15
612FB	Smooth	20" - 4.75mm (.187)	1-1/2" Rd.	2"	43.65
706FB	Smooth	22" - 4.5mm (.177)	1-1/8" Sq.	2-1/2"	49.70
707FB	Notched	22" - 4.5mm (.177)	1-1/8" Sq.	2-1/2"	50.20
712FB	Smooth	22" - 4.75mm (.187)	1-1/2" Rd.	2-1/2"	52.70
240FB	Smooth	24" - 6mm (.236)	1-1/2" Sq.	3"	72.25
261FB	Smooth	26-1/2" - 6.5mm (.256)	1-1/2" Sq.	3-1/4"	94.95
870	SawTooth	20" - 5mm (.197)	1-1/8" Sq.	1-1/4"	61.30
880	SawTooth	22" - 5mm (.197)	1-1/8" Sq.	1-1/2"	70.25
885	SawTooth	22" - 5mm (.197)	1-1/2" Rd.	1-1/2"	70.25

Order No.	Dia. - Thickness	Axle Size	Concavity	SHOUP Savings Price
770	20" - 5mm (.197)	1-1/8" or 1-1/4" Sq.	1.73"	61.50
775	20" - 5mm (.197)	1-1/2" sq. or 1-1/2" Rd.	1.73"	61.50
780	22" - 5mm (.197)	1-1/8" or 1-1/4" Sq.	2.17"	69.80
785	22" - 5mm (.197)	1-1/2" sq. or 1-1/2" Rd.	2.17"	69.80

Order No.	Dia. - Thickness	Axle Size	Width	SHOUP Savings Price
W201814	20" - 4.5mm (.177)	1-1/8" or 1-1/4" Sq.	1"	61.95
W20112	20" - 4.5mm (.177)	1-1/2" Rd.	1"	61.95
W20134	20" - 4.5mm (.177)	1-1/2" sq. or 1-3/4" Rd.	1"	61.95

SHOUP® Replacement Parts for Vertical Tillage Tools



Order No.	Description - Fits Models	Replaces OEM No.	SHOUP Savings Price
CASE-IH True-Tandem™ 330 Turbo, 335VT			
		See pgs. 138-139 for Case-IH 1-1/2" round spools and axles.	
SH193906	Relube Bearing; for cast trunnion. 330, 335VT.	193906A1	78.75 ea.
SH193929	Shield; for SH193906.	193929A1	4.75 ea.
SH12433	Retaining Ring; for SH193906.	87016938	9.75 ea.
SH193907	Trunnion Housing. 330, 335VT.	193907A1	56.95 ea.
SH197334	Trunnion Bushing. 330, 335VT.	197334A1	19.50 ea.
SH195109	Trunnion Mount. 330, 335VT.	195109A1	35.95 ea.
FD209RA NTN brand	Relube Bearing, riveted flange, 1-3/4" rd. bore; For rolling basket. Early 330.	ST491A	36.95 ea.
FD209RK NTN brand	Relube Bearing, riveted flange, 1-1/4" sq. bore; For rolling basket. Late 330.	84151226	64.95 ea.
TE209RK	TILLXTREME™ maintenance free bearing, riveted flange, 1-1/4" sq. bore. For rolling basket. 335VT; update on Late 330.	47451691	69.95 ea.
SH87572	20" Turbo Flute Blade; 6.5mm (.256), 1-1/2" rd. axle, 1-1/4" concavity. 330. right front, left rear gangs.	87630572, 47654438	64.95 ea.
SH87573	20" Turbo Flute Blade; 6.5mm (.256), 1-1/2" rd. axle, 1-1/4" concavity. 330. left front, right rear gangs.	87630573, 47654439	64.95 ea.
SH47933	20" SawTooth Blade; 6.5mm (.256), 1-1/2" rd. axle, 1-1/4" concavity. 330, 335VT. right front, left rear gangs.	47827933	96.95 ea.
SH47934	20" SawTooth Blade; 6.5mm (.256), 1-1/2" rd. axle, 1-1/4" concavity. 330, 335VT. left front, right rear gangs.	47827934	96.95 ea.
SH87202	8-Bolt Hub, main frame. 330 (22 to 34 ft.); also fits wings 330 (31 & 34 ft.).	87407202	129.00 ea.
SH94340	Wheel bearing kit for SH87202.	B94340	89.95 kit
913557	Lug Nut for SH87202 hub.	554480R1	1.59 ea.
SH169329	Seal (only) for SH87202 hub.	169329C91	29.25 ea.
SH169328	Wear ring for SH169329 seal.	169328C1	19.75 ea.
909912	Dust Cap for SH87202 hub.	86900188	4.55 ea.
SH87611	6-Bolt Hub, for wings. 330 (22, 25, 42, 47 ft.).	87426111, 87517019	97.50 ea.
SH123096	Wheel bearing kit for SH87611 hub.		42.95 kit
280511	6-Bolt Hub, stabilizer wheel. 330 (22 to 34 ft.).	28270900, 84421942	62.95 ea.
BK709	Wheel bearing kit for 280511.		29.95 kit
SH47154	6-Bolt Hub, stabilizer wheel. 330 (42 & 47 ft.).	28278300, 47465154	74.95 ea.
SH47160	Wheel bearing kit for SH47154.		23.95 kit
JOHN DEERE 2623VT, 2633VT, 2660VT			
SH503847	22" Wavy Rear Blade; 5mm (.197), 2" rd. axle, 2" concavity. 2623VT, 2633VT.	N403847	73.95 ea.
SH342916	22" Smooth Front Blade; 5mm (.197), 2" rd axle, 2" concavity. 2623VT, 2633VT.	N242916	63.95 ea.
SH342996	22" Smooth Front Blade; 6.5mm (.256), 2" rd axle, 2" concavity. 2623VT, 2633VT.	N242996	72.95 ea.
SH99792	22" SoilRazor™ Blade; 6.5mm (.256), 2" rd. axle. 2660VT.	KK89792	109.95 ea.
SH16196	Sealed Bearing with nylon liner for disc gang. 2623VT with 2 bolt split bearing housing. Also rolling baskets with 3 bolt housing on 2623VT, 2633VT, 2660VT.	AKK16196	74.50 ea.
SH342933	Upper Gang Bearing Housing for SH16196.	N242933	38.95 ea.
SH342934	Lower Gang Bearing Housing for SH16196.	N242934	20.50 ea.
SH38637	Relube Bearing for disc gang. 2633VT, 2660VT.	AKK22197, AA28186	33.95 ea.
FL635	Flange set, 4-bolt; use with SH38637.		15.95 set
SH46772	Gasket use with FL635 flange set.	A36772	2.25 ea.
SH40637	Bearing Kit; includes SH38637, flanges, gasket, hdw.	AA30942, AKK33315	48.95 kit
SH505093	Scraper, 5" wide. 2623VT, 2633VT.	N405093	14.25 ea.
SH45642	Spiral Pin; use with SH505093.		.75 ea.
SH52984	Tension spring for 7-1/4" spacing. 2623VT, 2633VT.	A42984	6.69 ea.



Order No.	Description - Fits Models	Replaces OEM No.	SHOUP Savings Price
GREAT PLAINS Turbo-Chopper, Turbo-Max, Turbo-Till, Ultra-Till			
SH82011	20" VT Wave Blade; 6.5mm (.256), 5/8" width, 1-3/4" rd. axle. Turbo-Chopper, Turbo-Max, Turbo-Till. Will replace 5mm 820-261C blade.	820-011C	79.95 ea.
SLN134	1-3/4" slotted nut.	803-339C	14.75 ea.
Turbo-Till to s/n 2067NN.			
SH40637	Bearing Kit, disc gang with flange style bearing. Includes relube bearing, flanges, gasket, hardware.	822-207C	48.95 kit
SH38637	Relube Bearing only; same applications as SH40637.		33.95 ea.
FL635	Flange Set; use with SH38637.		15.95 set
SH46772	Gasket; use with SH38637.		2.25 ea.
SH58626	Bearing Sleeve; use with SH40637, SH38637.	586-026D	10.25 ea.
FD209RB	Relube Bearing, riveted flange, 1-1/2" rd. bore. Rear baskets; Rolling spike harrows with 1-1/2" rd. bearing. For optional TILLXTREME™ maintenance free bearing order Part No. SH82293.	822-208C	61.95 ea.
FD209RK	Relube Bearing, riveted flange, 1-1/4" sq. bore. Rolling spike harrows with 1-1/4" sq. bearing.	822-209C	64.95 ea.
Turbo-Chopper to s/n A1809Y.			
BRG38	Relube Bearing with rubber ring. Fits disc gang with 2 pc. cast bearing housing (not included) and chopper reel. For optional TILLXTREME™ maintenance free bearing order Part No. SH82294.	822-026C	52.95 ea.
SH55375	Bearing Shield for BRG38.	556-375D	2.95 ea.
FD209RB	Relube Bearing, riveted flange, 1-1/2" rd. bore. Rolling spike harrows, rear baskets. For optional TILLXTREME™ maintenance free bearing order Part No. SH82293.	822-208C	61.95 ea.
SH81429	Rubber Washer, 1-3/8" O.D. x 9/16" I.D.; 1/2" wide. Rear baskets with FD209RB bearings (4 used).	816-429C	2.49 ea.
H12200	Bolt for SH81429.		.90 ea.
FW12	Flat Washer for SH81429.		.20 ea.
LN12GRC	Lock Nut for SH81429.		.35 ea.
Turbo-Max to s/n C3156H; Turbo-Till s/n 2068NN to 5250NN.			
BRG38	Relube Bearing with rubber ring. Fits disc gang with 2 pc. cast bearing housing (not included). For optional TILLXTREME™ maintenance free bearing order Part No. SH82294.	822-026C	52.95 ea.
SH55375	Bearing Shield for BRG38.	556-375D	2.95 ea.
FD209RB	Relube Bearing, riveted flange, 1-1/2" rd. bore. Rear baskets; Rolling spike harrows with 1-1/2" rd. bearing. For optional TILLXTREME™ maintenance free bearing order Part No. SH82293.	822-208C	61.95 ea.
SH81429	Rubber Washer, 1-3/8" O.D. x 9/16" I.D.; 1/2" wide. Rear baskets with FD209RB bearings (4 used).	816-429C	2.49 ea.
H12200	Bolt for SH81429.		.90 ea.
FW12	Flat Washer for SH81429.		.20 ea.
LN12GRC	Lock Nut for SH81429.		.35 ea.
FD209RK	Relube Bearing, riveted flange, 1-1/4" sq. bore. Rolling spike harrows with 1-1/4" sq. bearing.	822-209C	64.95 ea.
Turbo-Chopper s/n A1810Y & up; Turbo-Max s/n C3157H & up; Turbo-Till s/n 5251NN & up.			
SH82294	TILLXTREME™ maintenance free bearing, 1-3/4" rd. bore. Disc gang and chopper reel.	822-294C	153.95 ea.
SH82293	TILLXTREME™ maintenance free bearing, riveted flange, 1-1/2" rd. bore. Rolling spike harrows, rear baskets.	822-293C	67.95 ea.
Ultra-Till to s/n A1202A.			
FD209RB	Relube Bearing, riveted flange, 1-1/2" rd. bore. Disc gang, rolling spike harrows, rear baskets. For optional TILLXTREME™ maintenance free bearing order Part No. SH82293.	822-208C	61.95 ea.
SH81429	Rubber Washer, 1-3/8" O.D. x 9/16" I.D.; 1/2" wide. Rear baskets with FD209RB bearings (4 used).	816-429C	2.49 ea.
H12200	Bolt for SH81429.		.90 ea.
FW12	Flat Washer for SH81429.		.20 ea.
LN12GRC	Lock Nut for SH81429.		.35 ea.
Ultra-Till s/n A1203A & up.			
SH82293	TILLXTREME™ maintenance free bearing, riveted flange, 1-1/2" rd. bore. Disc gang, rolling spike harrows, rear baskets.	822-293C	67.95 ea.



Vertical Tillage Tools - Shoup Parts For (Cont.)

	Order No.	Description - Fits Models	Replaces OEM No.	SHOUP Savings Price
	SH24028			
	SH24638	EARTHMASTER Verti-Go™ MWT2500, MWT3100, MWT3400, 3000 Trunnion Bearing Assembly for disc gang and rolling basket.		269.00 ea.
	SH24028	Double Tapered Bearing, cups and seals; for SH24638.	SH24301 	148.95 ea.
	SH24301	Retaining Ring; for SH24028.		5.90 ea.
	PB209RM			
	SH60124	KONGSKILDE 9115, 9125, 9132, 9212, 9215, 9220, 9223, 9225, 9232, 9243 20" SoilRazor™ Blade; 5mm (.197), 1-1/2" rd. axle, 1-7/16" concavity.	604002124	69.95 ea.
	SH3090	Trunnion Bearing assembly for disc gang.	600451005	87.95 ea.
	SH53091	TILLXTREME™ maintenance free bearing assembly, for disc gang.		104.95 ea.
	SH3090 SH53091			
	BRG38			
	SH55106	Bearing Shield for BRG38.	Q4011920	3.50 ea.
	FD209RB	25 flute, 22" SoilRazor™ Blade; 6.5mm (.256), 1-3/4" rd. axle. 8000-14, 8000-20, 8000-25, 8000-30, 8000-40, 8000-50. 25 flute SoilRazor™ blade replaces 32 flute Kuhn Krause blade.		99.95 ea.
	FD209RK	Relube Bearing, riveted flange; star wheel gang. 8000-14, 8000-20, 8000-25, 8000-30, 8000-40, 8000-50. For TILLXTREME™ maintenance free bearing see pg. 151.	Q4008310	61.95 ea.
	SH4420	Relube Bearing, riveted flange; rolling basket. 8000-14, 8000-20, 8000-25, 8000-30, 8000-40, 8000-50.	Q4008320	64.95 ea.
	SH3090 SH53091			
	SH3095			
	SH3090	Trunnion Bearing Assembly for disc gang and reel.		87.95 ea.
	SH53091	TILLXTREME™ maintenance free bearing assembly, for reel.		104.95 ea.
	SH3095	Washer for SH3090, SH53091; 1-1/2" I.D, 2-1/4" O.D, 10 ga.		2.25 ea.
	DC211-TTR21	Bearing only; for SH3090 trunnion assembly.	SH3094 	42.95 ea.
	SH4924	Bearing Shield for DC211-TTR21, 2 used.	SH4924 	3.25 ea.
	SH3094	Retainer Ring for SH3090 trunnion assembly.		6.25 ea.
	SH510437	End Washer.		29.95 ea.
	SLN134	1-3/4" slotted nut.	SLN134 	14.75 ea.
	FW134	1-3/4" flat washer.		2.10 ea.
	224	22" Smooth Blade; 6.5mm (.256), 1-3/4" rd. axle, 1-15/16" concavity.	155617	73.60 ea.
	FD211RM			
	DS211-TTR3	McFARLANE RD4000, RD4100 Series Reel Disc; RT2000, RT3000 Series Reel Till Relube Bearing, disc gang; RD4000 to s/n 12946; RT2000, RT3000.	RT2274	51.95 ea.
	G100MSA	Flange set. Use with DS211-TTR3.		23.90 set
	FD211RM NTN brand	Relube Bearing, riveted flange, disc gang; RD4000 s/n 12947 & up.	RD4498	104.95 ea.
	DC211-TT5	Sealed Bearing only, for disc gang trunnion; RD4100.	QT1056	59.95 ea.
	SH4477	20" Smooth Blade, 1/2" concavity; 5mm (.197); RD4000.	RD4477	49.95 ea.
	SH4479	20" Smooth Blade, 1/2" concavity; 6mm (.236); RD4100.	RD4479	54.95 ea.
	SSB20SQ	20" Smooth Flat Blade; 5mm (.197). RD4000 end of gang only; RT2000, RT3000.	SPR2068	51.95 ea.
	SHSQ11	Spike Tooth, 3/4" square, 11" overall length; RD4000, RD4100.	FA-4110	4.50 ea.
	SH00101	V-Bolt, use with SHSQ11.	SH00101 	.70 ea.
	LN3801	3/8" Lock Nut, use with SH00101.	BV-3812	.20 ea.

For TILLXTREME™ maintenance free bearing see pg. 151.

Vertical Tillage Tools - Shoup Parts For (Cont.)



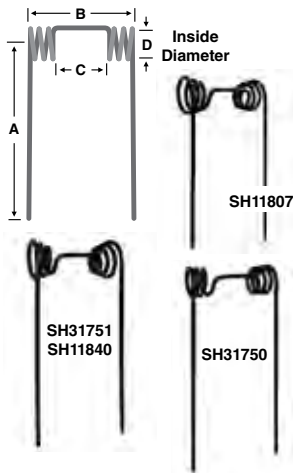
Order No.	Description - Fits Models	Replaces OEM No.	SHOUP Savings Price
McFARLANE RD4000, RD4100 Series Reel Disc; RT2000, RT3000 Series Reel Till (cont.)			
SH5107	Relube Bearing with lock collar; Spiral blade reel on RD4000, RT2000, RT3000.	SPR5107	41.95 ea.
SH3820	Relube Bearing with lock collar; Rolling basket on RD4000 to s/n 12755.	DRB3820	22.95 ea.
FL62MSA	Flange set. Use with SH3820.		8.75 set
FD209RB NTN brand	Relube Bearing, riveted flange; Rolling basket on RD4000 s/n 12756 & up, RD4100. For TILLXTREME™ maintenance free bearing see pg. 151.	DRB3826	61.95 ea.
PB209RB PEER brand	Relube Bearing, fits same models as FD209RB.		38.95 ea.
SUNFLOWER - MASSEY FERGUSON - CHALLENGER			
SH3090	Trunnion Bearing Assembly for disc gang; 6610, 6630, 6631, 6650.	SN3090	87.95 ea.
SH53091	TILLXTREME™ maintenance free bearing assembly, for disc gang. Fits same models as SH3090.	SN53091	104.95 ea.
SH3095	Washer for SH3090, SH53091; 1-1/2" I.D, 2-1/4" O.D, 10 ga.	SN3095	2.25 ea.
DC211-TTR21	Bearing only; for SH3090 trunnion assembly.		42.95 ea.
SH4924	Bearing Shield for DC211-TTR21, 2 used.	SH4924	3.25 ea.
SH3094	Retainer Ring for SH3090 trunnion assembly.	SH3094	6.25 ea.
SH2816	2-3/8" Spool for 7-1/2" spacing; 6610, 6630, 6631, 6650.	SN2816	30.95 ea.
SH3107	3-1/8" Spool for 7-1/2" spacing; 6610, 6630, 6631, 6650.	SN3107	33.95 ea.
SH510437	End Washer; 6610, 6630, 6631, 6650.		29.95 ea.
SLN134	1-3/4" slotted nut.	SLN134	14.75 ea.
FW134	1-3/4" flat washer.		2.10 ea.
SH6845	22" SoilRazor™ Blade; 5mm (.197), 1-3/4" rd. axle, 1-3/4" concavity. 6610, 6630, 6631, 6650.	SN16845	74.95 ea.
TE209RA	TILLXTREME™ maintenance free bearing, riveted flange, 1-3/4" rd. bore. Reel, rolling baskets.	SN19429	53.95 ea.
SUMMERS Supercoultter, Supercoultter Plus			
SH8250	Trunnion Bearing Assembly for disc gang.	8K2050	124.95 ea.
SH8200	Bearing only; for SH8250 trunnion assembly.	8K2000	59.95 ea.
SH8019	8 Wave Notched, 20" blade. 6.5mm (.256), 2" rd. axle.	8J1020N	78.95 ea.
SH8021	8 Wave Notched, 22" blade. 6.5mm (.256), 2" rd. axle.	8J1021N	84.95 ea.
SH8022	13 Wave, 22" blade. 6.5mm (.256), 2" rd. axle.	8J1022H	81.95 ea.
SLN200	2" slotted nut, required when changing from 5mm to 6.5mm blades.		51.95 ea.
TE209RK	TILLXTREME™ maintenance free bearing, riveted flange, 1-1/4" sq. bore. Fits rolling basket.	8H2703	69.95 ea.
SALFORD			
SH90030	Bearing Kit for 4-bolt coultter hub. (2) ball bearings, (1) seal, (1) wear ring; 450RTS, 570RTS, I-1100, I-1200, I-1500.		41.95 kit
SH90055	Bearing Kit for 5-bolt coultter hub. (2) tapered bearings and cups, (1) seal, (1) wear ring; 575RTS, I-2100, I-2200, I-4100, I-4200, I-5100.		48.95 kit
SH91119	Grass Shield, weld-on. Use with 4 and 5-bolt coultter hubs.	C9111VW	6.75 ea.
SH90102	Dust Cap; Use with 4 and 5-bolt coultter hubs.	10010072	5.49 ea.
SH3100	Relube Insert Bearing, 1" I.D.; use with 2-bolt cast flange on 10" & 11" dia. rolling harrow.		14.95 ea.
SH3125	Relube Insert Bearing, 1-1/4" I.D.; use with 4-bolt cast flange on early 570RTS with 14" dia. rolling harrow.		18.95 ea.
PB209RB PEER brand	Relube Bearing, riveted flange; 1-1/2" round bore. 14" dia. rolling harrow on late 570RTS; 575RTS, I-1100, I-1200, I-2100, I-2200, I-4100, I-4200, I-5100. For TILLXTREME™ maintenance free bearing see pg. 151.	GB491-B	38.95 ea.

Vertical Tillage Tools - Shoup Parts For (Cont.)



Order No.	Description - Fits Models	Replaces OEM No.	SHOUP Savings Price
SALFORD (cont.)			
Blades for 4-bolt hubs			
SH51013	13 wave, 20" dia., 3/4" wide, 4.5mm (.177). 4 bolt.	10010766	54.95 ea.
W8219	13 wave, 17-1/2" dia., 7/8" wide, 4.5mm (.177). 4 bolt.	10010762	44.95 ea.
SH51008	8 wave, 20" dia., 2" wide, 4.5mm (.177). 4 bolt.	10010764	59.95 ea.
Blades for 5-bolt hubs			
SH512208	8 wave, 22" dia., 2-1/2" wide, 5mm (.197). 5 bolt.	10010768	65.95 ea.
SH512213	13 wave, 22" dia., 1-1/4" wide, 5mm (.197). 5 bolt.	CT512213	65.95 ea.
DI2255	22" smooth, 1-7/8" concavity, 6mm (.236). 5 bolt.	10010771	73.95 ea.
SH60570	Harrow Tine, 1/2" wire dia.; 450RTS, 570RTS, 575RTS, I-1100, I-1200, I-2100, I-2200, I-4100, I-4200, I-5100.	10029373	24.50 ea.

Heavy Duty Harrows - BOURGAULT, BRANDT, DEGELMAN, FLEXI-COIL, GATES, RITEWAY, SUMMERS/HERMAN



Order No.	Fits Models	Replaces OEM No.	A	B	C	D	Wire Dia.	Price
SH11807	Summers 104	8H1180S	18-1/2"	12-1/4"	5-1/4"	2-1/2"	1/2"	23.75 ea.
SH11840	Summers 105	8H1184S	24-1/2"	12-1/4"	5-1/2"	2-1/2"	1/2"	27.50 ea.
SH31750	Bourgault 7200 Brandt 32, 40, 50, 52, 70, 5000, 7000, 8200 Degelman 700, SM7000 Flexi-Coil Riteway 7100, 8100 Summers/Herman 106	2070-28 B021750	26"	12-1/4"	5-1/2"	2-1/2"	9/16"	30.25 ea.
SH31751	Bourgault 7200 Brandt 32, 40, 50, 52, 70, 5000, 7000, 8200 Degelman 700, SM7000 Gates Summers 108	2070-70 B021751	28"	12-1/2"	5-1/2"	2-9/16"	5/8"	46.95 ea.

SHOUP® Replacement Parts for High Speed Discs

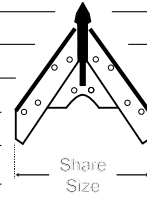


Order No.	Description - Fits Models	Replaces OEM No.	SHOUP Savings Price
DEGELMAN Pro-Till® 10, 13, 14, 17, 20, 26, 30, 33, 36, 40, 41, 45; KINZE MACH TILL™ 201, 261, 302, 331, 362, 401, 412			
SH143556	20" Smooth Blade; 6.5mm (.256), 4 bolt.	143556	74.95 ea.
SH143557	20" Notched Blade; 6.5mm (.256), 4 bolt.	143557	79.95 ea.
SH143553	20" V-Notched Blade; 6.5mm (.256), 4 bolt.	143553	79.95 ea.
SH131415	Hub Assembly for disc blade. SKF/PEER Brand	131415	164.95 ea.
SH118279	Hex Bolt, mounts blade to hub assembly. For SH143556, SH143557, SH143553 (4 used).	118279	.55 ea.
SH118468	Flange Lock Nut for SH118279.	118468	.75 ea.
SH117171	4-bolt Bearing Unit; for Rubber Furrow Roller, Cage Roller. PEERTILLXTREME™	117171, GD117171	349.95 ea.
HORSCH Joker			
SH69503	20" Notched Blade; 6mm (.236), 5 bolt.	04559503	64.95 ea.
JOHN DEERE 2680H; NORWOOD Kwik-Till			
SH40002	20" Notched Blade; 6.5mm (.256), 4 bolt.	5NS90340002, 90-34-0002	69.95 ea.
SH40003	20" Smooth Blade; 6.5mm (.256), 4 bolt.	5NS90340003, 90-34-0003	69.95 ea.
SH40028	Hub Assembly for disc blade; includes locknut, washer. SKF/PEER Brand	5NS90340028, 90-34-0028	114.95 ea.
SH109584	Bolt with nylon patch, mounts blade to hub assembly. For SH40002, SH40003 (4 used).	5NS90109584	1.80 ea.
KUHN KRAUSE Interceptor			
SH80650	22" SoilRazor™ Blade; 5mm (.197), 4.8" bolt circle, 1-1/2" concavity, 28 wave blade. 8050-20, 8050-25, 8050-30, 8055-20, 8055-25, 8055-30, 8055-36, 8055-40. 28 wave SoilRazor™ blade replaces 32 wave Kuhn Krause blade.	Q8060750	99.95 ea.

SHOUP® Replacement Parts for Ridge Till Cultivators

SHOUP Savings Price

Order No.	Share size/Description	SHOUP Savings Price
For Hiniker, Kinze, Remlinger and other ridge till cultivators with "plow share" type sweeps.		
RC5115	14" reversible sweep/blade.	22.50 ea.
RC5117	17" reversible sweep/blade.	23.50 ea.
RC5119	19" reversible sweep/blade.	25.75 ea.
RC5121	21" reversible sweep/blade.	27.75 ea.
RC5125	25" reversible sweep/blade.	30.75 ea.
RC5127	27" reversible sweep/blade.	33.75 ea.
PB38100	Plow Bolt, 3/8" x 1".	.30 ea.
HN38	Hex Nut, 3/8".	.09 ea.
RC41001	Chrome Capped Point. Fits Hiniker 5000, Buffalo, Krause.	31.75 ea.
RC41003	Chrome Capped Point. Fits Sukup with single hole, Remlinger 9400.	32.95 ea.
Chrome Capped and Full Chrome Points are designed for use with "plow share" type sweeps.		
RC41004	Full Chrome Point. Fits Hiniker 5000, Buffalo, Krause, Weatherall.	31.75 ea.
RC41006	Full Chrome Point. Fits Hiniker 6000.	32.95 ea.
RC8051	Stabilizer Coulter; straight blade, 18". Fits Hiniker.	49.95 ea.
RC8897	Bearing Kit, stabilizer coulter; consists of (2) cups, (2) cones, (2) seals. Fits Hiniker series I & II.	28.75 kit
204BBAR	Bearing, stabilizer coulter; 2 used. Fits Hiniker 1000, 5000, 6000.	6.95 ea.
RC8553	Bearing Kit, cutaway disc; consists of (2) cups, (2) cones, seal, dust cover. Fits Hiniker series I, II, 5000.	17.50 kit



Ridge-Till / No-Till

HC Series no-till sweeps are designed to fit Hiniker no-till cultivators and most all makes of chisel plows.

50° Stem Angle 2-1/4" Hole Spacing 1/2" Bolt Hole

Order No.	Description	SHOUP Savings Price
HC14	14" x 1/4"	25.95 ea.
HC16	16" x 1/4"	28.50 ea.
HC18	18" x 1/4"	34.95 ea.
HC20	20" x 1/4"	43.25 ea.

Cultivator Sweeps

W Series no-till sweeps are designed to fit Buffalo, Orthman, John Deere and IHC.

54° Stem Angle 2" Hole Spacing 1/2" Bolt Hole

Order No.	Description	SHOUP Savings Price
W1414	14" x 1/4"	25.50 ea.
W1416	16" x 1/4"	31.50 ea.
W1418	18" x 1/4"	38.75 ea.
W1420	20" x 1/4"	48.75 ea.



Plow Bolts for Ridge Till Sweeps



Poly Shank Protector



Order No.	Description	SHOUP Savings Price
PB12212	#3 Plow Bolt; 1/2" x 2-1/2".	1.15 ea.
PB12300	#3 Plow Bolt; 1/2" x 3".	1.40 ea.
SPB716212	Special Plow Bolt; 7/16" x 2-1/2"; 1/2" head.	1.50 ea.
HN716	7/16" Hex Nut.	.15 ea.
HN12	1/2" Hex Nut.	.19 ea.
P44-0361	Poly Shank Protector. Fits all no-till and ridge-till cultivators with one piece type sweep.	2.69 ea.

Operator's Manual Storage Canister

- Canister length 12"; inside diameter 3-1/4".
- 1/4" diameter mounting holes at front and back.
- Screw-on neoprene sealed cap.
- Sturdy Plastic Construction.



Order No. SH67670 13.95 ea.

LED Multi Function Warning Light

- 360° output with a selection of 7 amber flash patterns.
- 9 ft. power cord attached to light, 4-1/2 ft. permanent mount adapter cord and 12v connector power adapter.
- Rubberized magnetic base for portability.
- 9-3/4" L, 6-3/4" W, 1-3/4" H.




Order No. 95911 192.00 ea.

SHOUP® Replacement Parts for Row Crop Cultivators


John Deere 856, Case-IH 1820 and 1830 row crop use 924 series field cultivator sweeps.
Glencoe row crop use 924 series field cultivator sweeps with BH38112 plow bolts. See pgs. 163-165.




1/4" thick
Heat treated
Made in the U.S.A



SMA885154B



SMA885151E



SH25036



SH312132



SH35915



GD9000



SMA11236119



SH237475

Order No.	Description	SHOUP Savings Price
SH1406	6" x 1/4" full sweep.	13.50 ea.
SH1408	8" x 1/4" full sweep.	14.95 ea.
SH1410	10" x 1/4" full sweep.	17.25 ea.
PB716114	7/16" x 1-1/4" plow bolt. .60 ea.	PB716200 7/16" x 2" plow bolt. .75 ea.
PB716112	7/16" x 1-1/2" plow bolt. .65 ea.	PB716212 7/16" x 2-1/2" plow bolt. .95 ea.
PB716134	7/16" x 1-3/4" plow bolt. .70 ea.	HN716 7/16" hex nut. .15 ea.

SMA885154B Gauge Wheel Bearing; fits John Deere, MF, Noble cultivators. Replaces JD AN131668; MF 446612M1; Noble 369851. 7.49 ea.

SMA885151E Gauge Wheel Bearing; fits IH, Case, Glencoe cultivators. Replaces IH 526769R91; Case T26882; Glencoe P3573. 7.99 ea.

SH25036 Gauge Wheel Bearing; fits Noble and early Glencoe cultivators. Replaces Noble 601440F1; Glencoe P6310. 9.50 ea.

SH35915 Gauge Wheel Bearing Sleeve for stem bearings. 1.95 ea.

SH312132 Gauge Wheel Bearing; fits John Deere 856; Kinze 1500; Krause 4600 cultivators. Replaces JD AN212132. 8.95 ea.

SMA11236119 4" x 12" Smooth Crown Cultivator Tire; fits JD, IH, Case, MF, Glencoe, Kewanee, Noble, White, Brillion and others. 29.95 ea.

GD9000 Nylon Gauge Wheel half for 4" x 12" tire; black. SH35915 spacer needed for stem bearings. When replacing steel wheel halves 2 pcs. required. 14.25 ea.

SH237475 Threaded Nut; used to attach GD9020 to John Deere cultivator. Replaces JD N137475. Will also fit other makes. 5.49 ea.

See pgs. 166-168 for row crop springs, shanks.

SH234358	Spring	John Deere RM, FM, 75, 85, 815, 825, 845	SH591546	Spring	Case-IH 133, 183, 1820, 1830
SH288865	Spring	John Deere 875	SH591550	Spring	Case-IH 133, 183, 1820, 1830
SH234734	Spring	John Deere RM, FM, 75, 85, 725, 815, 825, 845, 875	SH813293	Shank	Case-IH 133, 183, 1820, 1830
			SH811354	Bushing	Case-IH 133, 183, 1820, 1830

4" x 12" with nylon wheel halves and smooth crown tires.



Smooth Crown

	Uses Bearing No.	Wheel Color	Used On	
GD9020	SMA885154B	Black	John Deere, Noble, MF	66.95 ea.
GD9022	SMA885151E	Black	IH, Case, Glencoe	67.95 ea.
GD9025	SH25036	Black	Glencoe, Noble	67.95 ea.
SH6653	S-Tine; fits Case-IH 133, 183; John Deere RM, FM, 75, 85, 725, 815, 825, 845. Replaces Case-IH 734553R2; JD CA25584.			26.95 ea.
SH6670	S-Tine; fits John Deere 856. Replaces JD N185521.			40.95 ea.




SH21



SH22



SH23



SH241601
Left Hand



SH1977



SH25516

SH25116
SH25119

SH25117
SH25118

SHOUP® Rotary Hoe Wheels and Parts

Order No.	Description - Fits Models	
SH21	Rotary Hoe Wheel. 21" diameter, with sealed bearing. John Deere, Case-IH 181 Min Tillage, Hiniker, M & W, Yetter.	64.95 ea.
SH22	Bearing, hoe wheel. John Deere, Hiniker, M & W, Yetter.	5.59 ea.
SH16	Bearing, hoe wheel. Case-IH 181 Min Tillage.	7.25 ea.
SH23	Bearing Flange. Use with SH22 and SH16 bearings.	5.95 ea.
SH241601	Torsion Spring, left; for John Deere primary wheel arm. Replaces JD No. N141601.	13.75 ea.
SH241232	Torsion Spring, right; for John Deere primary wheel arm. Replaces JD No. N141232.	13.75 ea.
SH25516	Torsion Spring; for Yetter and M & W wheel arm. Replaces Yetter No. 2550-716; M & W No. 1837420.	11.50 ea.
SH19777	Torsion Spring; for Case-IH 181 Min Tillage wheel arm. Replaces Case-IH No. 1980777C1.	11.50 ea.

Pivot Arms for Yetter 3400, 3500, 3600 - M & W 1815

SH25119	Rear arm, 2-3/4" wide top hub. Replaces Yetter No. 2555-119.	64.75 ea.
SH25116	Rear arm, 3-7/16" wide top hub. Replaces Yetter No. 2555-116.	66.25 ea.
SH25118	Front arm, 2-3/4" wide top hub. Replaces Yetter No. 2555-118.	58.90 ea.
SH25117	Front arm, 3-7/16" wide top hub. Replaces Yetter No. 2555-117.	54.50 ea.

SHOUP® Replacement Parts for Soil and Mulch Finishers



SHOUP Savings Price



Order No.	Fits Models	Type	Bore Size	SHOUP Savings Price
Bearings				
DS208-TT5 80MS	Bush Hog	Sealed Flange Set; use with DS208-TT5.	1-1/8" sq.	29.95 ea. 16.30 set
DS209-TT4 85MS	Glencoe Soil Finisher	Sealed Flange Set; use with DS209-TT4.	1-1/2" rd.	29.95 ea. 16.70 set
DS209-TTR4 G85MSA	Glencoe Soil Finisher	Relube Flange Set; use with DS209-TTR4.	1-1/2" rd.	32.95 ea. 18.80 set
SH65012	Landoll 875, 876, 877 Tilloll; fits in Reel trunnion, includes lock collar.		1-3/4" rd.	42.50 ea.
SH38630 FL630	John Deere 722, 724, 726, 2310, 2330.	Relube Flange Set; use with SH38630.	1-3/4" rd.	21.95 ea. 12.25 set
FD209RB	Glencoe 4500, 4600 Soil Finisher;	Relube w/riveted flange.	1-1/2" rd.	61.95 ea.
TE209RB	Great Plains & Kent Disc-O-Vator®; Landoll Finisholl, Tilloll; Krause Landsman.	TILLXTREME™ maintenance free bearing, riveted flange.	1-1/2" rd.	67.95 ea.
FD209RA	Case-IH 4200, 4400, 4450 Combo Mulch Finisher;	Relube w/riveted flange.	1-3/4" rd.	36.95 ea.
TE209RA	Sunflower 6211, 6212, 6220, 6221, 6331, 6332, 6333, 6430, 6432, 6433 Land Finisher.	TILLXTREME™ maintenance free bearing, riveted flange.	1-3/4" rd.	53.95 ea.



For harrow tines and shanks see pgs. 166-174.

Sweeps

924 Series sweeps fit: Case-IH 4200, 4400, 4450 Combo Mulch Finisher; John Deere 724, 726, 2310, 2330; Great Plains & Kent Disc-O-Vator®; Krause Landsman (7/16" bolts); Landoll Finisholl, Tilloll; M & W; Sunflower Land Finisher. Use with PB716112 (7/16" plow bolt).
Bush Hog and Glencoe Soil Finisher. Use with BH38112 (3/8" plow bolt with 7/16" head).

SH924-9	9" wide x 1/4" thick heat-treated sweep.		11.59 ea.
SH924-10	10" wide x 1/4" thick heat-treated sweep.		13.09 ea.
SH924-9HF	9" wide x 1/4" thick hardfaced sweep.		28.29 ea.
SH924-10HF	10" wide x 1/4" thick hardfaced sweep.		31.49 ea.



Dura-Life or Ultrawing sweeps for 924 Series see pgs. 163-165.

944 Series sweeps fit: John Deere 722 and Krause Landsman (3/8" bolts).

SH944-9	9" wide x 1/4" thick heat-treated sweep.		11.59 ea.
SH944-10	10" wide x 1/4" thick heat-treated sweep.		13.09 ea.
SH944-9HF	9" wide x 1/4" thick hardfaced sweep.		28.29 ea.
SH944-10HF	10" wide x 1/4" thick hardfaced sweep.		31.49 ea.



JD scrapers, axles see pgs. 141-142.

Specifications:

924 Series	
Stem Angle	47°
Hole Spacing	1-3/4"
Bolt Diameter	7/16"
944 Series	
Stem Angle	41°
Hole Spacing	1-5/8"
Bolt Diameter	3/8"

Plow Bolts & Nuts





PB38114	Plow Bolt, 3/8" x 1-1/4".		.35 ea.
BH38112	Special Plow Bolt; 7/16" plow head, 3/8" dia., 1-1/2" long.		.60 ea.
HN38	3/8" Hex Nut.		.09 ea.
PB716112	Plow Bolt, 7/16" x 1-1/2".		.65 ea.
HN716	7/16" Hex Nut.		.15 ea.

Blades

658-660	Bush Hog. 18" smooth; 3.5mm (.138); 1-3/4" concavity; 1-1/8" sq. axle.	27.75 ea.
612FB	Case-IH 4200, 4400 Combo Mulch Finisher. 20" smooth; 4.75mm (.187); 2" concavity; 1-1/2" rd. axle.	43.65 ea.
490	John Deere 722, 724, 726 Mulch Finisher. 18" smooth; 4.5mm (.177); 1-3/4" concavity; 1-1/8" sq. axle.	35.90 ea.
991	John Deere 726, 2310, 2330 Mulch Finisher. 20" smooth; 5mm (.197); 1-5/8" concavity; 1-1/8" sq. axle.	47.95 ea.
152	Krause Landsman; Landoll Tilloll, Finisholl. 20" smooth; 4.75mm (.187); 2" concavity; 1-1/2" rd. axle.	42.05 ea.
926	Sunflower Land Finisher 6211, 6212, 6220, 6221, 6332, 6333, 6432, 6433; optional on 6331, 6430. 20" smooth; 6.5mm (.256); 1-5/16" concavity; 1-3/4" rd. axle.	61.25 ea.
586	Glencoe Soil Finisher; Great Plains & Kent Disc-O-Vator®. 18" smooth; 4mm (.157); 1-3/4" concavity; 1-1/2" rd. axle.	34.15 ea.
SH1809	Great Plains and Kent Disc-O-Vator® Series V-VIII (5110DV-8552DV). 20" VT Wave; 5mm (.197); 1-1/2" rd. axle.	79.95 ea.



Spools

	Spools for John Deere 722, 724, 726, 2310 see pgs. 140-141. Krause Landsman see pg. 146. Sunflower Land Finisher see pg. 148. Case-IH Combo Mulch Finisher see pgs. 138-139.	Style B  Bearing  Style A	
SH25049	Half Spool, (Style B); Landoll 850 Finisholl; 875, 876, 877 Tilloll.		46.95 ea.
SH25050	Half Spool, (Style A); Landoll 850 Finisholl; 875, 876, 877 Tilloll.		46.95 ea.
SH510540	End Washer; Landoll 850 Finisholl; 875, 876, 877 Tilloll.	1-861-010006	29.95 ea.



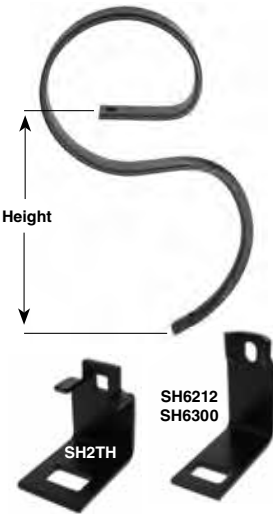
Wheel Hubs and Bearing Kits

Order No.	Description - Fits Models	Replaces OEM No.	SHOUP Savings Price
Case-IH			
SH123096	Bearing Kit for 6-bolt hub. 4200, 4400, 4450 Combo Mulch Finisher.	123096A2	42.95 kit
SH606468	6-bolt hub. Use with SH123096.	606468R21	97.50 ea.
Glencoe			
SH6150	Bearing Kit for 6-bolt hub. Soil Finishers.	—	18.25 kit
280551	6-bolt hub. Use with SH6150.	—	43.50 ea.
John Deere			
SH28332	Bearing Kit for 6-bolt hub. 722, 724, 726, 2310, 2330 Mulch Finisher.	—	35.95 kit
SH28331	6-bolt hub. Use with SH28332.	AN183318	78.50 ea.
FE01496	Bearing Kit for 8-bolt hub. 726, 2310, 2330 Mulch Finisher.	—	39.95 kit
FE01215	8-bolt hub. Use with FE01496.	R49841	123.95 ea.
SH28083	Bearing Kit for stabilizer wheel 4-bolt and 5-bolt hubs.	—	21.75 kit



S-Tines, Brackets and Shovels

Made of high-quality spring steel, heat-treated and shot-peened for longer field life. These tines are punched to accommodate a 1/2" top mounting bolt and a 3/8" danish shovel bolt.



Order No.	Description	Use with S-Tine	Fits Tube Size	Price
SH6653	Standard S-Tine; 14-1/2" height, 1-1/4" width, 3/8" thick.			26.95 ea.
SH6667	Heavy-Duty S-Tine; 14-1/4" height, 1-1/4" width, 1/2" thick.			31.95 ea.
SH6670	High Clearance S-Tine; 18" height, 1-1/4" width, 1/2" thick.			40.95 ea.
SH2TH	T-Clamp.	SH6653, SH6667, SH6670	2" sq.	6.99 ea.
SH6212	T-Clamp.	SH6670	2-1/2" sq.	7.99 ea.
SH6300	T-Clamp.	SH6670	3" sq.	8.49 ea.
C12312	Carriage Bolt; 1/2" x 3-1/2". Use with SH2TH clamps.			1.60 ea.
C12400	Carriage Bolt; 1/2" x 4". Use with SH6212 clamp.			1.75 ea.
C12412	Carriage Bolt; 1/2" x 4-1/2". Use with SH6300 clamp.			1.90 ea.
HN12	Hex Nut; 1/2".			.19 ea.

Danish Shovels made of 1/4" thick, heat-treated steel designed to stay sharp over a long field life.



Order No.	Description	Price
SH41	Reversible Point; 1-1/2" x 1/4".	4.19 ea.
SH42	Danish Shovel; 2-3/4" x 1/4".	4.95 ea.
SH44	Danish Shovel; 4" x 1/4".	6.25 ea.
SH47	Danish Shovel; 7" x 1/4".	6.59 ea.
SH49	Danish Shovel; 9" x 1/4".	7.75 ea.
DB38	Shovel Bolt, 3/8" x 1-3/4".	.40 ea.
FN38	Flange Nut, 3/8".	.22 ea.

Chrome alloy Danish Sweeps will last 3 to 5 times longer than ordinary points. Points stay sharp until totally worn out and scour to a polish for easier pulling.

Prices for chrome alloy spikes and sweeps include hardware.



AP8601-02	1" chrome alloy danish spike.	16.95 ea.
AP8602-02	2-1/2" chrome alloy danish sweep.	19.95 ea.
AP8604-02	4" chrome alloy danish sweep.	24.25 ea.
AP8607-02	7" chrome alloy danish sweep.	36.50 ea.

Field Cultivator Double Points

Drop forged for better wearability with self sharpening edges for good soil penetration. 3/8" thick, 2" wide, 11-3/4" long.



Order No.	Hole Diameter and Spacing	Price
DP2238	3/8" diameter; 1-5/8" to 1-3/4" centers.	18.50 ea.
DP2276	7/16" diameter; 1-5/8" to 1-3/4" centers.	18.50 ea.
DP2237	7/16" diameter; 2" centers.	18.50 ea.
WC1347	Double End Shovels — Stamped steel. 5/16" thick, 2" wide, 11" long. 7/16" diameter; 1" to 2" centers.	9.95 ea.

Standard and Hardfaced Field Cultivator Sweeps



Maintains original cut width for full life of the sweep.
 Made in North America 1/4" thick Heat-treated



Hardware see pg. 164.



924 Series sweeps fit:

47° angle, 1-3/4" hole spacing, 7/16" bolt hole.

Brady (late), Brent, Bush Hog, Case-IH, Crustbuster, DMI, Great Plains, Hesston, Hiniker, IHC; John Deere 1050 s/n 1851 & up, 724, 726, 960, 980, 985, 2200, 2210, 2230FH, 2230LL, 2310, 2330, Kent; Kewanee 380, Krause, Landoll, M & W, Massey Ferguson, New Holland, Sunflower, White, Wil-Rich.

Use with PB716112 or PB716134 (7/16" plow bolt).

Case, Calkins, Glencoe, Kewanee, Krause, Morris, Multiflex, Taylor, Versatile. Use with BH38112 (3/8" plow bolt with 7/16" head).

Width	Order No.	SHOUP Savings Price	SHOUP Savings Price	
			Order No.	SHOUP Savings Price
Heat-treated				
Heat-treated & Hardfaced				
7"	SH924-7	9.75 ea.	SH924-7HF	24.95 ea.
9"	SH924-9	11.59 ea.	SH924-9HF	28.29 ea.
10"	SH924-10	13.09 ea.	SH924-10HF	31.49 ea.
7"	SH944-7	9.75 ea.	SH944-7HF	24.95 ea.
9"	SH944-9	11.59 ea.	SH944-9HF	28.29 ea.
10"	SH944-10	13.09 ea.	SH944-10HF	31.49 ea.
6"	SH1406	13.50 ea.	—	—
8"	SH1408	14.95 ea.	—	—
10"	SH1410	17.25 ea.	—	—

944 Series sweeps fit:

41° angle, 1-5/8" hole spacing, 3/8" bolt hole.

John Deere field cultivators before 1986; 1000, 1010, 1100; 1050 to s/n 1850; 722; Brady (early).

Use with PB38114 or PB38112 (3/8" plow bolt).

1400 Series sweeps fit:

54° angle, 2" hole spacing, 7/16" bolt hole.

Allis-Chalmers 1000, 1200, 1250, 1300, 1350, 1400; Forrest City Do-All.

Use with PB716112 or PB716134 (7/16" plow bolt).



Dura-Life Sweeps



Made in North America



Hardware see pg. 164.

Brady (late), Brent, Bush Hog, Case-IH, Crustbuster, DMI, Great Plains, Hesston, Hiniker, IHC; John Deere 1050 s/n 1851 & up, 724, 726, 960, 980, 985, 2200, 2210, 2230FH, 2230LL, 2310, 2330, Kent; Kewanee 380, Krause, Landoll, M & W, Massey Ferguson, New Holland, Sunflower, White, Wil-Rich.

Use with PB716112 or PB716134 (7/16" plow bolt).

Case, Calkins, Glencoe, Kewanee, Krause, Morris, Multiflex, Taylor, Versatile.

Use with BH38112 (3/8" plow bolt with 7/16" head).



- Designed for excellent soil penetration.
- Curved wings provide better weed killing.
- 1/4" thick steel. Heat-treated.
- Wings are self-sharpening.
- Full width design maintains 100% coverage for the life of the sweep.

Width	Order No.	Price	SHOUP Savings Price	
			Order No.	Price
Heat-treated				
Heat-treated & Hardfaced				
7"	DL5707	12.25 ea.	DL6707	27.95 ea.
9"	DL5709	12.75 ea.	DL6709	28.95 ea.
11"	DL5711	13.75 ea.	DL6711	30.50 ea.

47° angle, 1-3/4" hole spacing, 7/16" bolt hole.

Sweep Extension

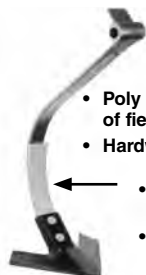
Eliminate tire track compaction with your field cultivator.

- Provides effective chemical incorporation behind tractor tires.
- High-carbon steel.
- Extends sweep 1-3/4".
- Hardware included.



Order No.	Description	Price
SH920 7/16" hardware	Fits Brady (late), Brent, Bush Hog, Case-IH, Crustbuster, DMI, Hesston, Hiniker, IHC, Landoll, Kent; Kewanee 380, Krause; John Deere 1986 and after, M & W, Massey Ferguson, New Holland, Sunflower, White, Wil-Rich. 47° angle, 1-3/4" hole spacing, 7/16" bolt hole.	8.49 ea.
SH940 3/8" hardware	Fits John Deere before 1986. 41° angle, 1-5/8" hole spacing, 3/8" bolt hole.	8.49 ea.

Poly and Steel Shank Protectors



- Poly conforms to shape of field cultivator shank.
- Hardware included.

- Poly. 1/4" thick, 1-3/4" x 9"
- Steel. 1/4" thick, 1-3/4" x 10-1/2"

Order No.	Material	Bolt Size	Fits Models	Price
P2134	Poly	7/16" hardware	Allis Chalmers, Brady (late), Brent, Bush Hog, Case-IH, Crustbuster, DMI, Great Plains, Hesston, Hiniker, IHC; John Deere 1050 s/n 1851 & up, 724, 726, 960, 980, 985, 2200, 2210, 2230FH, 2230LL, 2310, 2330, Kent; Kewanee 380, Krause, Landoll, M & W, Massey Ferguson, New Holland, Sunflower, White, Wil-Rich.	3.39 ea.
SH2134	Steel	hardware		5.89 ea.
P2135	Poly	3/8" hardware	Brady (early), Case, Calkins, Glencoe; John Deere before 1986; 1000, 1010, 1100;	3.39 ea.
SH2135	Steel	hardware		5.89 ea.
P2136	Poly	3/8" bolt with 7/16" head	1050 to s/n 1850; 722, Kewanee, Krause, Morris, Multiflex, Taylor, Versatile.	3.39 ea.
SH2136	Steel	hardware		5.89 ea.

Nichols Ultrawing Bolt-On Sweeps

Brady (late), Brent, Bush Hog, Case-IH, Crustbuster, DMI, Great Plains, Hesston, Hiniker, IHC; John Deere 1050 s/n 1851 & up, 724, 726, 960, 980, 985, 2200, 2210, 2230FH, 2230LL, 2310, 2330, Kent; Kewanee 380, Krause, Landoll, M & W, Massey Ferguson, New Holland, Sunflower, White, Wil-Rich.
Use with PB716112 or PB716134 (7/16" plow bolt).

Case, Calkins, Glencoe, Kewanee, Krause, Morris, Multiflex, Taylor, Versatile.
Use with BH38112 (3/8" plow bolt with 7/16" head).



Made in U.S.A

- Elongated nose for excellent soil penetration. Designed for durability without excessive soil lifting. Maintains original shape and width for the life of the sweep.
- 1/4" thick steel. Heat-treated.
- 47° angle, 1-3/4" hole spacing, 7/16" bolt hole.

Width	Order No.	SHOUP Savings Price		SHOUP Savings Price	
		Order No.	SHOUP Savings Price	Order No.	SHOUP Savings Price
		Heat-treated		Heat-treated & Hardfaced	
7"	SH89707		16.49 ea.	SH99707	24.39 ea.
9"	SH89709		17.29 ea.	SH99709	25.99 ea.
10"	SH89710		18.29 ea.	SH99710	26.79 ea.



Hardware see below.

Nichols Ultrawing Quick Change Sweeps



- 1/4" thick steel sweeps, heat-treated.
- Made in the U.S.A.

SH89407

SH89747

Width	Angle (adapters sold separately)	Order No.	Price	SHOUP Savings Price	
				Order No.	Price
		Heat-treated		Heat-treated & Hardfaced	
7"	43° or 47°	SH89407	15.99 ea.	SH99407	23.29 ea.
9"	43° or 47°	SH89409	16.99 ea.	SH99409	24.59 ea.
10"	43° or 47°	SH89410	17.49 ea.	SH99410	26.09 ea.

- Fits Nichols Quick Change Clip.*
- Sweeps are simply knocked into place using a unique fastening clip. Changeover time reduced up to 75%.
- Elongated nose for excellent penetration. Designed for durability without excessive soil lifting. Maintains original shape and width for the life of the sweep.

* Sweeps for use with Nichols clip only. Will not work with McKay, Herschel, Wiese or other brand clips.

Adapters and Retainer Clips

Order No.	Description - Fits Models	Price
SH89747 Forged	Adapter with Retainer Clip. 47° angle, 1-3/4" hole spacing, 7/16" bolt hole. Brady (late), Brent, Bush Hog, Case-IH Vibra-Shank, Crustbuster, Great Plains, Hesston, Hiniker, IHC; John Deere 1050 s/n 1851 & up, 724, 726, 960, 980, 985, 2200, 2210, 2230FH, 2230LL, 2310, 2330, Kent; Kewanee 380, Krause, Landoll, M & W, Massey Ferguson, Sunflower, White, Wil-Rich. Use with PB716112 or PB716134 (7/16" plow bolt).	3.35 ea.
SH89847 Forged	Adapter with Retainer Clip. 47° angle, 1-3/4" hole spacing, 7/16" bolt hole. DMI, New Holland, Case-IH - Tigermate, Tigermate II, Tigermate 200, ST250.	3.79 ea.
SH89343 Steel	Adapter with Retainer Clip. 43° angle, 1-5/8" hole spacing, 3/8" bolts included. John Deere field cultivators before 1986; 1000, 1010, 1100; 1050 to s/n 1850; 722.	2.99 ea.
SH8940	Replacement Retainer Clip for SH89747, SH89847.	.30 ea.
SH8970	Replacement Retainer Clip for SH89343.	.30 ea.
SH89100	Installation/Removal Hammer (optional). Designed to efficiently direct force of the blow to the sweep.	24.95 ea.



Hardware see below.



SH89343

SH89100

SH8940

3/8" Hardware for sweeps and points



Order No.	Description	Price
PB38114	Plow Bolt; 3/8" dia., 1-1/4" long.	.35 ea.
PB38112	Plow Bolt; 3/8" dia., 1-1/2" long.	.45 ea.
BH38112	Special Plow Bolt; 7/16" plow head, 3/8" dia., 1-1/2" long.	.60 ea.
HN38	3/8" Hex Nut.	.09 ea.

7/16" Hardware for sweeps and points

Order No.	Description	Price
PB716112	Plow Bolt; 7/16" dia., 1-1/2" long.	.65 ea.
PB716134	Plow Bolt; 7/16" dia., 1-3/4" long.	.70 ea.
HN716	7/16" Hex Nut.	.15 ea.

Nichols Ultrawing Sweeps for John Deere Quick Attach Perma-Loc™ Adapters

Made in the U.S.A.

1/4" thick

Heat-treated



SH29709

- Install by simply pushing sweep over adapter by hand till it clicks into place. Changeover time can be nearly 5 times faster.
- Elongated nose for excellent penetration. Designed for durability without excessive soil lifting. Maintains original shape and width for the life of the sweep.

Adapter shown for identification only.



SH337623

SH337620

Width	Angle	SHOUP		SHOUP	
		Order No.	Savings Price	Order No.	Savings Price
Heat-treated					
7"	47°	SH29707	16.95 ea.	SH39707	25.75 ea.
9"	47°	SH29709	19.95 ea.	SH39709	29.90 ea.
10"	47°	SH29710	20.49 ea.	SH39710	31.95 ea.

* Sweeps for use with John Deere Perma-Loc™ adapters only. Will not work with Nichols, McKay, Herschel, Wiese or other brand clips.

Order No.	Description - Fits Models	Replaces JD No.	SHOUP Savings Price
SH337620	Replacement Spring for 47° John Deere Perma-Loc™ adapter.	N237620	2.49 ea.
SH337623	Removal Tool for all John Deere Perma-Loc™ sweeps.	N237623	39.95 ea.

SHOUP® Replacement Sweeps for John Deere Quick Attach Perma-Loc™ Adapters



1/4" thick

Heat-treated



SH23809

- Install by simply pushing sweep over adapter by hand till it clicks into place. Changeover time can be nearly 5 times faster.
- Standard profile sweeps maintain original shape and width for the life of the sweep.

Adapter shown for identification only.



SH337623

SH337620

Width	Angle	SHOUP		SHOUP	
		Order No.	Price	Order No.	Price
Heat-treated					
7"	47°	SH23807	13.49 ea.	SH43807	26.50 ea.
9"	47°	SH23809	14.49 ea.	SH43809	28.50 ea.
10"	47°	SH23810	14.95 ea.	SH43810	29.95 ea.

* Sweeps for use with John Deere Perma-Loc™ adapters only. Will not work with Nichols, McKay, Herschel, Wiese or other brand clips.

Order No.	Description - Fits Models	Replaces JD No.	Price
SH337620	Replacement Spring for 47° John Deere Perma-Loc™ adapter.	N237620	2.49 ea.
SH337623	Removal Tool for all John Deere Perma-Loc™ sweeps.	N237623	39.95 ea.



Outback Wrap Hydraulic Hose Identification System

- Wraps are made from a durable poly construction that are color coded and numbered.
- Easy installation, no tools required.
- Universal size allows wraps to fit on hoses ranging from 1/4" to 1-1/2".

Order No.	Wrap Size	Qty.	For Remote No's.	Price
Hydraulic Hose and Fuel Identification Wraps				
62182	Universal	2 pr.	1 (Green), 2 (Blue).	10.99 pkg.
62184	Universal	4 pr.	1 (Green), 2 (Blue), 3 (Brown), 4 (Black).	20.99 pkg.
62186	Universal	2 pr.	5 (Purple), 6 (Gray).	10.99 pkg.
62306	Universal	6 pcs.	Power beyond.	15.99 pkg.
62305	Fuel Finder	4 pcs.	DEF (Blue), Road Diesel (Green), Dyed Diesel (Red), Gasoline (Yellow).	12.99 pkg.

Hose Organizers & Snake Wraps - Designed to bundle and protect hoses, wires, cables and cords.

62301	Hose Tamer	1 pc.	1-1/2" diameter wrap (Blue).	12.99 ea.
62404	5 ft. Snakelet Wrap	1 pc.	1/2" diameter wrap (Yellow).	5.99 ea.
62304	8 ft. Hose Honcho	1 pc.	3-1/2" diameter wrap (Yellow).	54.95 ea.
62401	10 ft. Anaconda Wrap	1 pc.	1-1/4" diameter wrap (Black).	32.99 ea.
62402	15 ft. Python Wrap	1 pc.	13/16" diameter wrap (Black).	32.99 ea.
62403	20 ft. Constrictor Wrap	1 pc.	5/8" diameter wrap (Black).	32.99 ea.

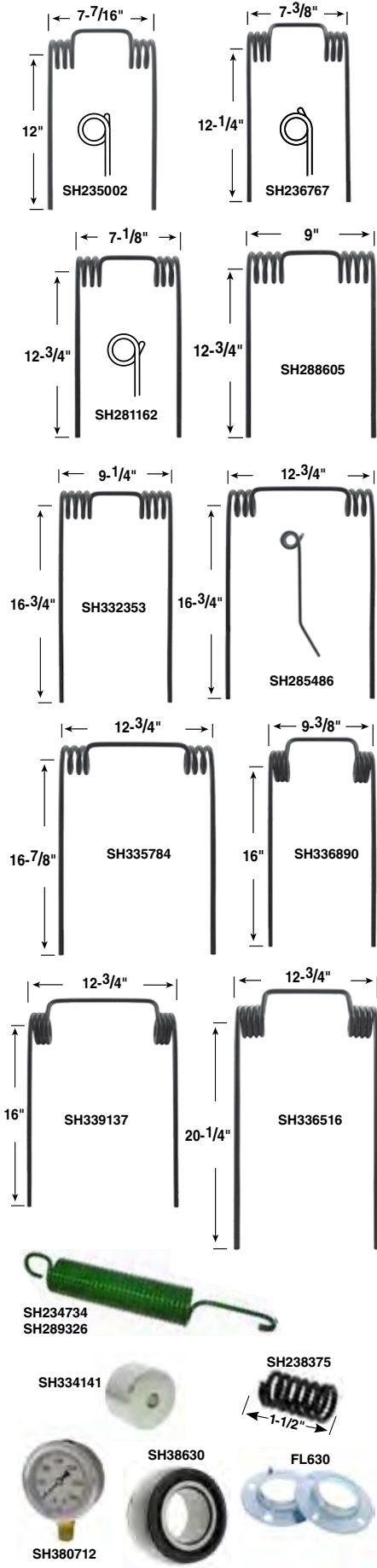
Hydraulic Hoses	
Remote No.	Color
1A, 1B	Green
2A, 2B	Blue
3A, 3B	Brown
4A, 4B	Black
5A, 5B	Purple
6A, 6B	Gray







Power Beyond	
Remote No.	Color
Tank	Orange
Brake	Pink
Case Drain	Red
Load Sense	White
Pressure	Yellow
Return	Yellow



SHOUP® Replacement Parts for Field Cultivators and Tine Harrows



Order No.	Description - Fits Models	Replaces OEM No.	SHOUP Savings Price
JOHN DEERE			
SH235002	Coil Tine; Harrows prior to 1974. 3/8" wire dia.	N135002	9.95 ea.
SH236767	Coil Tine; Harrows 1975 to 1981. 3/8" wire dia.	N136767	8.95 ea.
SH236692	Retainer; use with SH235002, SH236767. 	N136692	5.25 ea.
SH281162	Coil Tine; Harrows 1982 to 1985. 3/8" wire dia.	N181162	9.95 ea.
SH288605	Coil Tine; Harrows 1986 and after; 960, 1050, 1060 cultivators; 630, 635, 650 discs; 1650 chisel plow; 730 air drill. 3/8" wire dia.	N188605	9.95 ea.
SH332353	Coil Tine; 980, 985 cultivators; 637 disc; 680, 685 chisel plows; 735, 737, 1810, 1820, 1830 air drills. 7/16" wire dia.	N232353	11.75 ea.
SH281159	Retainer; use with SH281162, SH288605, SH332353. 	N181159	7.19 ea.
SH285486	Coil Tine, bent leg ; 722, 724, 726 mulch finishers. 7/16" wire dia.	N185486	15.95 ea.
SH335784	Coil Tine, straight leg ; 722, 724, 726 mulch finishers. 7/16" wire dia.	N235784	15.95 ea.
SH285488	Retainer; use with SH285486, SH335784. 2 used. 	N185488	6.75 ea.
SH336890	Coil Tine; 2200, 2210, 2230FH, 2230LL cultivators. 2310 mulch finisher with 3 bar harrow and rolling baskets; 2330. 7/16" wire dia.	N236890	13.49 ea.
SH336915	Retainer; use with SH336890. 	N236915	5.25 ea.
SH339137	Coil Tine; 2310 mulch finisher with 5 bar harrow. 7/16" wire dia.	N239137	19.49 ea.
SH336516	Coil Tine; 2400, 2410 chisel plows; 1840 air seeder; 2620, 2623, 2625, 2630, 2633, 2635 discs; 2730 ripper. 1/2" wire dia.	N236516	29.95 ea.
SH234734	Spring; harrows on 1000, 1010, 1100 1975 & after.	N134734	11.75 ea.
SH289326	Spring; harrows on 960, 980, 985, 1050, 1060; 722, 724 mulch finisher; 630, 635, 637 disc; 610, 680, 685, 1650 chisel plow; 735, 1810 air seeder.	N189326	15.25 ea.
SH238375	Tension Spring; harrows 1975 to 1981.	N138375	2.50 ea.
SH334141	Bumper Stop; harrows 1975 to 2002. Steel construction. Also used to replace early model rubber stops.	N234141	24.75 ea.
SH38630	Bearing; rolling basket on 980 s/n 5160 & up, 2210; 726, 2310 mulch finisher.	AA28184	21.95 ea.
FL630	Flange set; use with SH38630.	—	12.25 set
SH43968	Gasket; use with FL630 flange set.	—	1.95 ea.
SH20630	Bearing Kit includes SH38630, flanges, gasket, hdw.	AA30941	37.75 kit
SH380712	Pressure Gauge; 980 cultivator. 0-3000 lbs., glycerin filled.	AN280712	44.50 ea.

Field Cultivator - Shoup Parts For (Cont.)



Order No.	Description - Fits Models	Replaces OEM No.	SHOUP Savings Price
JOHN DEERE Field Cultivators and Harrows			
SH234358 SH288865	Down Pressure Spring. 1000, 1010; 1050 to s/n 1850, 1100; 722.	N134358	12.95 ea.
SH288865	Down Pressure Spring. 960; 1050 s/n 1851 & up, 1060; 724; 875 row crop.	N188865	18.25 ea.
SH84726 SH84832	Bolt, spring tension. Use with SH234358, SH288865.	08H4726	6.75 ea.
SH84832	Bolt, spring tension. Use with SH333091.	08H4832	7.50 ea.
LN12GRC HN12	Lock Nut use with SH84726, SH84832. Hex Nut, use with SH84832.	K40014 14H1040	.35 ea. .19 ea.
SH333091	Down Pressure Spring, use with rolled eye shank. 980, 985; 726; 730 air drill.	N233091	26.50 ea.
SH336428	Down Pressure Spring, use with bolt-on shank. 980, 985; 2200, 2210 with 150 lb. trip; 726; 730 air drill. Lbs. trip is marked on lower cast spring support.	N236427, N236428	37.25 ea.
SH336227	Down Pressure Spring, use with bolt-on shank. 2200, 2210 with 200 lb. trip, 2230FH, 2230LL; 2310, 2330.	N236227	37.25 ea.
SH505042	Shank Standard for 135, 150 & 200 lb. trip; includes SH507345 split bushing. 980, 985, 2200, 2210, 2230FH, 2230LL; 726, 2310, 2330; 730 air drill.	AN405042, AN405019	62.95 ea.
SH234958	Spring Clevis. 1000, 1010; 1050 to s/n 1850, 1100; 722; 770 s/n 101-200, 780 air drills.	N134958	15.95 ea.
SH288864	Spring Clevis. 960, 980, 985, 1060; 1050 s/n 1851 & up; 724, 726; 730; 770 s/n 201 & up air drills; 856; 875 s/n 553 & up row crop.	N188864	15.95 ea.
SH389917	U-bolt, washer, locknut; for spring trip standard. 960, 1000, 1010, 1050, 1060, 1100; 722, 724; 770, 780 air drills; 875 row crop.	N189917	6.99 ea.
SH331876	U-bolt; for spring trip standard. 980, 985; 726; 730 to s/n 490 air drill.	N231876	8.95 ea.
SH336320 SH24692	U-bolt, for TruPosition™ standard. 980, 985, 2200, 2210; 2310. U-bolt, for TruPosition™ standard. 2230FH, 2230LL; 2330.	N236320 KK14692	9.25 ea. 9.50 ea.
FK50015	5/8" Locknut, for SH331876, SH336320. (2 used).	K40015	.90 ea.
SH41869	16mm Locknut, for SH24692. (2 used).	A31869	1.10 ea.
SH80268	Heavy Duty Flat Washer; for FK50015, SH41869. (2 used).	R70268	1.25 ea.
SH235965	Shank, rolled eye. 1000, 1010; 1050 to s/n 1850, 1100; 722; 770 s/n 101-200, 780 air drills.	N135965	84.95 ea.
SH283412	Shank, rolled eye. 960; 1050 s/n 1851 & up, 1060; 724; 875 row crop s/n 553 & up; 770 s/n 201 & up air drill.	AN183412	84.95 ea.
SH331366	Shank, rolled eye; use with 1/2" dia. pivot bolt. 980 to s/n 5159; 985 to s/n 443; 726 to s/n 699; 730 to s/n 490 air drill.	AN231366	84.95 ea.
SH331634	Shank, rolled eye; use with 5/8" dia. pivot bolt. 980 s/n 5160 & up; 985 s/n 444 & up; 726 s/n 700 & up; 730 s/n 491 & up air drill.	AN231634	61.95 ea.
SH335292	Shank, bolt-on; 5/8" thick. 980, 985; 2200, 2210 with 135 lb. & 150 lb. trip; 726; 730 air drill.	N235292	52.95 ea.
SH337964	Shank, bolt-on; 3/4" thick. 2200, 2210 with 200 lb. trip, 2230FH, 2230LL; 2310, 2330.	N237964	44.95 ea.
SH336319 C12200 LN12GRC	U-bolt, use with SH335292, SH337964. Carriage Bolt, 1/2" dia. Use with SH335292, SH337964. 1/2" Lock Nut. Use with SH336319, C12200.	N236319 03H1492 K40014	4.75 ea. 1.08 ea. .35 ea.
SH288780	Split Bushing. 960; 1050 s/n 1851 & up, 1060; 724; 875 row crop.	N188780	5.99 ea.
SH331875	Split Bushing. 980 to s/n 5159; 985 to s/n 443; 726 to s/n 699; 730 to s/n 490 air drill.	N231875	6.95 ea.
SH333669	Split Bushing, 1-1/8" O.D.; 980 s/n 5160 & up; 985 s/n 444 & up; 2210 to s/n 745458; 726 s/n 700 & up; 2310 to s/n 745360; 856 row crop; 730 s/n 491 & up air drill. 2200 verify O.D.	N233669	6.95 ea.
SH507345	Split Bushing, 1-1/4" O.D.; 2210 s/n 745459 & up; 2230FH, 2230LL; 2310 s/n 745361 & up. 2200 verify O.D.	N407345	8.95 ea.
SH235842	Solid Bushing. 960, 1000, 1010, 1050, 1060, 1100; 722, 724; 875 row crop.	N135842	5.95 ea.
SH331874	Solid Bushing. 980 to s/n 5159; 985 to s/n 443; 726 to s/n 699; 730 to s/n 490 air drill.	N231874	9.49 ea.
SH334484	Solid Bushing. 980 s/n 5160 & up; 985 s/n 444 & up, 2200, 2210, 2230FH, 2230LL; 726 s/n 700 & up, 2310, 2330; 856 row crop; 730 s/n 491 & up air drill.	N234484	9.49 ea.
SH235800 LN12GRC	Pivot Bolt, 1/2" dia. Use with SH235842, SH331874. 1/2" Locknut. Use with SH235800 bolt.	19H3677 K40014	3.25 ea. .35 ea.
SH334400 FK50015	Pivot Bolt, 5/8" dia. Use with SH334484. 5/8" Lock Nut. Use with SH334400 bolt.	19H2641 K40015	3.35 ea. .90 ea.
SH6670	S-Tine; 940, 960.	N185521	40.95 ea.
SH331489	S-Tine; 980, 2210.	N237810	55.95 ea.

Field Cultivator - Shoup Parts For (Cont.)

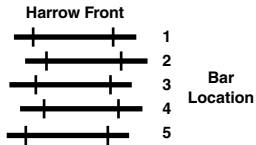
	Order No.	Description - Fits Models	Replaces OEM No.	SHOUP Savings Price
		JOHN DEERE Field Cultivators and Harrows		
	SH28332	Bearing Kit for 6-bolt hub marked D10024. 940, 960; 980 except casters; 985 wing only; 1000, 1010, 1050, 1060, 2200, 2210, 2230FH, 2230LL.		35.95 kit
	SH28331	6-bolt hub. Replaces JD hub marked D10024.	AN183318	78.50 ea.
	FE01496	Bearing Kit for 8-bolt hub marked R49841. 985 main transport wheels; 2200, 2210, 2230FH, 2230LL.		39.95 kit
	FE01215	8-bolt hub. Replaces JD hub marked R49841.	R49841	123.95 ea.
	SH28083	Bearing Kit for stabilizer wheel 4-bolt and 5-bolt hubs. 940; 960 Drawn; 980, 985, 1000, 1010, 1100, 2200, 2210.		21.75 kit
	SHSQ11	Spike Tooth, 3/4" x 11". 960, 980, 985, 2200, 2210; 722, 724, 726.	N188676	4.50 ea.
	SH267577	V-bolt, 7/16" dia. Use with SHSQ11 on JD harrows only.	N167577	1.95 ea.
	FN716	Flange Nut for SH267577 v-bolt.		.25 ea.
	SH339825	Spike Tooth, 3/4" x 12". 2230FH, 2230LL; 2310, 2330.	N239825	5.49 ea.
	SH430676	V-bolt, 12mm dia. Use with SH339825 spike tooth.	N330676	2.19 ea.
	MLN12	12mm Lock Nut, use with SH430676 v-bolt.		.50 ea.
	SH288675	Pivot Strap, 10" long. 722, 724; 960, 985, 2200; 726, 980, 2210 with 5 bar harrow.	N188675	11.25 ea.
	SH333960	Pivot Strap, 6" long. 726, 980, 2210 with 3 bar harrow.	N233960	11.25 ea.
	SH333955	Pivot Strap, 7" long. 726, 980, 2210 with 3 bar harrow.	N233955	11.50 ea.
	SH333956	Pivot Strap Spacer Block. 726, 980, 2210 with 3 bar harrow.	N233956	13.50 ea.
	SH333957	Hardware kit, 1 used for each SH333956 spacer block.		4.25 kit
	SH336221	Front Pull Strap, 7-1/4" long. 960, 980, 985, 2200, 2210; 722, 724, 726.	N236221	11.25 ea.
	SH269489	Spacer Bushing. 960, 980, 985, 2200, 2210; 722, 724, 726.	N169489	1.50 ea.
	SH269490	Hardware kit for SH269489. Includes hex bolt, lock nut.		1.30 kit
	SH333025	Lift Chain, 17-1/4" long. 980, 985, 2200, 2210; 726.	AN233025	6.95 ea.
	SH333024	Pull Chain, 24-1/2" long. 980, 985, 2200, 2210; 726. Lift or pull chain 960; 722, 724.	AN233024	8.75 ea.
	SH333026	Hardware kit for SH333025, SH333024. Includes hex bolt, flat washers, hex nut, lock nut.		1.75 kit
		Spike Bars for John Deere 960, 980, 985, 2200, 2210; 722, 724, 726.		
	SH288668	6 Spike Bar. 53-1/4" long.	N188668	94.50 ea.
	SH288669	8 Spike Bar. 73-1/4" long.	N188669	120.50 ea.
	SH288670	10 Spike Bar. 93-1/4" long.	N188670	159.50 ea.
	SH288671	11 Spike Bar. 103-1/4" long.	N188671	239.95 ea.
	SH282561	2-Bolt Cast Flange with Bearing and Locking Collar. 940, 960, 980 with wire rolling baskets.	AN182561	110.95 ea.
	SH282572	Bearing and Locking Collar only for SH282561.	AN182572	56.50 ea.
		CASE-IH Vibra-Shank <small>Vibra-Shank is a registered trademark of CNH Industrial America LLC.</small>		
	SH591550	Down Pressure Spring with cast ends; Vibra-Shank 45, 4300, 4500, 4600, 4700, 4800, 4900 cultivators; 4200, 4400, 4450 Combo Mulch Finishers; 568 conditioner.		42.95 ea.
	SH591546	Down Pressure Spring only; Vibra-Shank 45, 4300, 4500, 4600, 4700, 4800, 4900 cultivators; 4200, 4400, 4450 Combo Mulch Finishers; 568 conditioner.	591546R2	15.75 ea.
	SH813293	Shank; Vibra-Shank 45, 4300, 4500, 4800, 4900 cultivators; 4200, 4400, 4450 Combo Mulch Finishers; 568 conditioner.	813293C2	51.95 ea.
	SH811354	Notched Bushing for shank; Vibra-Shank 45 1970 & after, 4300, 4500, 4800, 4900 cultivators; 4200, 4400, 4450 Combo Mulch Finishers; 568 conditioner.	811354C3	6.39 ea.
	SH87290	Pivot Bolt, Flat Washer, Locking Flange Nut for SH811354.		2.50 ea.
	SH123096	Bearing Kit for 6-bolt hub; transport wheel on 45 ¹ , 4300, 4500, 4700, 4900; caster wheel on 4300 cultivators.	123096A2	42.95 kit
	SH606468	6-bolt hub; transport wheel on 45 ¹ , 4300, 4500, 4700, 4900; caster wheel on 4300 cultivators. ¹ 45 replaces 6-bolt hub marked 606468R11 only.	606468R21	97.50 ea.
	SH810090	Bearing kit for 4 & 6-bolt hubs; transport wheel on 45 ² , 4600, 4800; wing wheel on 45, 4300, 4500, 4600, 4700, 4800, 4900; gauge wheel on 45, 4300, 4500, 4700, 4900. ² Used on 45 with 6-bolt hub marked 810087C1 only.		33.95 kit

Field Cultivator - Shoup Parts For (Cont.)



Order No.	Description - Fits Models	Replaces OEM No.	SHOUP Savings Price
CASE-IH, DMI, NEW HOLLAND Harrows			
SH304217	Case-IH (early), straight leg replaces early bent leg tines. 3/8" wire dia., 1-3/4" coil I.D. <i>SH304217 and SH76156 do not interchange, confirm wire size.</i>	814800C1, 304217A1	8.49 ea.
SH76156	Case-IH (late), DMI, New Holland 3 bar harrows. 7/16" wire dia., 2" coil I.D. Will not fit TM255.	33404416	10.95 ea.
SH33407	Case-IH, DMI, New Holland Tiger®-Tine 4 bar harrow or Roundbar Crumbler 2 bar harrow combo. 7/16" wire dia., 2-5/8" coil I.D. Will not fit TM255.	33443707	13.25 ea.
SH48334	Case-IH TM255 with 3 bar harrow and rolling basket.	48086334	13.59 ea.
SH47052	Case-IH TM255 with 2 bar harrow and rolling basket; 4 bar harrow only.	47559052	14.25 ea.
Case-IH, DMI, New Holland Tiger®-Tine 4 bar harrow or Roundbar Crumbler 2 bar harrow combo			
SH87435	Parallel Arm with 1" pivot holes; 2005 and after.	87457435	47.95 ea.
SH87000	Hardware kit for SH87435. (2) bolts, (4) washers, (2) lock nuts.	—	3.95 kit
SH87432	Top Bushing, 1" O.D. x .286" wide; 2005 and after. (2 per arm).	87457432	3.95 ea.
SH87434	Bottom Bushing, 1" O.D. x .511" wide; 2005 and after. (2 per arm).	87457434	3.99 ea.
SH87100	Pull Spring, 13" long; 4 bar harrow 2005 and after.	87453100	18.95 ea.
SH84485	Bottom Support Channel with 1" pivot holes; 4 bar harrow.	84471485	89.95 ea.
SH64136	Hinge, steel design replaces original cast iron; 4 bar harrow.	06404136	37.95 ea.
SH64120	Adjuster Slide; 4 bar harrow.	06404120	81.90 ea.
DMI, CASE-IH, NEW HOLLAND — Tigermate, Tigermate II, Tigermate 200, ST250			
SH24891	Down Pressure Spring. Tigermate. (3-3/16" O.D., 13-1/8" long).	24143891	34.50 ea.
SH24895	Down Pressure Spring. Tigermate II, Tigermate 200, ST250. (3" O.D., 15-1/8" long).	24143895	32.50 ea.
SH33512	Shank. Tigermate.	33017512	69.95 ea.
SH33584	Shank. Tigermate II, Tigermate 200, ST250.	33017584	52.95 ea.
SH44510	1" O.D.; 3/4" I.D., Split Bushing. Tigermate.	44007510	6.95 ea.
SH62250	3/4" O.D.; 1/2" I.D., Solid Bushing. Tigermate.	06210250	8.25 ea.
SH44755	1-1/8" O.D.; 7/8" I.D., Split Bushing. Tigermate II, Tigermate 200, ST250.	44008755	5.19 ea.
SH64310	7/8" O.D.; 1/2" I.D., Solid Bushing. Tigermate II, Tigermate 200, ST250.	06403310	7.95 ea.
SH16144	Pivot Bolt, carriage head. Tigermate.	16108144	7.50 ea.
SH16148	Pivot Bolt, flange head. Tigermate II, Tigermate 200, ST250.	16908148	2.50 ea.
LN12GRC	1/2" Locknut for pivot bolt.	86992215	.35 ea.
FD209RA	Bearing, 1-3/4" round bore. Case-IH Tigermate 200, Tigermate II early models with rolling basket and 2 bar harrow combo, DMI Tigermate II.	ST491A	64.95 ea.
FD209RK	Bearing, 1-1/4" square bore. Case-IH Tigermate 200, Tigermate II late models with rolling basket and 2 bar harrow combo.	84151226	64.95 ea.
SHSQ11	Spike Tooth, 3/4" x 11".	33407513	4.50 ea.
SH26306	V-Bolt for SHSQ11.	16306050	1.95 ea.
FN38	Flange Nut for SH26306.	9628503	.22 ea.
SH70051	Straight Pivot Link.	06260050	14.50 ea.
SH70068	Right Pivot Link.	06260068	14.50 ea.
SH70069	Left Pivot Link.	06260069	14.50 ea.
SH33001	Bushing for pivot link, heat treated.	02323001	6.25 ea.
SH33002	Hex Bolt, Flat Washers, Lock Nut for SH33001.	—	1.50 ea.
SH24161	Lift Chain, 19-1/2".	22004161	9.95 ea.
SH24162	Hex Bolt, Flat Washers, Lock Nut for SH24161. Attaches lift chain to arm.	—	1.25 ea.
SH23431	Pull Chain, 34-3/4".	22004341	15.50 ea.
1746	Linch Pin, 1/4"; for pull chain adjustment.	A30338	.55 ea.
SH23432	Hex Bolt, Flat Washers, Lock Nut for SH23431. Attaches pull chain to pivot link.	—	.75 ea.

Field Cultivator - Shoup Parts For (Cont.)



Order No. Description - Fits Models

Replaces OEM No. SHOUP Savings Price

DMI, CASE-IH, NEW HOLLAND — Tigermate, Tigermate II, Tigermate 200, ST250

Spike Bars 2-1/2" x 2-1/2" x 1/4", use with SHSQ11 teeth.



Order No.	Overall Length	No. of Teeth	Bar Location	Price	Order No.	Overall Length	No. of Teeth	Bar Location	Price	Order No.	Overall Length	No. of Teeth	Bar Location	Price
SH6061	40-1/2"	6	1	157.30	SH6074	48"	7	4	163.80	SH6013	78"	11	3	190.60
SH6062	40-1/2"	6	2, 5	157.30	SH6091	63"	9	1	177.30	SH6014	78"	11	4	190.60
SH6063	40-1/2"	6	3	157.30	SH6092	63"	9	2, 5	177.30	SH6021	85-1/2"	12	1	199.95
SH6064	40-1/2"	6	4	157.30	SH6093	63"	9	3	177.30	SH6022	85-1/2"	12	2, 5	199.95
SH6071	48"	7	1	163.80	SH6094	63"	9	4	177.30	SH6023	85-1/2"	12	3	199.95
SH6072	48"	7	2, 5	163.80	SH6011	78"	11	1	190.60	SH6024	85-1/2"	12	4	199.95
SH6073	48"	7	3	163.80	SH6012	78"	11	2, 5	190.60					

CASE-IH, DMI, NEW HOLLAND Field Cultivator Hubs and Bearing Kits

To order identify hub marking on cultivator hub being repaired.

Hubs



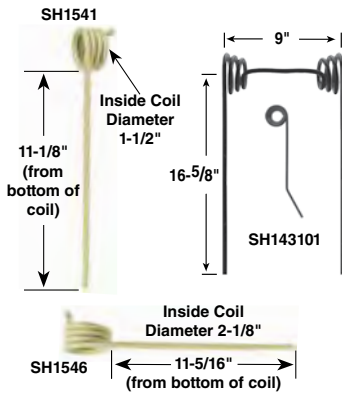
Order No.	Hub Marking	Price
280501	4-bolt 633	51.95 ea.
—	5-bolt —	n/a
280511	6-bolt 709	62.95 ea.
289011	6-bolt 783	72.95 ea.
280551	6-bolt 888	43.50 ea.
282508	8-bolt 50-8	169.95 ea.
281081	8-bolt 60-8	129.00 ea.

Bearing Kits

2 tapered bearings & cups, seal and dust cover.



Order No.	Hub Marking	Price
DI0633	4-bolt 633	15.95 kit
BK545	5-bolt —	29.95 kit
BK709	6-bolt 709	29.95 kit
BK783	6-bolt 783	22.95 kit
SH6150	6-bolt 888	18.25 kit
BK508	8-bolt 50-8	36.95 kit
BK608	8-bolt 60-8	82.95 kit



Order No. Description - Fits Models

Replaces OEM No.

DEGELMAN

SH143101	Coil Tine with bent leg; 3 bar harrows for field cultivators, discs and chisel plows. 3/8" wire dia. For Heavy Duty pull type harrow tines see pg. 158.	143101	12.49 ea.
----------	--	--------	-----------

GLENCOE

SH1546	Coil Tine; 3 bar heavy duty harrows for field cultivators, twelve fifties and chisel plows. 3/8" wire diameter.	P-1546-1	7.50 ea.
--------	---	----------	----------

SH1541	Coil Tine; Culti-Lift Harrows. 5/16" wire diameter.	P-1541-1	5.89 ea.
--------	---	----------	----------

SHSQ11	Spike Tooth, 3/4" x 11". Cultivators, soil savers, chisel plows.	EP6607	4.50 ea.
--------	--	--------	----------

SH26306	V-Bolt for SHSQ11.	EP4940	1.95 ea.
---------	--------------------	--------	----------

FN38	3/8" Flange Nut, use with SH26306.		.22 ea.
------	------------------------------------	--	---------

GREAT PLAINS — Field Cultivators, Disc-O-Vator®, Harrows

SH82097	Shank, 9/16" x 1-3/4", edge formed.	820-297C	46.95 ea.
---------	-------------------------------------	----------	-----------

SH82093	Shank, 9/16" x 1-3/4", flat. Confirm shank thickness - 9/16" and 5/8" shanks do not interchange.	820-293C	46.95 ea.
---------	---	----------	-----------

SH82096	Shank, 5/8" x 1-3/4", edge formed.	820-296C	46.95 ea.
---------	------------------------------------	----------	-----------

SH82095	Shank, 5/8" x 1-3/4", flat.	820-295C	46.95 ea.
---------	-----------------------------	----------	-----------

SHSQ11	Spike Tooth for standard harrow. 3/4" square, 11" overall length.	820-288C	4.50 ea.
--------	---	----------	----------

SH3415	Spike Tooth for high residue harrow. 3/4" square, 15" overall length.	820-012C	4.99 ea.
--------	---	----------	----------

SH8530P	Pipe Attachment Spike Tooth for standard harrow. 5/8" x 7/8", 8-1/2" overall length. 2-1/2" threaded shank; 1/2" NC threads.	891-238C	3.95 ea.
---------	--	----------	----------

SH00101	3/8" V-Bolt, use with SHSQ11, SH3415. Does not replace 7/16" V-bolt on 3 bar HD harrows.	SH00101	.70 ea.
---------	---	---------	---------

FN38	3/8" Flange Nut, use with SH00101.		.22 ea.
------	------------------------------------	--	---------

FN12	1/2" Flange Nut, use with SH8530P.		.30 ea.
------	------------------------------------	--	---------

FD209RB	Relube Bearing, riveted flange. 1-1/2" bore. Rear rolling baskets.	822-208C	61.95 ea.
---------	--	----------	-----------

SH82293	TILLXTREME™ maintenance free bearing, riveted flange, 1-1/2" bore. Rear rolling baskets.	822-293C	67.95 ea.
---------	--	----------	-----------

SH81429	Rubber Washer; 1-3/8" O.D., 9/16" I.D., 1/2" wide. Rear rolling baskets with FD209RB bearing. 4 used.	816-429C	2.49 ea.
---------	---	----------	----------



H12200	Bolt for SH81429.		.92 ea.
--------	-------------------	--	---------

FW12	Flat Washer for SH81429.		.19 ea.
------	--------------------------	--	---------

LN12GRC	Lock Nut for SH81429.		.35 ea.
---------	-----------------------	--	---------

Field Cultivator - Shoup Parts For (Cont.)







Order No.	Description - Fits Models	Replaces OEM No.	SHOUP Savings Price
HESSTON SH236767	Hesston coil tine harrows. 3/8" wire dia.	7893852	8.95 ea.
HINIKER SH82804 SH14978	Hiniker coil tine harrows, bent leg. 8800 series. 3/8" wire dia. Hiniker coil tine harrows. 9800 series. 3/8" wire dia.	828-001-004 827-001-100	13.95 ea. 8.25 ea.
KENT SH0027	Kent coil tine harrows. 3/8" wire dia.	DA0027	9.95 ea.
SH103 LN38	Shoulder Bolt; use with SH0027. Locknut for SH103.		2.50 ea. .20 ea.
SH10032 SH12005	Shank, flat. Cultivator Series V-VII (5112-7554); Disc-O-Vator® Series V-VII (5315D-7552D). Shank, edge formed. Cultivator Series V-VII (5112-7554); Disc-O-Vator® Series V-VII (5315D-7552D).	FC0032 FC1200	46.95 ea. 46.95 ea.
KEWANEE SH05182	Kewanee coil tine harrows. 3/8" wire dia.	B5182	9.49 ea.
KONGSKILDE SH10725 SH10837	S-Tine, one piece shank for 2-bolt sweeps; 800, 2800, 2900, 3500, 3800, SBC. Confirm dimensions before order. 18-1/2" height, 1-5/16" width, 13/32" thick. Will not replace two piece shanks. Lower Tine only, two piece shank for 2-bolt sweeps; 2800, 2900, 3500, 3800, 8200, PGB, SBC, Triple K.	101000725 101000837	40.95 ea. 50.95 ea.
KB234 KB400 KB700	2 Bolt Sweep; 2-3/4" x 5/16". 2 Bolt Sweep; 4" x 5/16". 2 Bolt Sweep; 7" x 5/16".	101002002 101002004 101002006	8.60 ea. 9.25 ea. 11.25 ea.
KB1250	Elliptical Bolt 12mm x 50mm and Nut. Package of 10. Use with KB234, KB400, KB700.	6100323128	15.95 pkg.
SH41 SH42 SH44 SH47	1 Bolt Reversible Point; 1-1/2" x 1/4". 1 Bolt Danish Shovel; 2-3/4" x 1/4". 1 Bolt Danish Shovel; 4" x 1/4". 1 Bolt Danish Shovel; 7" x 1/4".	101000527 101000716 101000713 101019786	4.19 ea. 4.95 ea. 6.25 ea. 6.59 ea.
DB38 FN38	Elliptical Bolt, 3/8" x 1-3/4". Use with SH41, SH42, SH44, SH47. Flange Nut, 3/8". Use with DB38.		.40 ea. .22 ea.
SSB20	20" flat coulter blade, 5mm (.197), 1-1/2" rd. axle. 2800, 2900, 3500 with Res-Till disc gang.	601149068	51.95 ea.
FD209RB	Disc Gang Bearing with riveted flange. 2800, 2900, 3500 with Res-Till disc gang.	600451016	61.95 ea.
SH60354 PB209RM	Bearing Assembly; for rolling baskets. 2 bolt flange with 20mm bore bearing. Includes seals and hardware. Bearing Assembly; for rolling baskets. 4 bolt with 1-1/8" square bore.	51632629, 103000454 600451006	55.95 ea. 47.95 ea.
KRAUSE SH76126 SH76156	Krause coil tine harrows. 3/8" wire dia. 1-5/8" coil I.D. Krause coil tine harrows. 7/16" wire dia. 2" coil I.D.	76-126 76-156	10.25 ea. 10.95 ea.
FD209RK TE209RK	Bearing, 1-1/4" square bore, for rolling basket. TILLXTREME™ maintenance free bearing, riveted flange, 1-1/4" square bore, for rolling basket.	40-128 Q4045100	64.95 ea. 69.95 ea.
SH31199 SH31180	Shank, edge formed; used with coiled down pressure spring. Cultivator 5630, 5635; Landsman TL6200, TL6400. Also replaces flat shank 31-205. Confirm shank style before ordering. Shank, edge formed; use with 2 pc. K-Tine shank assembly. Cultivators 4200-5660A; Landsman & Landstar 6100-TL6400. Also replaces flat shank 31-204.	31-199 31-180	59.95 ea. 59.95 ea.
SHSQ11 SH00101 FN38	Spike Tooth, 3/4" square, 11" overall length. V-Bolt, use with SHSQ11. 3/8" Flange Nut, use with SH00101.	33-135 61-169 	4.50 ea. .70 ea. .22 ea.

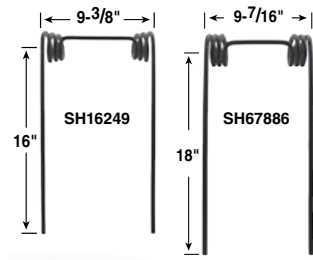
Field Cultivator - Shoup Parts For (Cont.)

	Order No.	Description - Fits Models	Replaces OEM No.	SHOUP Savings Price
	LANDOLL SH164315	Coil Tine; Finisholl 8530, 8550; cultivators 9630, 9650. 7/16" wire dia.	164315	17.50 ea.
	SH10079	Shank, edge formed; cultivators 1410, 1430, 1440, 9800; Finisholl 850, 855; Tilloll 875, 876, 877. Also replaces flat shank 2-683-010019.	2-683-010079	49.95 ea.
	SH162905	Shank, flat; cultivators 9630, 9650; Finisholl 8530, 8550. Also replaces edge bent shank 185928.	162905	49.95 ea.
	SH18358	Down Pressure Spring with cast ends. Cultivators 1410, 1430, 1440, 9800; Finisholl 850, 855; Tilloll 875, 876; 877 to 08/01/2020.	8-183-010058	43.95 ea.
	SH72009	Down Pressure Spring only. Cultivators 1410, 1430, 1440, 9800; Finisholl 850, 855; Tilloll 875, 876; 877 to 08/01/2020.	8-720-010009R	15.89 ea.
	HH1	Spring. 5/16" wire diameter, 2" O.D., 14-1/2" overall length. Finisholl 850, 855; Tilloll 875, 876, 877.	8-720-010011	18.95 ea.
	SHS18358	Spike Tooth, 3/4" square, 11" overall length. Finisholl 850, 855; cultivator 9800; Tilloll 875, 876, 877.	8-370-010001	4.50 ea.
	SH3415	Spike Tooth, 3/4" square, 15" overall length. Finisholl 8530, 8550; cultivators 9630, 9650.	166148	4.99 ea.
	SH00101	V-Bolt, use with SHS18358, SH3415.	8-102-010017	.70 ea.
	FN38	3/8" Flange Nut, use with SH00101.		.22 ea.
MCFARLANE				
	SH339825	Spike Tooth, 3/4" square, 12" overall length. CTM harrow; RBH rolling basket and harrow.	CT-106	5.49 ea.
	SH00101	V-Bolt, use with SH339825.	BV-3812	.70 ea.
	LN3801	3/8" Lock Nut, use with SH00101.		.20 ea.
	SH8525P	Pipe Attachment Tooth; 5/8" x 7/8". 8-1/2" overall length including 2-1/2" threaded shank; 7/16" NC threads. Will also replace E606, 2 piece McFarlane tooth and washer.	E506D	3.95 ea.
	SH8530P	Pipe Attachment Tooth; 5/8" x 7/8". 8-1/2" overall length including 2-1/2" threaded shank; 1/2" NC threads. Will also replace E610 and E612, 2 piece McFarlane tooth and washer.	E510D	3.95 ea.
	FN716	7/16" Flange Nut for SH8525P.		.25 ea.
	FN12	1/2" Flange Nut for SH8530P.	NLF-5013	.30 ea.
	FD209RB	Relube Bearing, riveted flange. RBH rolling basket and harrow.	DRB-3826	61.95 ea.
MIDWEST				
	SH113	Midwest coil tine harrows. 3/8" wire dia.	LH113	9.25 ea.
	SH103	Shoulder Bolt; use with SH113.		2.50 ea.
	LN38	Locknut for SH103.		.20 ea.
				
REMLINGER				
	SH10012	Remlinger coil tine harrows; 7/16" wire dia. replaces 3/8" or 7/16" wire diameters.	F00012	14.50 ea.
	SH103	Shoulder Bolt; use with SH10012 (Remlinger), SH14978 (Noble).		2.50 ea.
	LN38	Locknut for SH103.		.20 ea.
				
Standard Duty Remlinger Harrow with 2-1/2" x 2-1/2" angle iron bars				
	SHS18358	Spike Tooth, 3/4" x 11"	L-A0060	4.50 ea.
	SH00101	V-Bolt for spike tooth.	L-A0066-AS	.70 ea.
	FN38	Flange nut for SH00101.	—	.22 ea.
	SH2417	21-15/16" lift chain.	L-A0058	7.49 ea.
	SH2423	29-5/8" lift or pull chain.	L-A0059	7.99 ea.
	SH2431	40" lift or pull chain.	L-A0070	10.49 ea.
	SH2451	66-1/2" pull chain.	L-A0073	15.99 ea.

Field Cultivator - Shoup Parts For (Cont.)

	Order No.	Description - Fits Models	Replaces OEM No.	SHOUP Savings Price
Standard Duty Remlinger Harrow with 2-1/2" x 2-1/2" angle iron bars (cont.)				
	SH1050	1924 Linch pin, 7/16" dia.	L-A0077	.95 ea.
	SH1038	SH1050 Front pull strap.	L-A1050-AS	24.95 ea.
	SH1038	SH1038 Front channel bracket.	L-A1038-AS	46.95 ea.
	SH1049	SH1049 Middle/Rear pull strap.	L-A1049-AS	32.50 ea.
	SH0039	SH0039 Middle/Rear bracket.	L-A0039-AS	34.50 ea.
	SH2507	SH2507 7 spike bar, 59" long.		85.25 ea.
	SH2508	SH2508 8 spike bar, 68" long.		94.90 ea.
	SH2509	SH2509 9 spike bar, 77" long.		104.95 ea.
	SH2510	SH2510 10 spike bar, 86" long.		114.75 ea.
	SH2511	SH2511 11 spike bar, 95" long.		124.50 ea.
Heavy Duty Remlinger Harrow with 3" x 3" angle iron bars				
	SH3415	SH3415 Spike Tooth, 3/4" x 15".	L-HA0060	4.99 ea.
	SH00101	SH00101 V-Bolt for spike tooth.	L-A0066-AS	.70 ea.
	FN38	FN38 Flange nut for SH00101.	—	.22 ea.
	SH4050	SH4050 Front pull strap.	L-A0058	7.49 ea.
	SH4038	SH4038 Front channel bracket.	L-A0059	7.99 ea.
	SH2417	SH2417 21-15/16" lift chain.	L-A0070	10.49 ea.
	SH2423	SH2423 29-5/8" lift or pull chain.	L-A0073	15.99 ea.
	SH2431	SH2431 40" lift or pull chain.		
	SH2451	SH2451 66-1/2" pull chain.		
	SH4049	SH4049 Middle/Rear pull strap.	L-A0077	.95 ea.
	SH4039	SH4039 Middle/Rear bracket.	L-H1050-AS	29.95 ea.
	SH4038	SH4038 Front channel bracket.	L-H1038-AS	61.95 ea.
	SH4049	SH4049 Middle/Rear pull strap.	L-H1049-AS	38.75 ea.
	SH4039	SH4039 Middle/Rear bracket.	L-H0039-AS	45.50 ea.
	SH3005	SH3005 5 spike bar, 41" long.		79.30 ea.
	SH3007	SH3007 7 spike bar, 59" long.		103.25 ea.
	SH3009	SH3009 9 spike bar, 77" long.		125.40 ea.
	SH3011	SH3011 11 spike bar, 95" long.		147.90 ea.
	FD209RA	FD209RA Bearing for Remlinger rolling baskets. For TILLXTREME™ maintenance free bearing see pg. 151.	RB-0007	36.95 ea.
	SH14978	SH14978 Noble coil tine harrows. 3/8" wire dia.	149781	8.25 ea.
	NOBLE	NOBLE Shoulder Bolt, use SH103.		
SUNFLOWER				
	SH05715	SH05715 Coil Tine; 1211, 1212, 1233, 1234, 1331, 1433, 1434, 1435, 1443, 1444, 1544 discs; 5000 series cultivators; 6000 series Land Finisher. 3/8" wire dia.	SN5715	9.50 ea.
	SH13820	SH13820 Shank, 9/16" x 1-3/4" x 21", edge formed; cultivators 5231, 5232, 5331, 5332, 5431, 5432, 5451, 5452, 5531, 5532, 5631, 5632, 5652; Land Finisher 6331, 6430; also fits 5033, 6211, 6220, 6332, 6432 verify part number stamped in shank. Confirm shank thickness - 9/16" and 5/8" shanks do not interchange.	SN3820	64.95 ea.
	SH16806	SH16806 Shank, 5/8" x 1-3/4" x 23", edge formed; cultivators 5034, 5053, 5054; Land Finisher 6212; also fits 5033, 6220, 6332, 6432 verify part number stamped in shank.	SN6806	50.75 ea.
	SH12231	SH12231 Shank, flat; used with coiled down pressure spring. Cultivators 5035, 5055, 5056, 5135; Land Finisher 6221, 6333, 6433.	SN12231	46.95 ea.
	SH10579	SH10579 Shank, edge formed; used with coiled down pressure spring. Cultivators 5035, 5055, 5056, 5135; Land Finisher 6221, 6333, 6433.	SN10579	46.95 ea.
	SH16806	SH16806 Shank, edge formed; used with 2 pc. S-Tine. Cultivators 5035, 5055, 5056, 5135; Land Finisher 6221, 6333, 6433. Also replaces flat shank SN12237.	SN6806	50.75 ea.
	SH3043	SH3043 Down Pressure Spring for shank. 5000 series cultivator; 6000 series Land Finisher.	SN3043	23.95 ea.
	SHSQ11	SHSQ11 Spike Tooth, 3/4" square, 11" overall length. 5000 series cultivator; 6000 series Land Finisher.	SN3895	4.50 ea.
	SH00101	SH00101 V-Bolt, use with SHSQ11.	SN3894	.70 ea.
	FN38	FN38 3/8" Flange Nut, use with SH00101.		.22 ea.
	FD209RA	FD209RA Relube Bearing, 1-3/4" rd. bore. For rolling baskets on 5000 series cultivator; 6000 series Land Finisher.	SN3215	36.95 ea.
	TE209RA	TE209RA TILLXTREME™ maintenance free bearing. Fits same models as FD209RA.	SN19429	53.95 ea.

Field Cultivator - Shoup Parts For (Cont.)



Order No.	Description - Fits Models	Replaces OEM No.	SHOUP Savings Price
WIL-RICH			
SH16249	Wil-Rich coil tine harrows, fits over round pipe. 3/8" wire dia. 1-5/8" coil I.D.	16249, 41410, 51692	10.50 ea.
SH67886	Wil-Rich coil tine harrows, fits under channel. 7/16" wire dia. 2-1/8" coil I.D.	67886	13.50 ea.
SH591550	Down Pressure Spring with cast ends; all Wil-Rich.	11540	42.95 ea.
SH591546	Down Pressure Spring only; all Wil-Rich.	11510	15.75 ea.
SH11511	Flat Shank, 9/16" thick x 1-3/4" wide; Wil-Rich with single down pressure spring prior to 1998.	11511	46.95 ea.
SH53408	Edge Formed Shank, 9/16" thick x 1-3/4" wide; Wil-Rich with single down pressure spring 1998 and after.	53408	46.95 ea.

High Residue Drag Tooth



SH20161	High-Residue Tooth; 3/4" round, 16" overall length. Sunflower, Massey Ferguson, Challenger Disc 1436; Field Cultivators 5035, 5055, 5056, 5135; Land Finishers 6221, 6333, 6830; Vertical Tillage 6631.	SN10161	17.95 ea.
H12114	Hex Bolt for SH20161.	SN1823	.74 ea.
LN12NL	Lock Nut for H12114.	SN2096	.35 ea.

Spike Harrow Teeth



SH58H	Headed Tooth; 5/8" square; 8" overall length.		3.90 ea.
SH8525P	Pipe Attachment Tooth; 5/8" x 7/8"; 8-1/2" overall length including 2-1/2" threaded shank; 7/16" NC threads.		3.95 ea.
SH8530P	Pipe Attachment Tooth; 5/8" x 7/8"; 8-1/2" overall length including 2-1/2" threaded shank; 1/2" NC threads.		3.95 ea.
SHSQ11	Headed Tooth; 3/4" square; 11" overall length.		4.50 ea.
SH339825	Headed Tooth; 3/4" square; 12" overall length.		5.49 ea.
SH3415	Headed Tooth; 3/4" square; 15" overall length.		4.99 ea.
SH00101	V-Bolt for use with 3/4" square tooth.		.70 ea.
FN38	3/8" flange nut.		.22 ea.
FN716	7/16" flange nut for SH8525P.		.25 ea.
FN12	1/2" flange nut for SH8530P.		.30 ea.


Hitchhiker, LBI, M & W Drag Bar Harrows



HH1	Spring. 5/16" wire dia.; 2" O.D.; 14-1/2" overall length.		18.95 ea.
HH12	Tooth.		11.75 ea.
HH13	Center Tooth.		14.50 ea.
C38100	Carriage Bolt, 3/8" x 1".		.34 ea.
FN38	3/8" flange nut.		.22 ea.

Cylinder Stroke Control Kits

- Durable cast iron construction



Kit Includes	Segment Width	Order No.	Fits Cylinder Rod Size	
2 stops	1"	9110	1-1/8"	21.95 kit
1 stops	1-1/4"	9120	1-1/4"	22.95 kit
1 stops	1-1/2"	9130	1-1/2"	23.95 kit
1 stops	1-3/4"			

SHOUP® Replacement Parts for Pull Type Rolling Harrows



Order No.	Description - Fits Models	Replaces OEM No.	SHOUP Savings Price
Case-IH, DMI Crumbler			
SH218320	Relube Bearing with 3 bolt cast flange and locking collar. 1-7/16" rd. bore. Crumbler, 110 Crumbler.	21842320	81.95 ea.
FD209RB	Relube Bearing, 4 bolt flanged. 1-1/2" rd. bore. P/T Crumbler, 160 Crumbler.	21802400	61.95 ea.
SH82293	TILLXTREME™ maintenance free bearing. Fits same models as FD209RB.	—	67.95 ea.
Great Plains Seedbed Conditioner			
FD209RB	Relube Bearing, 4 bolt flanged. 1-1/2" rd. bore. 2100, 2300, 2500 series.	822-208C	61.95 ea.
SH82293	TILLXTREME™ maintenance free bearing. Fits same models as FD209RB.	822-293C	67.95 ea.
J & M Manufacturing Soil Conditioner			
FD209114	Relube Bearing, 4 bolt flanged. 1-1/4" rd. bore. TF2, TF5S, TF212, TF215 Confirm bearing is 4-bolt, does not replace 3-bolt.	JM0001489, ST491-162-114	44.95 ea.
John Deere Seedbed Finisher			
SH20630	Bearing Kit includes SH38630, flanges, gasket, hdw. 200 Seedbed Finisher.	AA30941	37.75 kit
SH38630	Relube Bearing. Fits same model as SH20630.	AA28184	21.95 ea.
FL630	Flange Set, use with SH38630.	—	12.25 set
SH43968	Gasket, use with FL630.	A33968	1.95 ea.
Killbros Soil Conditioner			
PB209RB	Relube Bearing, 4 bolt flanged. 1-1/2" rd. bore.	96579	38.95 ea.
TE209RB	TILLXTREME™ maintenance free bearing.	—	67.95 ea.
Remlinger Harrow Cart			
FD209RA	Relube Bearing, 4 bolt flanged. 1-3/4" rd. bore.	RB-0007	36.95 ea.
TE209RA	TILLXTREME™ maintenance free bearing.	—	53.95 ea.
Sunflower Soil Conditioner			
FD209RA	Relube Bearing, 4 bolt flanged. 1-3/4" rd. bore. 7210, 7230, 7250.	SN3215	36.95 ea.
TE209RA	TILLXTREME™ maintenance free bearing. Fits same models as FD209RA.	—	53.95 ea.
SH3090	Trunnion Bearing Assembly, 1-3/4" rd. bore. 7211, 7212, 7231, 7232, 7251, 7252.	SN3090	87.95 ea.
SH53091	TILLXTREME™ maintenance free bearing assembly, 1-3/4" rd. bore. Fits same models as SH3090.	SN53091	104.95 ea.
Unverferth Rolling Harrow			
SH86260	Sealed Bearing with 3 bolt cast flange and locking collar, 1" rd. bore. Threaded flange also replaces flanges held on with carriage bolts. For Rolling Harrow, Ripper Stripper, Zone Builder, Zone Stripper.	86263, 97245B	38.50 ea.
SH90714	TILLXTREME™ maintenance free bearing assembly, 4 bolt flanged, 1-1/8" sq. bore. Replaces bearings with square or round flange. For Rolling Harrow, Zone Builder.	902714	62.95 ea.
SH84724	Coil tine. Rolling Harrow Single, Double, II, 120, 130, 165, 220, 225, 230, 235, 1225, 1235, 1245, 1245D, S225, S1225.	84724B	11.50 ea.
SHSQ11	Spike Tooth; 3/4" sq., 11" overall length. Rolling Harrow Single, Double, II, 3 Bar, 120, 130, 165, 220, 225, 230, 235, 1225, 1235, 1245, 1245D, S225, S1225.	9634P	4.50 ea.
SH00101	V-Bolt, use with SHSQ11.	9635	.70 ea.
LN3801	Locknut, use with SH00101.	9928	.20 ea.

Confirm bearing style,
mounting style, width

NPS108RPC



DS208-TT2A



SH3090



DS211-TT3



DC211-TTR21



DC208-TT8



Tube shown for
identification only.

SH25417



DS208-TT5



TE212RV



DS209-TT2



WPS112GRC



G85MSA



FD209RK



FD209RA



DC211-TT3



DC208-TT



SH38630



FL630




SH46772



SHOUP® Replacement Parts for Cultipackers and Pulverizers



Order No.	Mounting Style	Bore	Description - Fits Models	Replaces OEM No.	SHOUP Savings Price
Brillion					
NPS108RPC	4 Bolt Steel Flange	1-1/2" rd.	Sealed Bearing. 1.188" wide, extended inner race on one side. WFP series. Confirm bearing style and width.	3P019	28.50 ea.
————— NPS108RPC and DS208-TT2A will not interchange. —————					
DS208-TT2A	4 Bolt Steel Flange	1-1/2" rd.	Sealed Bearing. 1.688" wide. WFP series. Confirm bearing style and width.	173364	45.25 ea.
80MS			Flange set, used with NPS108RPC, DS208-TT2A.	5K226	16.30 set
SH3090	Trunnion	1-3/4" rd.	Relube Trunnion Bearing Assembly. PT 10' - 20', WFP, X, XL series.	140477	87.95 ea.
DC211-TTR21			Bearing for SH3090.	140464	42.95 ea.
SH4924			Bearing Shield for DC211-TTR21 (2 used).	140473	3.25 ea.
SH3094			Retainer Ring for SH3090.	140476	6.25 ea.
DS211-TT3	4 Bolt Steel Flange	1-1/2" sq.	Sealed Bearing. 360, 1482, 1483, 1642, 1643, 1802, 1803, 2253, 2602, 2603, 3002, 3003, XXL184, XXLO184.	3J131	41.95 ea.
100MS			Flange set, used with DS211-TT3.	3K045	22.35 set
DC208-TT8	Tube Insert	1-1/8" sq.	Sealed Bearing. P, POT, PT, PPD, PPO, PP series; 88, 124, 148, 164, 180, 252, 260, 300, 881, 1241, 1481, 1641, 1801, 1841, 2601, 2602, 3001, 3002. Center Bearing only OO, TP, WP, XL, XLC, XLD, XLH, XLO144 series.	9C016, 9C-16	27.95 ea.
Confirm bearing style, mounting style, width.					
DC211-TT3	Tube Insert	1-1/2" sq.	Sealed Bearing. WM series.	3J-246	42.95 ea.
SH25417	4 Bolt Cast Flange	1-1/8" sq.	Sealed Cast Bearing Assembly. OO, P, PT, TP, WP, X108, XL, XLC, XLD, XLH, XLO144 series.	2J-417	58.75 ea.
DS208-TT5			Bearing for SH25417.	2J-516	29.95 ea.
TE212RV	Riveted Flange	2-5/8" rd.	Sealed Bearing. PFT20, PFT22, 3620, 3630, 3631.	185167	99.95 ea.
Landoll - Glencoe - Farmhand - Dunham Lehr					
DS209-TT2	4 Bolt Steel Flange	1-3/4" rd.	Sealed Bearing, 1-3/16" wide. Glencoe, Farmhand, Dunham Lehr 40, 41, 42, 43 series.	31-0072	32.50 ea.
85MS			Flange set, used with DS209-TT2.		16.70 ea.
————— DS209-TT2 and WPS112GRC will not interchange. —————					
WPS112GRC	4 Bolt Steel Flange	1-3/4" rd.	Relube Bearing. Glencoe, Farmhand, Dunham Lehr 40, 41, 42, 43 series; Landoll CM30, CP10, UM40, WP20, 3110, 3130, 3210 series.	1-065-010002, 7745-37	37.95 ea.
G85MSA			Flange set, used with WPS112GRC.	—	18.80 ea.
Krause					
FD209RK	Riveted Flange	1-1/4" sq.	Relube Bearing. 4400 series.	40-128	64.95 ea.
International Harvester					
FD209RA	Riveted Flange	1-3/4" rd.	Relube Bearing. 315 series.	ST491A	36.95 ea.
Kewanee					
DC211-TT3	Tube Insert	1-1/2" sq.	Sealed Bearing. 85, 86, 87, 88, 1400, 1500, 1600 series.	B2055	42.95 ea.
John Deere					
DC208-TT	2 Bolt Pillow Block	1-1/8" sq.	Sealed Bearing with Triple Lip Seals. 920, 920A, 930, 950, F925, F925H, F925AH.	JD8565	46.75 ea.
SH32167			Snap Ring for DC208-TT.	32167	3.69 ea.
SH38630	4 Bolt Steel Flange	1-3/4" rd.	Relube Bearing. 970.	AA28184	21.95 ea.
FL630			Flange set, used with SH38630.		12.25 set
SH43968			Gasket, used with FL630.	A33968	1.95 ea.

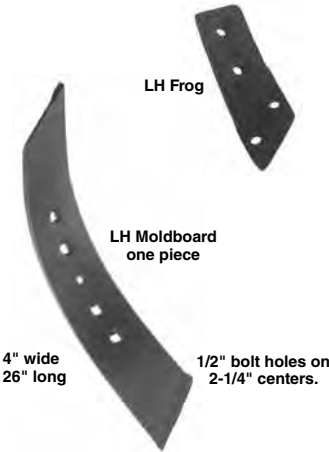
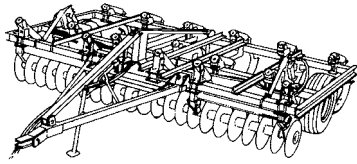


For Special Order Axles see pg. 147

SHOUP® Replacement Coulter Chisel & Soil Saver® Parts

Fits Allis Chalmers, Brillion, Bush Hog, Case, Case-IH, Deutz-Allis, DMI, Ford, Glencoe, Hiniker, Kelley, Kent, Kewanee, Kuhn Krause, Landoll, Massey Ferguson, Noble, Steiger, Sunflower, Wilbeck.

Made in the U.S.A.



Order No.	Description	SHOUP Savings Price
Two-Piece Moldboard		
SH7135	Standard Point LH	15.95 ea.
SH7136	Standard Point RH	15.95 ea.
SH7167	Hardface Point LH	25.95 ea.
SH7168	Hardface Point RH	25.95 ea.
SH7137	Reversible Moldboard LH, 3/8" thick	30.95 ea.
SH7138	Reversible Moldboard RH, 3/8" thick	30.95 ea.
SH7133	Frog LH	37.95 ea.
SH7132	Frog RH	37.95 ea.
CH12112RH	Bolt for Point.	1.20 ea.
PB12300	Bolt for SH7137 and SH7138 Moldboard.	1.40 ea.
HN12	Nut for Point and Moldboard.	.19 ea.

Order No.	Description	SHOUP Savings Price
One-Piece Moldboard		
CC124L	Standard Left Hand Moldboard, 1/2" thick	37.95 ea.
CC124R	Standard Right Hand Moldboard, 1/2" thick	37.95 ea.
CC324L	Hardfaced Left Hand Moldboard, 1/2" thick	49.95 ea.
CC324R	Hardfaced Right Hand Moldboard, 1/2" thick	49.95 ea.
CC524L	Max Left Hand Moldboard, 3/4" thick	54.95 ea.
CC524R	Max Right Hand Moldboard, 3/4" thick	54.95 ea.
PB12212	Plow Bolt for CC124L, CC124R, CC324L, CC324R.	1.15 ea.
PB12300	Plow Bolt for CC124L, CC124R, CC324L, CC324R on Landoll 2100 series.	1.40 ea.
H12212	Hex bolt for CC524L, CC524R.	1.15 ea.
H12300	Hex bolt for CC524L, CC524R on Landoll 2100 series.	1.40 ea.
HN12	Nut for Moldboard.	.19 ea.

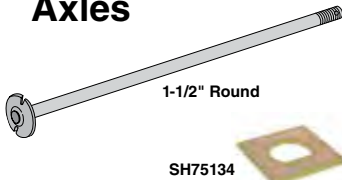
Flat Coulter Blades



Made in North America

Order No.	Size-Thickness	Fits Axle Size	Used On	SHOUP Savings Price
SSB20	20"- 5mm (.197)	1-1/2" Rd.	Bush Hog, Case, Case-IH, DMI, Ford, Glencoe, Hiniker, Kuhn Krause, Landoll, Noble, Steiger, Wil-Rich	51.95 ea.
SSB20SQ	20"- 5mm (.197)	1-1/2" Sq.	Brillion	51.95 ea.
SSB20134	20"- 5mm (.197)	1-3/4" Rd.	Sunflower	51.95 ea.
SB201814	20"- 5mm (.197)	1-1/8" or 1-1/4" Sq.	AC Min-Till; JD 710, 712, 714 Mulch Tiller; IHC Soil Conditioner, Kewanee 295	51.95 ea.
SSB22	22"- 5mm (.197)	1-1/2" Rd.		64.95 ea.

Axles



1-1/2" Round

SH75134

Order No.	Size-Thickness	Fits Axle Size	Used On	SHOUP Savings Price
GLENCOE 1-1/2" Rd. Axle				
GL7	7 Blade Gang	144.80 ea.		
GL8	8 Blade Gang	157.75 ea.		
GL9	9 Blade Gang	174.90 ea.		
GL10	10 Blade Gang	199.50 ea.		
GL11	11 Blade Gang	218.95 ea.		
LANDOLL 1-1/2" Rd. Axle				
LA7	7 Blade Gang	133.60 ea.		
LA8	8 Blade Gang	143.50 ea.		
LA9	9 Blade Gang	164.25 ea.		
LA10	10 Blade Gang	183.75 ea.		
SH75134	Axle Lock Plate for Glencoe Soil Savers.			5.75 ea.

Bearing Kits and Hubs for Glencoe and Landoll



280551

SH40613

SH27687

SH6150	Bearing Kit; fits Glencoe Soil Saver built 1975 and after; (uses JL69349 and LM67048 bearing combination).	18.25 kit
280551	6-Bolt Hub for SH6150 Bearing Kit.	43.50 ea.
SH40613	Bearing Kit; fits Landoll Soil Masters.	25.95 kit

Spools for Glencoe and Landoll

SH28331

SH28332




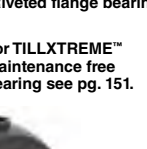



SH27688	2-13/16" Spool; fits Glencoe and Landoll with DS209-TT4 or DS209-TTR4 (1 used); Landoll with FD209RB (2 used).	53.95 ea.
SH27687	3-5/16" Spool; fits Glencoe and Landoll with DS209-TT4 or DS209-TTR4.	55.25 ea.

Bearing Kits and Hubs for John Deere 710, 712, 714 Mulch Tillers



SH28332	Bearing Kit for 6-bolt hub; 710, 712, 714.	35.95 kit
SH28331	6-Bolt Hub; 710, 712, 714.	78.50 ea.
SH28083	Bearing Kit for 4-Bolt Hub; stabilizer wheels on 712, 714.	21.75 kit

Coulter Chisel & Soil Saver® Bearings

	Fits Models	Order No.	Description	Bore Size	SHOUP Savings Price
	Bush Hog Soil Hog 1550, 1560; Landoll Soil Master, Wil-Rich (all models); Glencoe Soil Saver® & Series III; Noble Chop-N-Chisel	DS209-TT4	Sealed Bearing.	1-1/2" rd.	29.95 ea.
		85MS	Flange set for DS209-TT4.		16.70 set
	Case-IH 6650, 6700, 6750; Glencoe Soil Saver® & Series III; Landoll Soil Master; DMI Colter® Champ II	DS209-TTR4	Relube Bearing.	1-1/2" rd.	32.95 ea.
		G85MSA	Flange set for DS209-TTR4.		18.80 set
	Brillion (all models)	DS211-TT3	Sealed Bearing.	1-1/2" sq.	41.95 ea.
		100MS	Flange set for DS211-TT3.		22.35 set
	John Deere Mulch-Tiller 1700, 1710, 1710A Scrapers, spools and axles for 710, 712, 714, 1700, 1710, 1710A Mulch-Tillers with concave blades see pgs. 140-142.	DS211-TTR9	Relube Bearing.	2-3/16" rd.	46.90 ea.
		G100MSA	Flange set for DS211-TTR9.		23.90 set
Riveted flange bearing	John Deere Mulch-Tiller 710, 712, 714	SH38630	Relube Bearing.	1-3/4" rd.	21.95 ea.
		FL630	Flange set for SH38630.		12.25 set
For TILLXTREME™ maintenance free bearing see pg. 151.	Case-IH Conser-Till 60, 6000, 6500	FD209RA (NTN)	Relube Bearing, riveted flange.	1-3/4" rd.	36.95 ea.
		PB209RA (PEER)	Relube Bearing, riveted flange.	1-3/4" rd.	29.95 ea.
	Case-IH 6650 PIN 3914 & up; Kent Mulch-o-Vator®; Landoll Soil Master II & III; Glencoe 7200; 7400 s/n 3988 & up; Kuhn Krause 4800 series	FD209RB (NTN)	Relube Bearing, riveted flange.	1-1/2" rd.	61.95 ea.
		PB209RB (PEER)	Relube Bearing, riveted flange.	1-1/2" rd.	38.95 ea.
	Kewanee 295	FD209RM (NTN)	Relube Bearing, riveted flange.	1-1/8" sq.	61.95 ea.
	Kuhn Krause 2800, 2880, 4500, 4500A series	BRG35	Relube Bearing with rubber ring.	1-1/2" rd.	54.95 ea.
		SH55105	Bearing Shield for BRG35.		2.75 ea.
SH3090 SH53091	Sunflower 4211, 4212, 4213, 4232, 4233; Landoll 2110, 2111, 2112, 2130, 2131, 2132	SH3090	Trunnion Bearing assembly.	1-3/4" rd.	87.95 ea.
		DC211-TTR21	Relube Bearing, for SH3090.		42.95 ea.
		SH53091	TILLXTREME™ maintenance free bearing assembly.		104.95 ea.

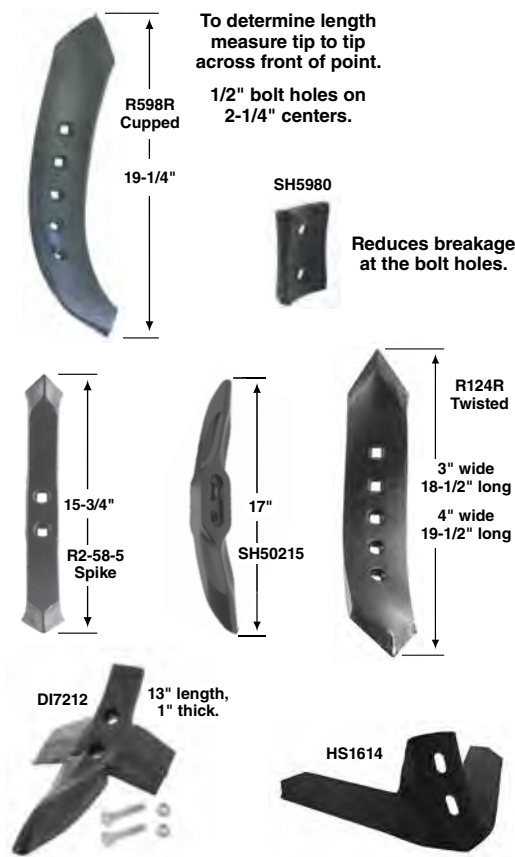
Cupped Chisel Plow Points for John Deere

For John Deere 610, 680, 685, 2400, 2410 chisel plows; 710, 712, 714 Mulch Tillers.

Order No.	Description	Length	Thickness	
R498R	3" RH twisted cupfaced	19-1/4"	1/2"	32.75 ea.
R498L	3" LH twisted cupfaced	19-1/4"	1/2"	32.75 ea.
R598R	4" RH twisted cupfaced	19-1/4"	1/2"	39.95 ea.
R598L	4" LH twisted cupfaced	19-1/4"	1/2"	39.95 ea.
SH5980	Support Adapter, LH. Mounts between shank & point.			11.69 ea.
SH5981	Support Adapter, RH. Mounts between shank & point.			11.69 ea.
PB12212	Plow Bolt, 1/2" x 2-1/2".			1.15 ea.
HN12	Hex nut, 1/2". Use with PB12212.			.19 ea.

Flat-Faced Chisel Plow Points - Spikes - Heel Sweeps

R123R	3" RH twisted	18-1/2"	1/2"	22.75 ea.
R123L	3" LH twisted	18-1/2"	1/2"	22.75 ea.
R124R	4" RH twisted	19-1/2"	1/2"	29.95 ea.
R124L	4" LH twisted	19-1/2"	1/2"	29.95 ea.
R2-58-5	2" Spike	15-3/4"	5/8"	20.95 ea.
SH50215	2" Chrome Alloy Spike 1/2" bolt holes on 2" to 2-1/2" centers. SH50215 includes hardware.	17"	1-5/8"	83.95 ea.
HS1614	Heel Sweep, 16" wide x 1/4" thick. Use with R2-58-5, SH50215.			33.50 ea.
HS1814	Heel Sweep, 18" wide x 1/4" thick. Use with R2-58-5, SH50215.			38.75 ea.
DI7212	7" Bolt-on Point with chrome cap and hardfaced wings. Includes hardware. 1/2" bolt holes on 2-1/4" to 2-1/2" centers.			98.95 ea.
PB12212	Plow Bolt, 1/2" x 2-1/2".			1.15 ea.
PB12300	Plow Bolt, 1/2" x 3". Use with HS1614, HS1814.			1.40 ea.
SPB716212	Special Plow Bolt, 1/2" head, 7/16" threads, 2-1/2" length.			1.50 ea.
HN12	Hex nut, 1/2". Use with PB12212, PB12300.			.19 ea.
HN716	Hex nut, 7/16". Use with SPB716212.			.15 ea.



SHOUP® Apparel & Novelty

SHOUP® Camo Hat w/Flag
Embroidered SHOUP® Logo.
Adjustable.
CWF305 16.00 ea.



SHOUP® Camo Hat w/Flag
Round patch with SHOUP® Logo.
Adjustable.
TC112 16.00 ea.

SHOUP® Camo Hat w/Leather Patch
SHOUP® Logo on leather patch.
Adjustable.
PDC100 18.00 ea.



SHOUP® Stocking Hat w/Leather Patch
SHOUP® Logo on leather patch.
CP90 15.99 ea.

20 oz. Tumbler
For hot or cold beverage.
LTM7202 20.00 ea.



30 oz. Tumbler
For hot or cold beverage.
LTM7302 25.00 ea.



32 oz. Water Bottle
Leak resistant flip top lid.
Insulated.
Soft rubber finger hold.
Rigid and removable straw.
LWB202 25.00 ea.




Beverage Holder
Insulated.
For cans or bottles.
LBH22 18.00 ea.



Fix It With SHOUP® Short Sleeve T-Shirt
Front and back design.
Preshrunk 100% cotton.
Available in black.

- AF50YS Youth Small 10.00 ea.
- AF50YM Youth Medium 10.00 ea.
- AF50YL Youth Large 10.00 ea.
- AF50S Small 16.00 ea.
- AF50M Medium 16.00 ea.
- AF50L Large 16.00 ea.
- AF50XL X-Large 16.00 ea.
- AF502X 2X-Large 16.00 ea.
- AF503X 3X-Large 16.00 ea.



We Are SHOUP® Short Sleeve T-Shirt
Front and back design.
50% cotton / 50% Polyester.
Available in safety green.

- AW50YS Youth Small 10.00 ea.
- AW50YM Youth Medium 10.00 ea.
- AW50YL Youth Large 10.00 ea.
- AW50S Small 16.00 ea.
- AW50M Medium 16.00 ea.
- AW50L Large 16.00 ea.
- AW50XL X-Large 16.00 ea.
- AW502X 2X-Large 16.00 ea.
- AW503X 3X-Large 16.00 ea.

Fix It With SHOUP® Short Sleeve T-Shirt
Front and back design.
Moisture wicking 100% polyester.
Available in black.

- A35YS Youth Small 15.00 ea.
- A35YM Youth Medium 15.00 ea.
- A35YL Youth Large 15.00 ea.
- A35S Small 23.00 ea.
- A35M Medium 23.00 ea.
- A35L Large 23.00 ea.
- A35XL X-Large 23.00 ea.
- A352X 2X-Large 23.00 ea.
- A353X 3X-Large 23.00 ea.



SHOUP® Logo Short Sleeve T-Shirt
Front and back design.
Preshrunk 100% cotton.
Available in black.

- AK50YS Youth Small 10.00 ea.
- AK50YM Youth Medium 10.00 ea.
- AK50YL Youth Large 10.00 ea.
- AK50S Small 16.00 ea.
- AK50M Medium 16.00 ea.
- AK50L Large 16.00 ea.
- AK50XL X-Large 16.00 ea.
- AK502X 2X-Large 16.00 ea.
- AK503X 3X-Large 16.00 ea.

Fix It With SHOUP® Ladies V-Neck Short Sleeve T-Shirt
100% ring spun cotton.
Available in black.

- AF45XS X-Small 16.00 ea.
- AF45S Small 16.00 ea.
- AF45M Medium 16.00 ea.
- AF45L Large 16.00 ea.
- AF45XL X-Large 16.00 ea.
- AF452X 2X-Large 16.00 ea.
- AF453X 3X-Large 16.00 ea.



We Are SHOUP® Ladies V-Neck Long Sleeve T-Shirt
100% cotton.
Available in black.

- AW45XS X-Small 20.00 ea.
- AW45S Small 20.00 ea.
- AW45M Medium 20.00 ea.
- AW45L Large 20.00 ea.
- AW45XL X-Large 20.00 ea.
- AW452X 2X-Large 20.00 ea.
- AW453X 3X-Large 20.00 ea.

Fix It With SHOUP® Long Sleeve T-Shirt
100% cotton.
Available in black.

- AF24YS Youth Small 15.00 ea.
- AF24YM Youth Medium 15.00 ea.
- AF24YL Youth Large 15.00 ea.
- AF24S Small 20.00 ea.
- AF24M Medium 20.00 ea.
- AF24L Large 20.00 ea.
- AF24XL X-Large 20.00 ea.
- AF242X 2X-Large 20.00 ea.
- AF243X 3X-Large 20.00 ea.



We Are SHOUP® Long Sleeve T-Shirt
100% cotton.
Available in black.

- AW24YS Youth Small 15.00 ea.
- AW24YM Youth Medium 15.00 ea.
- AW24YL Youth Large 15.00 ea.
- AW24S Small 20.00 ea.
- AW24M Medium 20.00 ea.
- AW24L Large 20.00 ea.
- AW24XL X-Large 20.00 ea.
- AW242X 2X-Large 20.00 ea.
- AW243X 3X-Large 20.00 ea.

SHOUP® Apparel continued

Mens Quarter-Zip Pull-Over with SHOUP® Logo

100% polyester performance fabric.
Available in black.

AM85S	Small	37.50 ea.
AM85M	Medium	37.50 ea.
AM85L	Large	37.50 ea.
AM85XL	X-Large	37.50 ea.
AM852X	2X-Large	37.50 ea.
AM853X	3X-Large	37.50 ea.



Fix It With SHOUP® Hooded Sweatshirt

Front and back design.
50% cotton / 50% polyester.
Available in black.

AF18YS	Youth Small	23.00 ea.
AF18YM	Youth Medium	23.00 ea.
AF18YL	Youth Large	23.00 ea.
AF18S	Small	30.00 ea.
AF18M	Medium	30.00 ea.
AF18L	Large	30.00 ea.
AF18XL	X-Large	30.00 ea.
AF182X	2X-Large	30.00 ea.
AF183X	3X-Large	30.00 ea.



We Are SHOUP® Hooded Sweatshirt

Front and back design.
Preshrunk 50% cotton / 50% polyester.
Available in safety green.

AW18YS	Youth Small	23.00 ea.
AW18YM	Youth Medium	23.00 ea.
AW18YL	Youth Large	23.00 ea.
AW18S	Small	30.00 ea.
AW18M	Medium	30.00 ea.
AW18L	Large	30.00 ea.
AW18XL	X-Large	30.00 ea.
AW182X	2X-Large	30.00 ea.
AW183X	3X-Large	30.00 ea.



Ladies Quarter-Zip Pull-Over with Small SHOUP® Logo

100% polyester performance fabric.
Available in black.

AL85XS	X-Small	37.50 ea.
AL85S	Small	37.50 ea.
AL85M	Medium	37.50 ea.
AL85L	Large	37.50 ea.
AL85XL	X-Large	37.50 ea.
AL852X	2X-Large	37.50 ea.
AL853X	3X-Large	37.50 ea.

Quarter-Zip Sweatshirt with SHOUP® Logo

Side pockets. Rib waistband and cuffs.
80% cotton / 20% polyester.
Available in gray.

A81XS	X-Small	43.00 ea.
A81S	Small	43.00 ea.
A81M	Medium	43.00 ea.
A81L	Large	43.00 ea.
A81XL	X-Large	43.00 ea.
A812X	2X-Large	43.00 ea.
A813X	3X-Large	43.00 ea.



SHOUP® Branded Carhartt Duck Thermal-Lined Jacket

12 oz., 100% ringspun cotton duck canvas.
Thermal polyester lining.
Rib-knit cuffs and waist.
Adjustable hood with drawcord.
Two front and two inner pockets.

AC31S	Small	109.00 ea.
AC31M	Medium	109.00 ea.
AC31L	Large	109.00 ea.
AC31XL	X-Large	109.00 ea.
AC312X	2X-Large	115.00 ea.
AC313X	3X-Large	115.00 ea.



SHOUP® Branded Carhartt Rain Defender® Paxton Heavyweight Hooded Quarter Zip Mock Sweatshirt

13 oz., 75% cotton / 25% polyester.
Water repellant.
Rib-knit cuffs and waist.
Three piece jersey-lined hood w/drawstring.

AC17S	Small	79.00 ea.
AC17M	Medium	79.00 ea.
AC17L	Large	79.00 ea.
AC17XL	X-Large	79.00 ea.
AC172X	2X-Large	85.00 ea.
AC173X	3X-Large	85.00 ea.



SHOUP® Branded Carhartt Rain Defender® Rutland Thermal-Lined Hooded Zip Sweatshirt

12 oz., 50% cotton / 50% polyester.
100% thermal polyester lining.
Water repellant.
Thermal-lined three piece hood w/drawcord.
Two front handwarmer pockets.

AC32S	Small	95.00 ea.
AC32M	Medium	95.00 ea.
AC32L	Large	95.00 ea.
AC322X	2X-Large	99.00 ea.
AC323X	3X-Large	99.00 ea.



SHOUP® Branded Carhartt Rain Defender® Paxton Hooded Heavyweight Sweatshirt

13 oz., 75% cotton / 25% polyester.
Water repellant.
Three piece jersey-lined hood w/drawstring.
Triple stitched main seams.
Two front handwarmer pockets.

AC15S	Small	75.00 ea.
AC15M	Medium	75.00 ea.
AC15L	Large	75.00 ea.
AC15XL	X-Large	75.00 ea.
AC152X	2X-Large	79.00 ea.
AC153X	3X-Large	79.00 ea.



SHOUP® Replacement Rib Shares



Mounting hardware included.



- Made in the U.S.A.
- Heat-treated
- Upset Nose

Order No.	Replaces Manufacturer's No.	Share Size	Clip Head Bolts Included	SHOUP Savings Price
ALLIS-CHALMERS Plows - (AC Shares for 387 bottom only)				
R22164	347749, 572184	16"-4 bolt	(1) 1/2", (3) 7/16"	30.50 ea.
CASE Plows				
R27164	T39135, T39136	14" & 16"-4 bolt	(1) 1/2", (3) 3/8"	30.50 ea.
R96164	RCA6R, T63195	16"-4 bolt	(1) 1/2", (3) 7/16"	30.50 ea.
R96185	RCA8R, T63133	18"-5 bolt	(1) 1/2", (4) 7/16"	35.30 ea.
DMI Plows				
R66164	33131640	16"-4 bolt	(4) 7/16"	41.50 ea.
R66184	33131840	18"-4 bolt	(4) 7/16"	43.50 ea.

Order No.	Replaces Manufacturer's No.	Share Size	Clip Head Bolts Included	SHOUP Savings Price
JOHN DEERE Plows				
R53144	A10221, A10222, A51498	14"-4 bolt	(1) 1/2", (3) 7/16"	29.25 ea.
R53164	A10223, A10224, A51500	16"-4 bolt	(1) 1/2", (3) 7/16"	30.50 ea.
R53185	A14243, A51504, A51505	18"-5 bolt	(1) 1/2", (4) 7/16"	34.95 ea.
R53183	A42808, A30951	18" (450mm)-3 bolt	(3) 16mm	40.95 ea.
FORD Plows				
R33144	201579, 201573, 7102453	14"-4 bolt	(4) 7/16"	29.25 ea.
R33164	201581, 501575, 7102554	16"-4 bolt	(4) 7/16"	30.50 ea.
Ford 4 hole shares will interchange with 3 hole shares. On Ford 150, 151 and 152 Series, use Oliver/White 16" or 18" Shares.				
INTERNATIONAL HARVESTER — SALFORD Plows				
R44144	463236R2, 463240R1, 463239R1	14"-4 bolt	(1) 1/2", (3) 7/16"	29.25 ea.
R44164	463237R2, 463241R1, 464242R1	16"-4 bolt	(1) 1/2", (3) 7/16"	30.50 ea.
R44184	463238R2, 463238R1	18"-4 bolt	(1) 1/2", (3) 7/16"	34.75 ea.
MASSEY-FERGUSON Plows				
R63164	475716M1, 475715, 475160	16"-4 bolt	(4) 1/2"	30.95 ea.
R63184	475823M1	18"-4 bolt	(4) 1/2"	35.30 ea.
MELROE/MORRIS Plow				
R22164	P6527050	A.C. 387 Bottom - 16"-4 bolt	(1) 1/2", (3) 7/16"	30.50 ea.
R66164	6526832	Gen. Purpose (Star) - 16"-4 bolt	(4) 7/16"	41.50 ea.
R66184	6526829	Gen. Purpose (Star) - 18"-4 bolt	(4) 7/16"	43.50 ea.
WIL-RICH Plows				
R47184	14255, 215806, 16047	Gen. Purp. - 18"-4 bolt	(4) 1/2"	35.30 ea.
WHITE/OLIVER Plows All White/Oliver 4 hole shares will interchange with 3 hole shares.				
R96144	219615BS, RCA4R, RCA4S	14"-4 bolt	(1) 1/2", (3) 7/16"	30.50 ea.
R96164	219617BS, RCA6S, 179347A1	16"-4 bolt	(1) 1/2", (3) 7/16"	30.50 ea.
R96185	219619BS, RCA8S, 179348A1	18"-5 bolt	(1) 1/2", (4) 7/16"	35.30 ea.



Clip Head Bolts

Order No.	Size	SHOUP Savings Price
CH38114RH	3/8" x 1-1/4"	.50 ea.
CH38112RH	3/8" x 1-1/2"	.60 ea.
CH716114RH	7/16" x 1-1/4"	.85 ea.
CH12114RH	1/2" x 1-1/4"	.85 ea.
CHM1635RH	16mm x 35mm	3.25 ea.

Hex Nuts



HN38	3/8"	.09 ea.
HN716	7/16"	.15 ea.
HN12	1/2"	.19 ea.
MHN16	16mm	.45 ea.



Regular Plow Bolts

Order No.	Size	SHOUP Savings Price	Order No.	Size	SHOUP Savings Price
PB38100	3/8" x 1"	.30 ea.	PB716212	7/16" x 2-1/2"	.95 ea.
PB38114	3/8" x 1-1/4"	.35 ea.	PB12114	1/2" x 1-1/4"	.75 ea.
PB38112	3/8" x 1-1/2"	.45 ea.	PB12112	1/2" x 1-1/2"	.90 ea.
PB716114	7/16" x 1-1/4"	.60 ea.	PB12200	1/2" x 2"	1.10 ea.
PB716112	7/16" x 1-1/2"	.65 ea.	PB12212	1/2" x 2-1/2"	1.15 ea.
PB716134	7/16" x 1-3/4"	.70 ea.	PB12300	1/2" x 3"	1.40 ea.
PB716200	7/16" x 2"	.75 ea.	PB12312	1/2" x 3-1/2"	1.50 ea.

SHOUP® Replacement Steel Trashboards



- Made in U.S.A.
- High-Carbon Steel.
- Mounting bolts & nuts included.

Order No.	Replaces Manufacturer's No.	Series	SHOUP Savings Price
JOHN DEERE Plows			
SH25886	A45379	High Speed, New Universal, Metric.	30.95 ea.
INTERNATIONAL HARVESTER Plows			
SH464719	464719R4	Super Chief (Gen. Purpose).	30.95 ea.
ALLIS-CHALMERS — FORD 150, 151, 152 — WHITE/OLIVER Plows			
SH219290	219290B	Allis Chalmers; Ford 150, 151, 152; White/Oliver.	30.95 ea.

SHOUP® Replacement Shins



Mounting hardware included with Shins.

- Made in the U.S.A.
- High-Carbon Steel
- Heat-treated

View dimensions for rib shares, shins and moldboards at shoupparts.com

Order No.	Replaces Manufacturer's No.	Size	Series	SHOUP Savings Price
ALLIS-CHALMERS Plows				
SH347649	347649	14", 16", 18"	387	26.30 ea.
CASE Plows				
SHT60003	WCA16, T60003, T21452	16"	EX A, B, C	29.95 ea.
SHEP7490	T63099, T89974	18"	New Case	24.75 ea.
SH220381B	220381B	18"	High Back	26.90 ea.
DMI Plows				
SHEP7490	33111602	16", 18"	Hydra-wide	24.75 ea.
JOHN DEERE Plows				
SH25564	A14700, AA14564	14"	High Speed	26.90 ea.
SH25566	A14702, AA14566	16"	High Speed	27.75 ea.
SH25883	A51081, A15594, AA14883	16", 18"	New Universal	29.75 ea.
SH40129	A30129, A51080	400, 450, 500MM	NU Metric	32.50 ea.
FORD Plows				
SH201344	201344	14", 16", 18"	Gen. Purpose	25.25 ea.
SHEP7490	SBP-EP7490S	14", 16", 18"	150, 151, 152	24.75 ea.
SH220381B	220381B, 220375B	18", 20"	Deep Till	26.90 ea.
INTERNATIONAL HARVESTER — SALFORD Plows				
SH522325R12	522325R12, 132001C1	14", 16", 18"	Super Chief	27.75 ea.
MASSEY-FERGUSON Plows				
SH660020	660020M1, 660008M1	14", 16", 18"	"N" & "N"	25.90 ea.
MELROE/MORRIS Plows				
SHEP7490	6522182	14", 16", 18"	Gen. Purp.	24.75 ea.
SH347649	652091	16", 18"	AC 387 Bottom (987 Series)	26.30 ea.
WIL-RICH Plows				
SHEP7490	213022, A4257	16", 18"	Gen. Purp.	24.75 ea.
WHITE/OLIVER Plows				
SHEP7490	EP7490, HR22615A	12", 14", 16", 18"	419, 519, 619, 719	24.75 ea.
SH220381B	220381B, 220375B	18", 20"	549, 588, 598 (High Back)	26.90 ea.
SH219279BS	219279BS	14", 16", 18"	Oliver 919	27.75 ea.

SHOUP® Replacement Moldboards



Solid Steel Construction

Mounting hardware included with Moldboards.

- Made in the U.S.A.
- High-Carbon Steel
- Heat-treated

ALLIS-CHALMERS Plows				
SH34966	347966	14", 16", 18"	387	174.95 ea.
CASE Plows For newer Case plows, see White/Oliver R619 Series.				
SHT60001	T60001, EX 16, T21451	16"	EX A, B, C	174.95 ea.
DMI Plows				
SH61916	33111601	16"	Hydra-wide	175.95 ea.
JOHN DEERE Plows				
SH2122A	A20700, BA1022A	14"	High Speed	152.50 ea.
SH2124A	A20702, BA1024A	16"	High Speed	175.95 ea.
SH25885	A15596, A14885	16"	New Universal	182.95 ea.
SH26673	A17431, A15673	18"	New Universal	219.95 ea.
SH43209	A32209	450MM	NU Metric	212.95 ea.
FORD Plows				
SH104409	104409	14"	General Purpose	169.95 ea.
SH104412	104412	16"	General Purpose	172.95 ea.
SH61916	R61916	16"	150, 151, 152	175.95 ea.
SH61918	R61918	18"	150, 151, 152	189.95 ea.
SH220746	220746BS	18", 20"	Deep Till	192.95 ea.
INTERNATIONAL HARVESTER — SALFORD Plows				
SH462313	462313R	14"	Super Chief (Gen. Purpose)	172.95 ea.
SH462314	179314A1, 58996C, 132000C2	16", 18", 20"	Super Chief (Gen. Purpose)	219.95 ea.
MASSEY-FERGUSON Plows				
SH660204	660204-M1, 660206	16", 18"	"N" & "N" Heavy Duty	168.95 ea.
MELROE/MORRIS Plows				
SH61914	6522181	14"	Star (Gen. Purpose)	169.95 ea.
SH61916	6522185	16"	Star (Gen. Purpose)	175.95 ea.
WIL-RICH Plows				
SH61916	215802, A4258	16"	General Purpose	175.95 ea.
WHITE/OLIVER Plows				
SH61914	R619-14, HR21799B	14"	419, 619	169.95 ea.
SH61916	R619-16, HR21800B	16"	419, 619	175.95 ea.
SH61918	R619-18	18"	619	189.95 ea.
SH220746 (High Back)	220746BS	18", 20"	549, 588, 598 (High Back)	192.95 ea.

SHOUP® Replacement Landsides

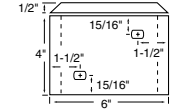
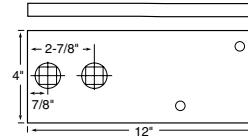
Mounting hardware included.



- Made in the U.S.A.
- High-Carbon Steel
- Heat-treated

Order No.	Replaces OEM No.	Series	SHOUP Savings Price
ALLIS CHALMERS Plows			
SH819W	349819	387	33.50 ea.
SH868W	—	387	23.50 ea.

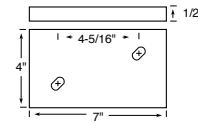
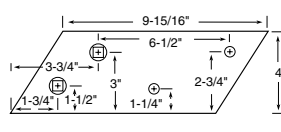
SH819W Inner Plate



SH868W Wear Pad

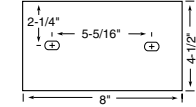
JOHN DEERE Plows			
SH493W	A16493	High Speed & New Universal	28.50 ea.
SH262W	A16495	High Speed & New Universal	21.75 ea.
SH862W	A45226	New Universal (Metric)	34.95 ea.

SH493W Inner Plate



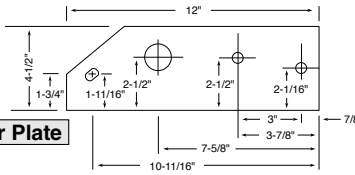
SH262W Wear Pad

SH862W Wear Pad

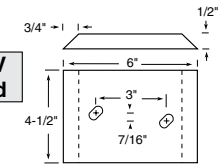


INTERNATIONAL HARVESTER Plows			
SH59057	59057C1	Super Chief	29.90 ea.
SH058UV	59058C1	Super Chief	15.50 ea.

SH59057 Inner Plate

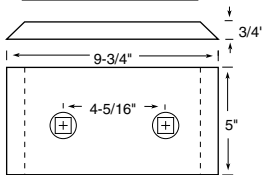


SH058UV Wear Pad

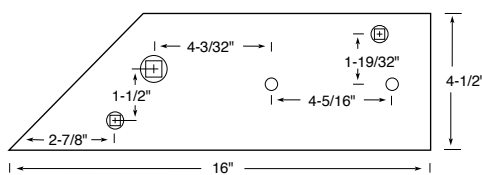


WHITE/OLIVER Plows			
SH270W	218270B	419, 425, 619, 625	43.25 ea.
SH270WA	—	419, 425, 619, 625	48.20 ea.
SH058UV	—	419, 425, 619, 625	15.50 ea.
SH379	220379B	549, 588, 598	45.30 ea.
SH919	220919B	549, 588, 598	86.95 ea.

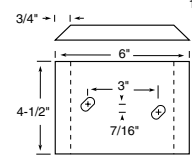
SH919 Wear Pad



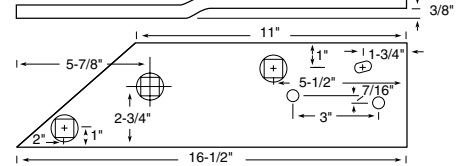
SH379 Inner Plate



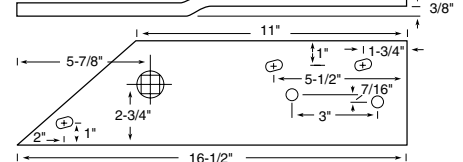
SH058UV Wear Pad



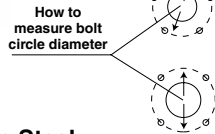
SH270WA (Newer)



SH270W (Older)



SHOUP® Replacement Fluted Coulters



- Fluted Edges
- Heat-treated Boron Steel

Order No.	Diameter	Thickness	Center Hole Diameter	Bolt Circle Diameter	Bolt Hole Diameter	No. of Bolts	SHOUP Savings Price
DMI, MELROE/MORRIS, WIL-RICH							
GD2203	17"	4.5mm (.177)	3-11/16"	5"	17/32"	4	44.95 ea.
SH33440	20-1/2"	4.5mm (.177)	3-11/16"	5"	17/32"	4	49.95 ea.
JOHN DEERE							
SH28093	17"	4mm (.157)	2-1/8"	3-1/2"	13/32"	6	50.95 ea.
SH44066	20"	4.5mm (.177)	2-1/8"	3-1/2"	13/32"	6	63.80 ea.
JOHN DEERE METRIC							
SH44066	20"	4.5mm (.177)	2-1/8"	4-3/4"	17/32"	5	63.80 ea.
SH45066	22"	5mm (.197)	2-1/8"	4-3/4"	17/32"	5	80.95 ea.
INTERNATIONAL HARVESTER							
SH469191R3	17"	4mm (.157)	Center Hole	3-1/4"	11/32"	6	51.50 ea.
SH474252	20"	4.5mm (.177)	1-11/32" x 31/32"	3-1/4"	11/32"	6	64.90 ea.
SH122567C1	22"	5mm (.197)	1-1/2"	4-1/2"	1/2"	4	81.85 ea.
WHITE/OLIVER (also Ford 150, 151 & 152 or newer), AUSERMAN, SALFORD							
GD2203	17"	4.5mm (.177)	4"	5-1/4"	17/32"	4	44.95 ea.
SH33440	20-1/2"	4.5mm (.177)	4"	5-1/4"	17/32"	4	49.95 ea.

Bearing Kits for Moldboard Plow Coulters



Includes: (2) tapered bearings & cups, (1) seal, (1) dust cap.

Order No.	Fits	Price
DI0633	DMI	15.95 ea.
SH26162	International Harvester	44.95 ea.
SH36300	John Deere	25.95 ea.
SH27301	White	20.95 ea.

SHOUP® Replacement Parts for Deep Tillage Disc Rippers

SHOUP
Savings Price



Order No.	Description - Fits Models	SHOUP Savings Price
BLU-JET SUBTILLER I, II, III, 4		
SS80300	Spring Tillage Point, chrome alloy. 2" x 14". SS80300 & SS80400 mount with carriage bolts.	122.95 ea.
SS80400	Fall Tillage Point, chrome alloy. 2-7/8" x 15-1/2".	156.95 ea.
SS80500	Carriage bolt, washers, nut. Use with SS80300, SS80400.	9.95 ea.
SS80600	Reversible Shin Guard, chrome alloy. 1-3/8" x 2-7/8" x 22-1/4".	117.50 ea.
SS80700	Bolt, lock washer, nut. Use with SS80600.	1.50 ea.
SH33440	20-1/2" Fluted coulter, 4.5mm (.177). 5" or 5-1/4" bolt circle.	49.95 ea.
SH25798	20" Notched coulter, 4.5mm (.177). 5" or 5-1/4" bolt circle.	84.95 ea.
280501	Hub with cups installed.	51.95 ea.
DI0633	Bearing kit. (2) bearings, cups, seal, cotter pin, dust cap.	15.95 kit
BRENT CPC and EARTHQUAKE™		
SS25300C	Booted Point with chrome cap; Early CPC with no shank protector on front of shank.	43.75 ea.
SS25400C	Booted Point with chrome cap; Late CPC with shank protector on front of shank; Earthquake™.	66.75 ea.
WSS25400C	7" Wide winged booted point with chrome cap; Late CPC with shank protector on front of shank; Earthquake™.	167.95 ea.
RP12200	Outer roll pin, 1/2" x 2"; all CPC.	1.10 ea.
RP516200	Inner roll pin, 5/16" x 2"; all CPC.	.50 ea.
246	24" Smooth blade; 6mm (.236), 3-1/4" concavity, 1-3/4" rd. axle; all CPC.	75.50 ea.
DS211-TTR13	Front gang bearing; Early CPC with 2 pc. 4-bolt flange.	55.90 ea.
DS214-TTRA	Front gang bearing; Late CPC with 1 pc. 3-bolt cast flange.	109.50 ea.
DS209-TT2	Rear gang bearing; Early CPC with 2 piece flange.	32.50 ea.
FD211RE	Rear gang bearing; Late CPC with 4-bolt riveted flange.	59.75 ea.
BRILLION LAND COMMANDERS, COMPACTION COMMANDER, SOIL COMMANDERS, ZONE COMMANDER®		
SS25900	2-1/2" booted point for 1-1/4" wide shank.	49.95 ea.
SS25900C	2-1/2" booted point with chrome cap for 1-1/4" wide shank.	60.95 ea.
WSS25800C	7" winged booted point with chrome cap for 1-1/4" wide shank.	127.75 ea.
RP516200	Roll pin, inner; for booted points. 5/16" x 2".	.50 ea.
RP12200	Roll pin, outer; for booted points. 1/2" x 2".	1.10 ea.
SH35819	Shank protector, alloy, v-shape; Land Commanders I, II, III; Compaction Commanders.	135.95 ea.
H12212	Hex Bolt for SH35819.	1.15 ea.
LN12	Lock Nut for H12212.	.35 ea.
SH65797	Shin guard, reversible; for 1-1/4" straight shank. Zone Commander®.	58.95 ea.
H34300	Hex Bolt for SH65797.	3.75 ea.
LN34	Lock Nut for H34300.	1.35 ea.
FD211RM	Bearing with riveted flange for disc gang; Land Commanders I & II. For TILLXTREME™ maintenance free bearings see pg. 151.	104.95 ea.
SH9408	Trunnion Bearing Assembly used on disc gang; includes trunnion, relube bearing, shields, retainer. Land Commander III.	112.95 ea.
BRG60	Bearing only; for SH9408 trunnion assembly.	52.95 ea.
SH4924	Bearing Shield for BRG60, 2 used.	3.25 ea.
SH3094	Retainer Ring for SH9408 trunnion assembly.	6.25 ea.
SH510538	End Washer; Land Commanders.	29.95 ea.
SLN112	1-1/2" Slotted Nut; Land Commanders.	9.90 ea.
820	20" Smooth Blade, 4.5mm (.177), 2" concavity, 1-1/2" sq. axle; Land Commanders I & II.	40.50 ea.
958	22" Smooth Blade, 6mm (.236), 2-1/2" concavity, 1-1/2" sq. axle; Land Commanders I & II.	61.75 ea.
245	24" Smooth Blade, 6mm (.236), 3-1/4" concavity, 1-1/2" sq. axle; Land Commander III.	74.50 ea.
High Quality Blades made in North America.		
DI3355	20" Curved Blade; 5 bolt, 5mm (.197), 1-3/4" concavity. Soil Commanders, Land Commander III, Zone Commander®.	49.95 ea.
DI2255	22" Curved Blade; 5 bolt, 6mm (.236), 1-7/8" concavity. Soil Commanders, Land Commander III.	73.95 ea.

Disc Ripper - Shoup Parts For (Cont.)



Order No.	Description - Fits Models	SHOUP Savings Price
BRILLION (cont.)		
SH9450	Bearing Kit for 5 bolt curved blades and 5 bolt straight coulters. (2) bearings, (2) cups, seal, o-ring, cotter pin, dust cover; Soil Commanders, Land Commander III, late Zone Commander®.	26.75 kit
SH33440	20-1/2" Fluted Coulters, 4 bolt; Compaction Commander, early Zone Commander®.	49.95 ea.
GD2039	Hub for 4 bolt SH33440 coulters; Compaction Commander, early Zone Commander®.	52.95 ea.
GD8220	Bearing Kit for GD2039 hub. (2) bearings, (2) cups, seal, dust cover.	16.95 kit
GREAT PLAINS Max-Chisel, Turbo-Chisel & Verti-Till		
GP9702	7" Capped Point with hardfaced wings. Hardware included. Max-Chisels MC5109-MC5315; Turbo-Chisels TC5109-TC5323, TCN5107-TCN5313; Inline and Verti-Till Rippers SS0300-SS2000, VT4360A-VT9225A with 1-1/4" wide shank.	159.95 ea.
GP9705	7" Capped Point with fin and hardfaced wings. Hardware included. Fits 1-1/4" wide shank. Fits same models as GP9702.	175.95 ea.
GP9700	2-1/2" Capped Point. Hardware included; Inline and Verti-Till Rippers SS0300-SS2200, VT4360A-VT9225A with 1-1/4" wide shank.	129.95 ea.
SH82011	20" VT Wave Blade; 6.5mm (.256), 5/8" width, 1-3/4" rd. axle. Verti-Till VT4360A-VT9225A. Replaces No. 820-011C. Will replace 5mm 820-261C blade.	79.95 ea.
SH82430	22" VT Wave Blade; 6.5mm (.256), 5/8" width, 1-3/4" rd. axle. Turbo Chisels TC5109-TC5323, TCN5107-TCN5313. Replaces No. 820-430C. Will replace 5mm 820-350C blade.	84.95 ea.
FD211RE	Relube Bearing, PEER brand; riveted flange; 1-3/4" rd. bore. Verti-Till 4360A, 5300A, 6360A, 7225A, 7300A, 9225A for disc gang. For TILLXTREME™ maintenance free bearings see pg. 151.	59.75 ea.
BRG38	Relube Bearing w/rubber ring, for disc gang used with 2 pc. housing (not included); 1-3/4" rd. bore. Turbo-Chisels to s/n A1851. Replaces No. 822-026C.	52.95 ea.
SH55375	Bearing Shield for BRG38.	2.95 ea.
SH82294	TILLXTREME™ Bearing with Housing, maintenance free. Turbo Chisels s/n A1852 & up for disc gang. Use to update earlier s/n with 2 pc. housing. Replaces No. 822-294C. PEER TILLXTREME™ with 6 lip seal to keep dirt out, factory lubricated with high viscosity grease.	153.95 ea.
FD209RB NTN brand	Relube Bearing, with riveted flange; 1-1/2" rd. bore. Rolling baskets on Verti-Till 4360A, 6360A. For TILLXTREME™ maintenance free bearings see pg. 151.	61.95 ea.
PB209RB PEER brand	Relube Bearing, with riveted flange; 1-1/2" rd. bore. Fits same models as FD209RB.	38.95 ea.
SH5107	Relube Bearing with lock collar; Chopper reel on Turbo-Chisels TC5109-TC5323 with 39" or longer reel knives.	41.95 ea.
FARMHAND - GLENCOE YIELD BUILDER Disc Ripper <small>For DT8400, DR8500, DR8700 points see shoupparts.com</small>		
SS25120	Booted Point; YB8400, YB8500, DT8200, SS7400; 552A with 1-1/4" wide shanks.	37.95 ea.
SS25120C	Booted Point with chrome cap; YB8400, YB8500, DT8200, SS7400; 552A with 1-1/4" wide shanks.	58.95 ea.
RP38200	Roll pin, 3/8" x 2". Use with SS25120, SS25120C.	.80 ea.
DS209-TTR4	Disc gang and rolling basket bearing; 552A, YB8400.	32.95 ea.
G85MSA	Flange Set; use with DS209-TTR4.	18.80 set
FD209RB NTN brand	Disc gang bearing with riveted flange; YB8500. For TILLXTREME™ maintenance free bearings see pg. 151.	61.95 ea.
PB209RB PEER brand	Disc gang bearing with riveted flange; YB8500.	38.95 ea.
SH27688	2-13/16" Spool; used with DS209-TTR4 bearing.	53.95 ea.
SH27687	3-5/16" Spool; used with DS209-TTR4 bearing.	55.25 ea.
SSB20	20" flat coulters blade, 5mm (.197), 1-1/2" rd. axle.	51.95 ea.
SHSQ11	Spike tooth, 3/4" square, 11" overall length.	4.50 ea.
SH00101	V-Bolt; use with SHSQ11.	.70 ea.
FN38	3/8" Flange Nut, use with SH00101.	.22 ea.
SH6150	Bearing Kit; Glencoe Yield Builder.	18.25 kit
280551	6-Bolt Hub; Glencoe Yield Builder.	43.50 ea.

SHOUP® Chrome Alloy ripper points are designed to provide exceptional wear up to 3 times longer than standard steel ripper points. Field proven to provide superior strength and wear without creating additional drag. Chrome alloy points provide superior wear in most soil types and conditions. They aren't recommended for use in frozen or rocky conditions.

DMI® Primary Tillage Tools - CASE-IH - NEW HOLLAND

360 Bullet™ points
see pg. 193.

Points for **1-1/2" wide shank.** Turbo-Tiger®, Tiger-Two®, Turbo-Tiger®II; Rear shank only on 530, 530B, 530C, 730, 730B, 730C, 9300, ST770, ST775.

DI9810	10" Steel Point with chrome cap; includes hardware.	87460072	178.95 ea.
SH11510	10" Chrome Alloy Point; includes hardware.		269.95 ea.
DI0074	7" Steel Point with chrome cap; includes hardware.	87460074	153.95 ea.
SH11507	7" Chrome Alloy Point; includes hardware.		229.95 ea.
DI9701	2-1/2" Steel Point with chrome cap; includes hardware.	87460071	134.95 ea.

Points for **1-1/4" wide shank.** 500, 527, 527B, 690, 870, 875, 900, 1000, 1300, MRX690, ST720, ST740; 2500, ST650 with curved parabolic or MRD shanks; 6750 parabolic. Front Shank only on 530, 530B, 530C, 730, 730B, 730C, 9300, ST770, ST775.

DI9702	7" Steel Point with chrome cap; includes hardware.	87460070	159.95 ea.
SH11207	7" Chrome Alloy Point; includes hardware.		174.95 ea.
DI9700	2-1/2" Steel Point with chrome cap; includes hardware. Also fits Colter Champ®II & II HD.	87460075	121.95 ea.

Points for **3/4" wide no-till shank.** 2500, ST650.

DI9703	8" No-Till Steel Point with chrome cap; includes hardware.	87388006	140.95 ea.
SH13408	8" Chrome Alloy No-Till point; includes hardware.		189.95 ea.
SH20046	No-Till Shank. 2500 (2007 and prior); ST650.	48058071	129.95 ea.
SH65693	No-Till Shank. 2500 (2008 and after).	87665693	109.95 ea.
H58334	Shear Bolt, 5/8" x 3-3/4"; for SH20046, SH65693.		2.75 ea.
HN58	5/8" Hex Nut.		.35 ea.
SH01425	Pivot Bolt, 7/8" x 3-3/4"; for SH20046, SH65693.		6.75 ea.
HN78	7/8" Hex Nut.		.95 ea.

DI9560	Shank Protector with hardware, wedge shape; Fits MRD shanks only on 500, 527, 527B, 530, 530B, 530C, 730, 730B, 730C, 2500, 9300, ST720, ST770.	09581760, 09581761	48.95 ea.
SH87394	Shank Protector; 690, MRX690 2008 & after with pre-drilled holes in shank; 870, 875.	87549262, 87700394	69.95 ea.
RP38200	Roll Pin for SH87394, 2 used.	86624061	.80 ea.

DI3334	4" Covering Point. Colter Champ®II HD, Tiger-Two®, Turbo-Tiger®II, 500, 527, 527B, 530B, 530C, 690, 730B, 730C, 870, 875, 900, 1000, 1300, 6700, 6750, 9300, MRX690, ST650, ST720, ST740, ST770, ST775; also 2500 with curved parabolic shanks.	33310079	24.95 ea.
DI3336	6" Covering Point. Tiger-Two®, Turbo-Tiger®II, 527, 527B, 530B, 530C, 730B, 730C, 6700, 6750, 9300, ST650, ST720, ST770, ST775; also 2500 with curved parabolic shanks.	33310080	25.95 ea.
DI3338	8" Covering Point. Tiger-Two®, Turbo-Tiger®II, 530, 530B, 530C, 730, 730B, 730C, 9300, ST770, ST775.	33310070	29.95 ea.
PB716114	Plow Bolt for DI3334, DI3336, DI3338.		.60 ea.
HN716	7/16" Hex Nut.		.15 ea.
LW716	7/16" Lock Washer.		.12 ea.

SH65000	Bracket, Covering Point, for 1-1/2" wide shank. Tiger-Two®, Turbo-Tiger®II, 530, 530B, 530C, 730, 730B, 730C, 6700, 9300, ST770, ST775.	09965000	30.95 ea.
SH80750	Bracket, Covering Point, for 1-1/4" wide shank. Colter Champ®II HD, 500, 527, 527B, 690, 870, 875, 900, 1000, 1300, 6700, 6750, MRX690, ST650, ST720, ST740.	09580750	30.95 ea.
H12212	Hex Bolt for SH65000 (2 used).		1.15 ea.
H12234	Hex Bolt for SH80750 (2 used).		1.24 ea.
HN12	1/2" Hex Nut for H12212, H12234.		.19 ea.

DI3355	20" curved smooth blade; 5mm (.197), 5 bolt. Tiger-Two®, Colter Champ®II HD, 527, 527B, 530, 530B, 730, 730B, 900, 1300, 9300, 6700, 6750, ST720, ST770.	33552050, 87443007	49.95 ea.
DI2255	22" curved smooth blade; 6mm (.236), 5 bolt. 530, 530B, 530C, 730, 730B, 730C, 870, 9300, ST770, ST775.	33552255, 87443010	73.95 ea.
DI8779	24" curved smooth blade; 6.5mm (.256), 5 bolt. 870, 875.	47648699	79.95 ea.
DI3365	Bolt, lock nut, washer for DI3355, DI2255, DI8779.		2.25 ea.
DI2806	5-bolt hub for curved blade; Tiger-Two®, Colter Champ®II HD, 527, 527B, 530, 530B, 530C, 730, 730B, 730C, 870, 875, 900, 1300, 6700, 6750, 9300, ST720, ST770, ST775.	28705006, 47648698	89.95 ea.



Disc Ripper - Shoup Parts For (Cont.)

	Order No.	Description - Fits Models	Replaces Case-IH No.	SHOUP Savings Price
DMI® Primary Tillage Tools - CASE-IH - NEW HOLLAND (cont.)				
	DI2120	Bearing kit for front curved blade; Tiger-Two®, Colter Champ®II HD, 527, 527B, 530, 530B, 730, 730B, 900, 1300, 6700, 6750, 9300, ST720, ST770.		23.95 kit
	DI8763	Bearing kit for front curved blade; 530C, 730C, 870, 875, ST775.		34.95 kit
	912952	Spindle nut for DI2120, DI8763.		1.16 ea.
	DI3350	18" Rear Leveler Blade, curved; 3mm (.120), 4 bolt.	443628A1, 84180366	31.95 ea.
	DI3390	Bolt and nut for DI3350.		.90 ea.
	DI9120	Spindle with 4-bolt hub for rear leveler blade; 527, 527B, 530, 530B, 730, 730B, 900, 1300; 2500 prior to 2006; 6700, 6750; 9300 prior to 2006; ST650, ST720, ST770. Berm Build'r on 2500, ST650.	09103120	86.95 ea.
	SH87044	Spindle with 4-bolt hub for rear leveler blade; 2500 after 2006; 530C, 730C.	87377044	94.95 ea.
	912953	Spindle nut for DI9120, SH87044.		.95 ea.
	SH84369	Spindle with 4-bolt hub for rear leveler blade; 870, 875.	84403369	109.95 ea.
	DI2180	Bearing kit for rear leveler blade. Fits same models as DI3350 (except 870, 875).		24.95 kit
	DI8705	Bearing kit for rear leveler blade; 870, 875.		51.95 kit
	SH24891	Down pressure spring for rear leveler; (3-3/16" O.D., 13-1/8" long). Turbo-Tiger®, Tiger-Two®, Turbo-Tiger®II, 527, 527B, 530, 530B, 730, 730B, 900, 1300, 6700, 6750.	24143891	34.50 ea.
	FD209RA NTN brand	Relube Bearing, with riveted flange; 1-3/4" rd. bore. Rolling basket on early 870.	ST491A	36.95 ea.
	FD209RK NTN brand	Relube Bearing, with riveted flange; 1-1/4" sq. bore. Rolling basket on late 870; 875.	84151226	64.95 ea.
	DI0633	Bearing kit for 20", 22", 24" flat blades; Colter Champ, Colter Champ®II & II HD, Tiger-Two®, 500, 527, 527B, 530, 530B, 730, 730B, 900, 1000, 1300, 2500, 6700, 6750, ST650, ST720, ST770.		15.95 kit
	280501	4-bolt hub. Fits same models as DI0633.	28263340	51.95 ea.
	SH71178	20-1/2" flat blade; 4.5mm (.177), 4 bolt. 500, 1000.	443626A1	56.95 ea.
	SH33635	22" flat blade; 5mm (.197), 4 bolt. 2500, ST650.	443635A1	59.95 ea.
	SH33542	24" flat blade; 6mm (.236), 4 bolt. Colter Champ®II & II HD, Tiger-Two®, 527, 527B, 530, 530B, 730, 730B, 900, 1300, 6700, 6750, ST720, ST770.	443638A1	78.95 ea.
	SH409556	Relube Bearing (only); for cast trunnion bearing assembly. 690, 870, 875, MRX690, ST740.	409556A1	159.50 ea.
	SH193929	Bearing Shield for SH409556.	193929A1	4.75 ea.
	SH12433	Retainer Ring for SH409556.	87016938	9.75 ea.
	SH193907	Trunnion Bearing Housing. 690, 870, 875, MRX690, ST740.	193907A1	56.95 ea.
	SH197334	Trunnion Bushing. 690, 870, 875, MRX690, ST740.	197334A1	19.50 ea.
	SH195109	Trunnion Bearing Mount. 690, 870, 875, MRX690, ST740.	195109A1	35.95 ea.
	240FB	24" smooth blade, 6mm (.236), 3" concavity, 1-1/2" sq. axle. 690, MRX690, ST740.		72.25 ea.
	261FB	26-1/2" smooth blade, 6.5mm (.256), 3-1/4" concavity, 1-1/2" sq. axle. 870, 875.		94.95 ea.
	BK783	Bearing kit for 6-bolt transport wheels on 527, 527B, 900, 6700, 6750, ST720. Gauge wheels on 9300, ST770.		22.95 kit
	289011	6-bolt hub. Fits same models as BK783.	28278300	72.95 ea.
	SH123096	Bearing kit for 6-bolt transport wheels. 690, MRX690.	123096A2	42.95 kit
	SH606468	6-bolt hub. Fits same models as SH123096.	606468R21	97.50 ea.
	BK709	Bearing kit for 6-bolt gauge wheels. 500, 2500, ST650.		29.95 kit
	280511	6-bolt hub. Fits same models as BK709.	28270900	62.95 ea.
	BK508	Bearing kit for 8-bolt transport wheels. 530, 530B; ST770 5-shank.		36.95 kit
	282508	8-bolt hub. Fits same models as BK508.	28250800	169.95 ea.
	BK608	Bearing kit for 8-bolt transport wheels. 530C, 730, 730B, 730C; ST770 7-shank; ST775.		82.95 kit
	281081	8-bolt hub for transport wheels. 530C, 730, 730B; ST770 7-shank; ST775 5-shank.	28760800	129.00 ea.
	287630	8-bolt hub for transport wheels. 730C; ST775 7-shank.	87330630	174.95 ea.

Order No.	Description - Fits Models	Replaces JD No.	SHOUP Savings Price
<p>SHOUP® Chrome Alloy ripper points are designed to provide exceptional wear up to 3 times longer than standard steel ripper points. Field proven to provide superior strength and wear without creating additional drag. Chrome alloy points provide superior wear in most soil types and conditions. They aren't recommended for use in frozen or rocky conditions.</p> <p>JOHN DEERE Disk Ripper, V-Ripper, Mulch Ripper</p> <p>Points for 510, 512, 900, 910, 913, 915, 955, 2700, 2720, 2730; 2100 with 1-1/4" shanks.</p>			
SS25120	2-1/2" Booted Steel Point.	360 Bullet™ points see pg. 193.	37.95 ea.
SS25120C	2-1/2" Booted Steel Point with chrome cap.		58.95 ea.
WSS25120C	7" Steel Point with chrome cap, hardfaced wings.		142.95 ea.
SH21207	7" Chrome Alloy Point; includes hardware.		194.95 ea.
WSS25125C	10" Steel Point with chrome cap, hardfaced wings.		172.50 ea.
SH21210	10" Chrome Alloy Point; includes hardware.		234.95 ea.
RP38200	Roll Pin; early 510, 900, 910, 913, 915.		.80 ea.
SH12212	Hardware kit; late 510, 913, 915; 512, 955, 2100, 2700, 2720, 2730. Includes bolt, flat washer, locking flange nut.		1.60 kit
SH361138 Chrome-Nickel Alloy	Shank Protector for curved shank with spring cushion reset. Requires 2 mounting holes on 17-1/4" centers. 512, 913, 915, 955, 2700, 2720, 2730.	N261138, N262622	114.95 ea.
SH361140 Chrome-Nickel Alloy	Shank Protector for curved shank with shear bolt or standard spring reset. Requires 2 mounting holes on 11-1/4" centers. 512, 913, 915, 955, 2700.	N261140	114.95 ea.
RP38214	Roll Pin for SH361138, SH361140. 2 used.	34H356	1.40 ea.
SH505093	Scraper, 5" wide; 2720, 2730.	N405093	14.25 ea.
SH503316	Scraper, 7" wide; 2720, 2730.	N403316	16.25 ea.
SH45642	Spiral Pin; use with SH505093, SH503316.		.75 ea.
SH362102	U-Bolt to mount spring reset cushion trip standard to 4" x 6" frame (2 used); 512, 2700, 2720, 2730.	N262102	17.50 ea.
SH50017	7/8" Lock Nut for SH362102.	K40017	1.25 ea.
SH21667	7/8" Heavy Flat Washer for SH362102.	A11667	2.99 ea.
SH361429	Tension Spring; 510, 512, 2720, 2730 with spring loaded arms.	N261429	7.09 ea.
SH341152	Inner Scraper, 7" wide; 510, 512 inner disc blades with spring loaded arms.	N241152	14.75 ea.
SH47468	Outer Scraper, 5" wide; 510, 512 outer disc blades with spring loaded arms.	N242909	9.95 ea.
SH45642	Spiral Pin; use with SH341152, SH47468.		.75 ea.
SH341286	Scraper Arm; RH front, LH rear gangs. 510 with 22" or larger blades, 512.	AN241286	45.95 ea.
SH341287	Scraper Arm; LH front, RH rear gangs. 510 with 22" or larger blades, 512.	AN241287	45.95 ea.
SH38637	Relube Bearing for disc gang; 510, 512; 2730 s/n 780001 & up.	AA28186, AKK22197	33.95 ea.
FL635	Flange Set; use with SH38637.		15.95 set
SH46772	Gasket; use with FL635 flange set.	A36772	2.25 ea.
SH40637	Bearing Kit; includes SH38637, flanges, gasket, hdw.	AA30942, AKK33315	48.95 kit
SH340405	Bracket, use with SH38637 bearing; 510, 512.	N240405	68.75 ea.
DC208-TT5	Bearing for mulching disc; 2700 to s/n 1199. 2 used per housing.	JD9350	24.95 ea.
SH361792	Axle for mulching disc; 1-1/8" sq., 9-5/16" long. 2700 to s/n 1199.	N261792	47.50 ea.
SH63905	Bearing, double row tapered; for mulching disc blade. 2700 s/n 1200 & up. 1 used per housing.	AE53905	62.95 ea.
SH36480	Seal, triple lip; use with SH63905.	AR26480	9.75 ea.
SH36632	Inner Wear Ring, steel; use with SH63905.	R26632	5.95 ea.
SH362741	Outer Wear Ring, plastic; use with SH63905.	N262741	19.95 ea.
SH54000	Snap Ring; use with SH63905.	U44000	4.25 ea.
SH360556	O-ring; use with SH63905.	N260556	.95 ea.
SH16196	Sealed Bearing with nylon liner for disc gang with 2 bolt split bearing housing. 2720; 2730 to s/n 780000; also rolling baskets with 3 bolt housing on 2720, 2730.	AKK16196	74.50 ea.
SH342933	Upper Gang Bearing Housing for SH16196.	N242933	38.95 ea.
SH342934	Lower Gang Bearing Housing for SH16196.	N242934	20.50 ea.



Disc Ripper - Shoup Parts For (Cont.)



Order No.	Description - Fits Models	Replaces JD No.	SHOUP Savings Price
JOHN DEERE Disk Ripper, V-Ripper, Mulch Ripper (cont.)			
490	18" Smooth Blade, 4.5mm (.177), 1-3/4" concavity; 2700 rear leveling disc only .		35.90 ea.
991	20" Smooth Blade, 5mm (.197), 1-5/8" concavity; 510, 512.		47.95 ea.
216	22" Smooth Blade, 6.5mm (.256), 2-5/16" concavity; 510, 512, 2700.		74.80 ea.
242	24" Smooth Blade, 6.5mm (.256), 2-1/2" concavity; 510, 512.		83.85 ea.
243	24" Notched Blade, 6.5mm (.256), 2-1/2" concavity; 510, 512.		84.50 ea.
998	24" Smooth Blade, 6.5mm (.256), 2-1/2" concavity; 2720.		83.50 ea.
997	24" Notched Blade, 6.5mm (.256), 2-1/2" concavity; 2720.		84.80 ea.
SH8603	Bearing; 2700 rear leveling disc.	AN261766	16.95 ea.
SH341234	7" Spool; 510, 512.	N241234	65.75 ea.
SH340970	2-1/2" Spool; 510, 512.	N240970	46.90 ea.
SH44204	Sleeve; 510, 512.	B34204	47.95 ea.
SH360397	Spool, 11" spacing; 510, 512.	AN260397	79.50 ea.
1-1/4" Square Axles to fit 510, 512. - Length shown, measured below head to end of threads.			
DA50116	50-1/16" 104.99 ea.	DA83116	83-1/16" 147.72 ea.
DA61116	61-1/16" 118.55 ea.	DA105116	105-1/16" 231.18 ea.
DA72116	72-1/16" 131.93 ea.	DA1061516	106-15/16" 238.94 ea.
DA731516	73-15/16" 134.49 ea.		
SH44066	20" fluted coulters; 910, 915, 955.	A33066	63.80 ea.
SH45066	22" fluted coulters; 910, 915, 955.	A34776	80.95 ea.
SH36234	Bearing Kit for fluted coulters; 910, 915, 955. (2) cones, (2) cups, seal, seal retainer, cotter pin, dust cap.		19.95 kit
SH85275	Spindle with 5-bolt hub; 910, 915, 955.	A75275, AA33383	94.50 ea.
SH22188	Slotted Nut, 1" fine thread; use with SH85275.	A12188	4.25 ea.
CP316112	Cotter Pin for SH22188.	11H218	.25 ea.
SH28331	6-Bolt Hub; 510, 512, 915, 955, 2700.	AN183318	78.50 ea.
SH28332	Bearing Kit for SH28331 6-bolt hub.		35.95 kit
FE01215	8-Bolt Hub; 512, 2700.	R49841	123.95 ea.
FE01496	Bearing Kit for FE01215 8-bolt hub.		39.95 kit
KUHN KRAUSE Dominator, Landbuilder & TL3000 Disc Ripper			
Points for 1-1/4" wide shanks.		360 Bullet™ points see pg. 193.	
SS25120	Booted Point; 2-1/2" wide.		37.95 ea.
SS25120C	Booted Point with chrome cap; 2-1/2" wide.		58.95 ea.
WSS24050	7" Wide Winged Booted Point with chrome cap, hardfaced wings.		139.95 ea.
WSS25125C	10" Wide Winged Booted Point with chrome cap, hardfaced wings.		172.50 ea.
Points for 3/4" wide shanks.			
SH7560	2" Point for 3/4" wide No-Till shank. 4830, 4835. Ni Hard/Abrasion Resistant material provides superior wear in most soil types and conditions.		97.95 ea.
SH7600	Wing for 3/4" wide No-Till shank. 4830, 4835.		64.95 ea.
SP12134	Spiral Pin for SH7560, SH7600.		1.99 ea.
SH12212	Hardware kit for Dominator points. Includes bolt, flat washer, flange nut.		1.60 kit
RP38200	Roll Pin for Landbuilder 4880 points.		.80 ea.
SH48136	Shank Protector with chrome alloy inserts. Front shanks on Dominator. Requires SH48137 u-bolt and mounting strap.		79.95 ea.
SH48137	U-bolt and mounting strap kit for SH48136.		9.75 kit
SH48041	Shank Protector with chrome alloy inserts. Rear shanks on Dominator. Requires SH48042 u-bolt and mounting strap.		83.95 ea.
SH48042	U-bolt and mounting strap kit for SH48041.		9.75 kit
SH7630	Shank Protector for 3/4" wide No-Till shank. 4830, 4835.		98.50 ea.
BRG67	Relube Disc Gang Bearing with rubber ring for 1-3/4" rd. axle. Front disc gang on Dominator 4850.	SH48137 SH48042	68.95 ea.
SH55105	Bearing Shield for BRG67.		2.75 ea.
SH40175	Bearing Kit; (2) bearings, (2) seals. Rear disc blades on Dominator 4850.		88.95 kit
BRG38	Relube Disc Gang Bearing w/rubber ring for 1-3/4" rd. axle. Landbuilder 4880.		52.95 ea.
SH55106	Bearing Shield for BRG38.		3.50 ea.
FD209RK	Bearing for Crumbler wheels on Dominator 4850.		64.95 ea.
SH37003	Bearing for Star wheels on Dominators (2 used).	SH37003	9.75 ea.

Disc Ripper - Shoup Parts For (Cont.)

SHOUP
Savings Price

Order No. Description - Fits Models

KUHN KRAUSE Dominator, Landbuilder & TL3000 Disc Ripper (cont.)

Blades for 1-3/4" round axles.

SSB25	24-7/8" Flat, 6.5mm (.256). Dominator 4850, 4855 (front).	94.95 ea.
248	24" Smooth; 5mm (.197), 2-1/2" concavity. Dominator 4850 (rear).	79.95 ea.
920	22" Smooth; 4.75mm (.187), 2-1/2" concavity. Landbuilder 4880.	54.50 ea.
968	22" Smooth; 6mm (.236), 2-1/2" concavity. Landbuilder 4880.	61.95 ea.

LANDOLL WEATHERPROOFER Disc Ripper, Disc Chisel, and In-Line Ripper

SS23000C	Booted point with chrome cap; early models without wear strip on front side of shank.	45.95 ea.
----------	---	-----------

Chisel plow points
see pg. 178.

SS23010C	Booted point, hardfaced; late models with wear strip on shank except 2211, 2410, 2430.	64.75 ea.
----------	---	-----------

SS23011	Booted point, hardfaced with vertical fin; late models with wear strip on shank except 2211, 2410, 2430.	76.90 ea.
---------	---	-----------

WSS23010C	7" wide booted point with chrome cap, hardfaced wings; late models with wear strip on shank except 2211, 2410, 2430.	121.50 ea.
-----------	---	------------

RP38200	Roll pin, 3/8" x 2"; use with SS23000C, SS23011, WSS23010C.	.80 ea.
---------	---	---------

SH16747	Shank protector for curved parabolic shanks. 1500, 1510, 1550, 2200, 2210, 2220, 2220F, 2320, 2320F.	94.95 ea.
---------	--	-----------

SS24605	Booted point with chrome cap, shank protector, mounting hardware. 2410, 2430.	111.95 ea.
---------	---	------------

SS24755	7" wide winged booted point with chrome cap, hardfaced wings, shank protector, mounting hardware. 2410, 2430.	194.95 ea.
---------	---	------------

SS20130	Bolt-on point. 3" hole spacing	30.50 ea.
---------	---------------------------------------	-----------

SS20130C	Bolt-on point with chrome cap.	51.95 ea.
----------	--------------------------------	-----------

PB12312	Plow bolt, 1/2" x 3-1/2"; use with SS20130, SS20130C.	1.50 ea.
---------	---	----------

FD209RB NTN brand	Bearing with riveted flange, 1-1/2" rd. bore; for disc gang. 2200, 2210, 2220, 2220F, 2320.	61.95 ea.
----------------------	---	-----------

For TILLXTREME™ maintenance free bearings see pg. 151.

PB209RB PEER brand	Bearing with riveted flange, 1-1/2" rd. bore; for same models as FD209RB.	38.95 ea.
-----------------------	---	-----------

BRG38	Bearing with rubber ring, 1-3/4" rd. bore; for 1-1/2" rd. axle. 2210, 2320, 2320F.	52.95 ea.
-------	--	-----------

SH10231	Bearing Sleeve for BRG38, 1-3/4" O.D., 1-1/2" I.D.	3.95 ea.
---------	--	----------

SH3090	Trunnion Bearing, 1-3/4" rd. bore; for disc gang and chopper reel. 2210, 2211, 2310, 2410, 2410F, 2410AFG, 2430.	87.95 ea.
--------	--	-----------

SH53091	TILLXTREME™ maintenance free bearing assembly, for chopper reel only; for same models as SH3090.	104.95 ea.
---------	--	------------

718	22" Smooth blade, 4.75mm (.187), 2-1/2" concavity, 1-1/2" rd. axle.	54.10 ea.
-----	---	-----------

968	22" Smooth blade, 6mm (.236), 2-1/2" concavity, 1-3/4" rd. axle.	61.95 ea.
-----	--	-----------

246	24" Smooth blade, 6mm (.236), 3-1/4" concavity, 1-3/4" rd. axle.	75.50 ea.
-----	--	-----------

SH71178	20-1/2" Smooth coultter blade. 1500, 1510, 1550.	56.95 ea.
---------	--	-----------

SH33440	20-1/2" Fluted coultter blade. 1500, 1510, 1550.	49.95 ea.
---------	--	-----------

SH25798	20-1/2" Notched coultter blade. 1500, 1510, 1550.	84.95 ea.
---------	---	-----------

SH1500	Bearing kit; (2) cups, (2) cones, seal, cotter pin. 1500, 1510.	16.75 kit
--------	---	-----------

GD8220	Bearing kit; (2) cups, (2) cones, seal, dust cap. 1550 with carriage bolt mounted coultter blades.	16.95 kit
--------	--	-----------

GD2039	Hub for GD8220 bearing kit.	52.95 ea.
--------	-----------------------------	-----------

DI0633	Bearing kit; (2) cups, (2) cones, seal, dust cap, cotter pin. 1550 with hex bolt mounted coultter blades.	15.95 kit
--------	---	-----------





280501	Hub for DI0633 bearing kit.	51.95 ea.
--------	-----------------------------	-----------

280501		
--------	--	--

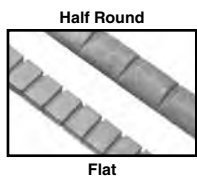


Disc Ripper - Shoup Parts For (Cont.)



Order No.	Description - Fits Models	SHOUP Savings Price
M&W - EARTHMASTER Ripper		
SH9408	Trunnion Bearing Assembly for disc gang; 960, 1160, 1460, 1860. Replaces EarthMaster No's. 2430116, 2430181.	112.95 ea.
BRG60	Bearing only; for SH9408.	52.95 ea.
SH4924	Bearing Shield for BRG60, 2 used. 	3.25 ea.
SH3094	Retainer Ring for BRG60. 	6.25 ea.
SH24638	Trunnion Bearing Assembly for disc gang; 965, 1165, 1465, 1475, 1700, 1710, 1865, 1875, 2200, 2200F, 2210, 2210F, 2500, 2510F. Replaces EarthMaster No's. 2430182, 2460138.	269.00 ea.
SH24028	Double Tapered Bearing, cups and seals; for SH24638. 	148.95 ea.
SH24301	Retaining Ring; for SH24028. 	5.90 ea.
858	20" Smooth blade, 6.5mm (.256), 2" concavity, 1-1/2" sq. axle.	61.05 ea.
958	22" Smooth blade, 6mm (.236), 2-1/2" concavity, 1-1/2" sq. axle.	61.75 ea.
Axles to fit 960, 1160, 1460, 1860.		
MW52916	52-9/16" x 1-1/2" sq.	137.50 ea.
MW67916	67-9/16" x 1-1/2" sq.	164.40 ea.
MW8258	82-5/8" x 1-1/2" sq.	189.90 ea.
Axles to fit 965, 1165, 1465, 1475, 1700, 1710, 1865, 1875, 2200, 2200F, 2210, 2210F, 2500, 2510F.		
MW50	50" x 1-1/2" sq.	137.50 ea.
MW65	65" x 1-1/2" sq.	162.25 ea.
MW80	80" x 1-1/2" sq.	188.25 ea.
MW95	95" x 1-1/2" sq.	218.50 ea.
Points to fit 960, 965, 1160, 1165, 1460, 1465, 1475, 1860, 1865, 1875.		
SS27000	Reversible Formed Point. 3/4" x 2-1/2" x 12".	21.90 ea.
SS27000H	Hard Faced Reversible Formed Point. 3/4" x 2-1/2" x 12".	32.95 ea.
SS25123	Booted Point.	37.30 ea.
SS25123C	Booted Point with chrome cap.	56.90 ea.
WSS25123C	7" Wide Winged Booted Point with chrome cap, hardfaced wings.	139.95 ea.
SS27001	Pin, 1/2" x 2-1/2"; for SS27000(H), SS25123(C), WSS25123C.	3.50 ea.
Points to fit 1700, 1710, 2200, 2200F, 2210, 2210F, 2500, 2510F.		
SS21700	Hard Faced Booted Point.	44.95 ea.
WSS21700	7" Wide Winged Booted Point with chrome cap, hardfaced wings.	165.95 ea.
H12214	Hex Bolt for SS21700, WSS21700.	1.05 ea.
LN12	Lock Nut for SS21700, WSS21700.	.35 ea.
SALFORD Disc Ripper and In-Line Ripper		
SS80400	Ripper Point, chrome alloy. 2-7/8" x 15-1/2". 9200 series.	156.95 ea.
SS80500	Carriage bolt, washers, nut. Use with SS80400.	9.95 ea.
DI9700	2-1/2" Capped Point with hardware; 9700, 9800 series with 1-1/4" wide curved parabolic shank.	121.95 ea.
DI9702	7" Capped Point, hardfaced wings, with hardware; 9700, 9800 series with 1-1/4" wide curved parabolic shank.	159.95 ea.
SS80600	Reversible Shin Guard, chrome alloy. 1-3/8" x 2-7/8" x 22-1/4"; 9200 series.	117.50 ea.
SS80700	Bolt, lock washer, nut. Use with SS80600.	1.50 ea.
SH33440	20-1/2" Fluted coulters, 4.5mm (.177), 5" or 5-1/4" bolt circle; 9200 series.	49.95 ea.
SH90030	Bearing kit. (2) ball bearings, (1) seal, (1) wear ring; 9200 series.	41.95 kit
SH91119	Grass Shield, weld-on; 9200 series.	6.75 ea.
DI8779	24" curved smooth blade; 6.5mm (.256), 5 bolt; 9800 series.	79.95 ea.
SH90055	Bearing Kit for 5-bolt coulters hub; (2) tapered bearings and cups, (1) seal, (1) wear ring. 9800 series.	48.95 kit
SH90102	Dust Cap for 5-bolt coulters hub; 9800 series.	5.49 ea.
SH60570	Harrow Tine, 1/2" wire diameter; 9700, 9800 series. Confirm wire size.	24.50 ea.

Weld-on Chrome Alloy Shank Guards



Order No.	Style	Width x Length x Thickness	Price
SG033	Flat	1-1/4" x 9" x 1/4"	18.25 ea.
SG034	Flat	1-1/2" x 9" x 1/4"	19.25 ea.
SG038	Half Round	1-1/4" x 14" x 1/2"	24.90 ea.
SG035	Half Round	1-1/2" x 14" x 11/16"	32.50 ea.

To install: Use stainless steel electrode 308-16 or 308L-16 3/32" to 5/32" dia. or wire feed ER70S-6 .035 - .045 wire dia. with 100% CO2 or 75% argon-25% CO2.

Disc Ripper - Shoup Parts For (Cont.)



Order No.	Description - Fits Models	SHOUP Savings Price
SUNFLOWER Deep Tillage For chisel plow points see pg. 178.		
SS25123	Booted Point. 4010, 4110, 4301, 4311, 4410, 4411, 4412.	37.30 ea.
SS25123C	Booted Point with chrome cap. 4010, 4110, 4301, 4311, 4410, 4411, 4412.	56.90 ea.
SS73812	Booted Point with dorsal fin. 4010, 4110, 4301, 4311, 4410, 4411, 4412.	60.95 ea.
WSS25123C	7" Wide Winged Booted Point with chrome cap. 4010, 4110, 4301, 4311, 4410, 4411, 4412.	139.95 ea.
SS27000	Reversible Formed Point. 3/4" x 2-1/2" x 12". 4310.	21.90 ea.
SS27000H	Hard Faced Reversible Formed Point. 3/4" x 2-1/2" x 12". 4310.	32.95 ea.
SS27001	Solid Pin, 1/2" x 2-1/2". All Sunflower points (except DI9702).	3.50 ea.
DI9702	7" Capped Point with hardfaced wings. 4610, 4630.	159.95 ea.
RP12212	Roll Pin, 1/2" x 2-1/2". Use with DI9702.	1.75 ea.
SH3090	Trunnion Bearing Assembly for disc gang; includes trunnion, relube bearing, shields, retainer. 4010, 4110, 4306, 4310, 4311, 4410, 4411, 4412, 4510, 4511, 4530.	87.95 ea.
SH53091	TILLXTREME™ maintenance free bearing assembly, for disc gang. Fits same models as SH3090.	104.95 ea.
DC211-TTR21	Bearing only; for SH3090 trunnion assembly.	42.95 ea.
SH4924	Bearing Shield for DC211-TTR21, 2 used.	3.25 ea.
SH3094	Retainer Ring for SH3090 trunnion assembly.	6.25 ea.
SH6276	Shank Protector with v-shape chrome alloy inserts. 4010, 4110, 4301, 4311, 4410, 4412; 4411 with 40" shanks set in deep position. Requires SH48137 u-bolt and mounting strap.	105.50 ea.
SH48137	U-bolt and mounting strap kit for SH6276.	9.75 kit
High Quality Blades made in North America		
917	20" Smooth Blade; 4.5mm (.177); 2" concavity; 1-3/4" rd. axle. 4310, 4311, 4410, 4411, 4412, 4510, 4511, 4530.	40.60 ea.
968	22" Smooth Blade; 6mm (.236); 2-1/2" concavity; 1-3/4" rd. axle. 4310, 4311, 4410, 4411, 4412, 4510, 4511, 4530.	61.95 ea.
246	24" Smooth Blade; 6mm (.236); 3-1/4" concavity; 1-3/4" rd. axle. 4310, 4311.	75.50 ea.
SSB20134	20" Flat Blade, 5mm (.197), 1-3/4" rd. axle. 4010, 4110.	51.95 ea.
DI3355	20" Curved Blade; 5 bolt, 5mm (.197), 1-3/4" concavity. 4410, 4411, 4412, 4510, 4511, 4530.	49.95 ea.
DI2255	22" Curved Blade; 5 bolt, 6mm (.236), 1-7/8" concavity. 4410, 4411, 4412, 4510, 4511, 4530.	73.95 ea.
SH4445	Bearing Kit for DI3355 and DI2255 5 bolt blade; 4410, 4411, 4412, 4510, 4511, 4530.	26.95 kit
SH510437	End Washer; 4010, 4110, 4310, 4410, 4411, 4412, 4510, 4511, 4530.	29.95 ea.
DI3338	8" Covering Point; 4411, 4412.	29.95 ea.
PB716112	Plow Bolt for DI3338.	.65 ea.
HN716	7/16" Hex Nut.	.15 ea.
LW716	7/16" Lock Washer.	.12 ea.
WIL-RICH Double Disc Rippers		
SS23500C	2-1/2" Wide Booted Point with chrome cap; SoilPro 513, V957DDR.	78.25 ea.
WSS23500C	7" Wide Winged Booted Point with chrome cap and hardfaced wings; SoilPro 513, V957DDR.	162.95 ea.
WSS23550C	10" Wide Winged Booted Point with chrome cap and hardfaced wings; SoilPro 513, V957DDR.	174.95 ea.
RP12212	Roll Pin, 1/2" x 2-1/2". Use with SS23500C, WSS23500C, WSS23550C.	1.75 ea.
WHITE Conservation Chisel Plows, Glencoe CC4450, Landoll 1230 Coulter Chisel		
DI9700	2-1/2" Capped Point, for Deep Till shank. White 435, 445; Glencoe CC4450.	121.95 ea.
DI9702	7" Capped Point with hardfaced wings, for Deep Till shank. White 435, 445; Glencoe CC4450. Chisel plow points see pg. 178.	159.95 ea.
SH320367	22" Curved Blade; 4 bolt, 4.5mm (.177), 2-1/2" concavity. White 423, 425, 426, 427, 428, 435, 445; Glencoe CC4450; Landoll 1230.	64.95 ea.
SH33440	20-1/2" Flat Fluted Blade; 4 bolt, 4.5mm (.177). White 423, 425, 426, 427, 428, 435, 445; Glencoe CC4450; Landoll 1230.	49.95 ea.
Curved blade (SH320367) used with bent coulter arm; flat fluted blade (SH33440) used with straight coulter arm. Will not interchange.		
WF400	Bearing Kit for SH320367, SH33440 blades; White 423, 425, 426, 427, 428, 435, 445; Glencoe CC4450; Landoll 1230.	39.95 kit

Disc Ripper - Shoup Parts For (Cont.)



Order No.	Description - Fits Models	Replaces OEM No.	SHOUP Savings Price
UNVERFERTH Zone-Builder® Subsoiler			
SS25130C	Booted point with flat chrome cap; 1" x 1-3/4" x 11". Zone-Builder® 110, 120, 130.	61910, 64539	49.95 ea.
SS25135C	Booted point with crowned chrome cap; 1" x 1-3/4" x 11". Zone-Builder® 110, 120, 130.	64321B, 67020B	60.95 ea.
SS67950	Booted point, 2-1/4" wide, austempered ductile iron. Zone-Builder® 112, 122, 132.	67949B	89.50 ea.
SS67949	Booted point, 2-1/4" wide, ductile chrome alloy. Zone-Builder® 112, 122, 132.	—	199.95 ea.
SP12134	Spiral Pin, 1/2" x 1-3/4"; for SS25130C, SS25135C, SS67949, SS67950.		1.99 ea.
SH67691	7" Wing Kit with hardware; Zone-Builder® 110, 112, 120, 122, 130, 132.	67691B	68.95 kit
SH62705	Reversible Shin Guard; Zone-Builder® 110, 120, 130.	62705B, 67022B	51.95 ea.
SH67034	Reversible Shin Guard; Zone-Builder® 112, 122, 132.	67034B	79.95 ea.
SH64080	Shank Protector, 1/4" abrasion resistant steel; includes left and right wear plates with hardware. Zone-Builder® 110, 112, 120, 122, 130, 132.	64078, 64079, 64080	72.95 kit
F9334	20" Fluted Coulters; Zone-Builder® 110, 112, 120, 122, 130, 132.	93934	64.95 ea.
W9338	20" 13-Wave Coulters, 1-1/4" wide; Zone-Builder® 110, 112, 120, 122, 130, 132.	93938	64.95 ea.
SH9330	Bearing Kit for coulters; Zone-Builder® 110, 112, 120, 122, 130, 132.	—	34.95 kit
SH86260	Sealed Bearing for rolling baskets. 3 bolt threaded cast flange and locking collar, 1" rd. bore. Also replaces flanges held on with carriage bolts. Zone-Builder® 110, 112, 120, 122, 130, 132.	86263, 97245B	38.50 ea.
UNVERFERTH Ripper Bedder 410, 430, 432; Ripper Roller 610, 630, 632; Ripper Stripper Strip-Till Subsoiler 310, 312, 330, 332; KMC with 3/4" shanks.			
SS67021	2" Wide Booted point with chrome cap.	67021B	41.50 ea.
SS67951	2" Wide Booted point with fin and chrome cap.	67951B	51.75 ea.
SP12134	Spiral Pin, 1/2" x 1-3/4"; for SS67021, SS67951.	—	1.99 ea.
F9334	20" Fluted Coulters.	93934	64.95 ea.
W9338	20" 13-Wave Coulters, 1-1/4" wide.	93938	64.95 ea.
SH9330	Bearing Kit for coulters.	—	34.95 kit
SH86260	Sealed Bearing for rolling baskets. 3 bolt threaded cast flange and locking collar, 1" rd. bore. Also replaces flanges held on with carriage bolts. Ripper Stripper Strip-Till Subsoiler 310, 312, 330, 332.	86263, 97245B	38.50 ea.



• **MAXIMUM FRACTURE**

14" wide Bullet point shatters the soil profile from shank to shank, leaving an even sub-soil profile. Bullet® point moves more soil without burning significantly more fuel or requiring much extra horsepower.

• **ELIMINATE DENSITY CHANGES**

Helps water move throughout the soil by increasing fracturing across your soil profile. When water can flow freely through the soil without being inhibited by a compaction layer, it will allow roots easier access to essential nutrients.

• **SMOOTHER PLANTING**

More uniform seeding depth and plant development comes from a uniform soil environment. Density changes in the undisturbed berms can affect planter downforce which impacts seeding depth.

360 BULLET™ for Case-IH, DMI, John Deere, Kuhn Krause, Landoll, New Holland, Salford

Order No.	Description - Fits Models	
SH48211	HD+ BULLET ripper point for 1-1/4" shank. Case-IH, DMI, New Holland 500, 527, 527B, 690, 870, 875, 900, 1000, 1300, MRX690, ST720, ST740 with curved parabolic shanks; Front shank only on 530, 530B, 530C, 730, 730B, 730C, 9300, ST770, ST775; John Deere 510, 512, 900, 910, 913, 915, 955, 2700, 2720, 2730; Kuhn Krause 4850, 4855, 4856; Salford 9700CTS, 9800DRH.	210.00 ea.
SH48160	BULLET ripper point for 1-1/2" shank. Case-IH, DMI, New Holland Turbo-Tiger®, Tiger-Two®, Turbo-Tiger®II; Rear shank only on 530, 530B, 530C, 730, 730B, 730C, 9300, ST770, ST775.	240.00 ea.
SH48170	BULLET ripper point for 1-1/4" shank. Landoll 2410, 2430.	230.00 ea.

SHOUP® Replacement Sub Soiler Points

	Order No.	Used On	Standard/Capped	Dimensions	SHOUP Savings Price
	SS25100	Brillion - 1" wide shank.	Standard	1" x 2-1/2" x 12"	55.75 ea.
	SS25100C		Capped	1" x 2-1/2" x 12"	71.95 ea.
	SS25080	IHC 14, 6814 - 1-1/4" wide shank.	Standard	1" x 2-1/2" x 9-1/2"	35.50 ea.
	SS25080C		Capped	1" x 2-1/2" x 9-1/2"	53.25 ea.
	SS25120	Laney, Farmhand-Glencoe, Kuhn Krause, John Deere	Standard	1" x 2-1/2" x 12"	37.95 ea.
	SS25120C		Capped	1" x 2-1/2" x 12"	58.95 ea.
	WSS25120C	Laney, John Deere. 7" wide, winged, chrome cap.			142.95 ea.
	WSS25123C	Blu-Jet 220, M & W/EarthMaster, Sunflower. 7" wide, winged, chrome cap.			139.95 ea.
Roll Pins for Booted Sub Soiler Points					
	RP14134	Brillion with 1" wide shank.		1/4" x 1-3/4"	.50 ea.
	RP716200	IHC		7/16" x 2"	1.50 ea.
	RP38200	Laney, Farmhand-Glencoe, Kuhn Krause, John Deere		3/8" x 2"	.80 ea.
	SS27001	M & W/EarthMaster, Sunflower		1/2" x 2-1/2" solid pin	3.50 ea.
BOLT-ON					
	SS20130	Case, Landoll	Standard	1" x 2" x 13";	30.50 ea.
	SS20130C		Capped	1/2" holes, 3" center to center	51.95 ea.
	SS25121	John Deere, Kelly	Standard	1" x 2-1/2" x 12";	33.95 ea.
	SS25121C		Capped	5/8" holes, 3" center to center	53.25 ea.
	SS48010	Landoll 1600, Brillion, Tebben with flat shanks.	Standard	3/4" x 2-1/4" x 17-1/4" Rev. 5/8" holes, 2-1/4" center to center	38.50 ea.
	PB58234	Plow Bolt, 5/8" x 2-3/4"; use with SS48010.			2.25 ea.
CRIMP-ON BOOT					
	SS25000	Bigham, Hamby, Howard, Johnson, Roll-a-Cone, Texas Rippor	Standard	1/2" x 1-1/2" x 6"	18.25 ea.
	SS25000C		Capped	1/2" x 1-1/2" x 6"	26.50 ea.
SCARIFIER					
	SS24010	Big Ox, Cat, Scarifier	Chrome Alloy	1-5/8" wide, 6-1/2" long	79.95 ea.
FORMED EAR					
	SS27000	IHC 11, M & W/EarthMaster, Sunflower	Standard	3/4" x 2-1/2" x 12"	21.90 ea.
	SS27000H		Hardfaced	3/4" x 2-1/2" x 12"	32.95 ea.

Heavy Duty Aluminum Cylinder Stops



Fits 1" to 2-1/2" cylinder rods, available in 7 widths.

Order No.	Width	
CS19025	1/4"	8.90 ea.
CS19050	1/2"	11.25 ea.
CS19075	3/4"	12.80 ea.
CS19100	1"	14.50 ea.
CS19125	1-1/4"	16.50 ea.
CS19150	1-1/2"	17.95 ea.
CS19200	2"	21.50 ea.



SHOUP® Replacement Flail Shredder and Chopper Parts

- Made to industry standards
- Designed for long wear
- Heat-treated




Order No.	Description - Fits Models	Replaces	SHOUP Savings Price
ALLOWAY RAU Flail Choppers			
FK50501	Side Knife.	Alloway No. 50530001	4.49 ea.
FK50524	Tungsten Carbide Hardfaced Side Knife.	50530224	9.79 ea.
FR65142	D-Ring.	50530008	3.25 ea.
FP65227	U-Bar prior to 1992.	50530014	4.49 ea.
FP50545	U-Bar 1992 & after.	50530445	4.99 ea.
C12112	Carriage Bolt for FP65227 & FP50545.		.88 ea.
LN12	Lock Nut for FP65227 & FP50545.		.35 ea.



8mm knives will replace 6mm knives with use of (2) FP12184 spacer bushings.

Order No.	Description - Fits Models	Woods No.	SHOUP Savings Price
WOODS - ALLOWAY Flail Choppers			
FK31067	Side Knife, 6mm (.236) thick. Bolt-on style, not for use with D-ring.	50531067	4.59 ea.
FK10079	Tungsten Carbide Hardfaced Side Knife, 6mm (.236) thick. Bolt-on, not for use with D-ring.	1010079	11.99 ea.
FK19788	Tungsten Carbide Hardfaced Side Knife, 8mm (.312) thick. Bolt-on, not for use with D-ring.	1019788	12.49 ea.
FP10062	Pivot Bushing, 2" long; for FK31067, FK10079, FK19788. 1 used.		3.79 ea.
C12312	Carriage Bolt for FP10062.		1.60 ea.
LFN12	Locking Flange Nut for FP10062.		.35 ea.
FP10061	Steel Spacer Bushing, 3/4" long; use with 6mm knives.		2.25 ea.
FP12184	Steel Spacer Bushing, 11/16" long; use with 8mm knives. 2 used.		2.79 ea.



FK18204 - 6"
FK18205 - 5"

Order No.	Description - Fits Models	Artsway No.	SHOUP Savings Price
ARTSWAY - BALZER - DAKON - SUNMASTER - Early SUKUP Flail Choppers			
FK18204	6" Cup Knife, curled eye, 2-1/2" wide.	R40140	8.99 ea.
FK18205	5" Cup Knife, curled eye, 2-1/2" wide.		8.89 ea.



Order No.	Description - Fits Models	Balzer No.	SHOUP Savings Price
BALZER - BUFFALO Flail Choppers			
FK65143	Side Knife, 2" wide.	12357	4.29 ea.
FK58308	Side Knife, 2-1/2" wide.	24153	5.39 ea.
FR65142	D-Ring.	12356	3.25 ea.
FP65141	Knife Pivot.	12355	4.09 ea.
C12312	Carriage Bolt for FP65141.		1.60 ea.
LN12	Lock Nut for FP65141.		.35 ea.
FK16940	Cup Knife.	12297	4.59 ea.
FR65144	Square Ring.	12295	2.99 ea.
FP65227	Knife Pivot.	12296	4.49 ea.
C12114	Carriage Bolt for FP65227.		.77 ea.
LN12	Lock Nut for FP65227.		.35 ea.



Order No.	Description - Fits Models	Balzer No.	SHOUP Savings Price
BALZER 1200, 1500, 1800, 2000, 2200, 2400, 2500, 3000; BUFFALO 4812, 4815, 4818, 4820, 4824, 4830 Flail Choppers			
FK26569	Side Knife, 2-1/2" wide. Use on Belt Driven Rotors with bolt-on knives. Not for use with D-ring.	26569	6.25 ea.
FK61105	Side Knife, 3" wide. Use on Direct Drive Rotors with bolt-on knives. Not for use with D-ring.	61015	6.75 ea.
H58400	Hex Head Bolt for FK26569 & FK61105.		2.45 ea.
FK50015	Lock Nut for FK26569 & FK61105.		.90 ea.
FK31453	Pivot Bushing for FK26569. 1 used per set of knives.		3.25 ea.
FK61137	Pivot Bushing for FK61105. 1 used per set of knives.		3.25 ea.

Order No.	Description - Fits Models	BMB No.	SHOUP Savings Price
BMB - KELLY RYAN Flail Choppers			
FK60400	Side Knife.	6040	4.95 ea.
FR58307	D-Ring.	6039	3.29 ea.
FK30271	U-Bar.	6038	7.29 ea.
H12134	Hex Head Bolt for FK30271.		.85 ea.
LN12	Lock Nut for FK30271.		.35 ea.

Flail Shredder - Shoup Parts For (Cont.)



Order No.	Description - Fits Models	Replaces	SHOUP Savings Price
BRENT - LOFTNESS - UFT Flail Choppers			
		Loftness No.	
FK58308	Side Knife, 2-1/2" wide. Use with FR58307 only.	8023	5.39 ea.
FR58307	D-Ring.	8030	3.29 ea.
FP58305	U-Bar use on Brent & UFT only.		5.39 ea.
H12134	Hex Head Bolt for FP58305.		.85 ea.
LN12	Lock Nut for FP58305.		.35 ea.
FP33060	U-Bar use on Loftness only.	8033	4.99 ea.
H58214	Hex Head Bolt for FP33060		1.60 ea.
LN58	Lock Nut for FP33060.		.80 ea.
FK81360	70° Angle High Residue Side-Knife, non-hardfaced. Used with FK80340.	8136, 5992	6.59 ea.
FK10506	70° Angle High Residue Side-Knife, tungsten carbide hardfaced. Used with FK80340.	N10506	9.69 ea.
FK80210	45° Angle Cotton Side-Knife, tungsten carbide hardfaced. Used with FK80340.	8021	10.25 ea.
FK80340	Slotted U-Bar. Use with FK81360, FK10506, FK80210.	8034, 5987	6.50 ea.
FK90730	Bushing for FK80340.	FK80340 9073	2.99 ea.
FK58234	Pivot Bolt for FK90730.		2.60 ea.
FK58200	Mounting Bolt for FK80340.	FK90730	1.75 ea.
FK50015	Lock Nut for FK58234, FK58200.		.90 ea.
FK80220	Tungsten Carbide Hard-faced Cup Knife, 4-1/2" wide.	8022	12.95 ea.
FR80320	Square Ring. Use with FK80220.	8032	3.95 ea.
FP80350	Knife Pivot. Use with FK80220.	8035	5.75 ea.
C12112	Carriage Bolt for FP80350.		.88 ea.
LN12	Lock Nut for FP80350.		.35 ea.
Belts for Loftness standard row crop choppers & draper windrowers.			
FK10507	V-Belt, 4 band x 87". w/Bondioli main gearbox; two splined output shafts.	N10507	133.65 ea.
FK8060	V-Belt, 4 band x 85". w/Superior main gearbox; two round output shafts.	8060	130.75 ea.
FK8172	V-Belt, 3 band x 87". w/Bondioli main gearbox; two splined output shafts. 2 used for 6 groove pulley.	8172	100.95 ea.
FK8061	V-Belt, 3 band x 85". w/Superior main gearbox; two round output shafts. 2 used for 6 groove pulley.	8061	98.60 ea.
BRILLION - BUSH HOG - LONG - STAN HOIST OWATONNA - SIDEWINDER Flail Choppers			
		Brillion No.	
FK30273	Side Knife, 2" wide.	5D053	4.49 ea.
FR58307	D-Ring. Use with FK30273.	5D052	3.29 ea.
FK30271	U-Bar, 3". Use with FK30273.		7.29 ea.
FK30554	U-Bar, 4". Use with FK30273.	5D054	6.79 ea.
H12134	Hex Head Bolt for FK30271 and FK30554.		.85 ea.
LN12	Lock Nut for FK30271 and FK30554.		.35 ea.
FK16940	Cup Knife, 2-1/2" wide.	8J-754	4.59 ea.
FR65144	Square Ring. Use with FK16940.	8J-755	2.99 ea.
FP65227	Knife Pivot. 2 used with FK16940.	8J-756	4.49 ea.
C12134	Carriage Bolt for FP65227.		.94 ea.
LN12	Lock Nut for FP65227.		.35 ea.
CASE-IH - INTERNATIONAL HARVESTER 40, 50, 60 Flail Choppers			
		Case-IH No.	
FK49109	Side Knife, 2" wide.	491096R1	6.19 ea.
SH491094	Knife Pivot Shaft, 18" long; fits 40, 50, 60.	491094R2	45.75 ea.
SP516112	Spiral Pin for SH491094 shaft. 2 used.	86624089	.90 ea.
FK57277	V-Belt; fits 40.	472177R1	72.75 ea.
FK67034	V-Belt, set of 3; fits 50, 60.	57034C1	113.90 set

Flail Shredder - Shoup Parts For (Cont.)



Order No.	Description - Fits Models	Replaces	SHOUP Savings Price
FOX-BRADY - Early HINIKER - OLD CASE - MASSEY 180 - SCHULTZ Flail Choppers			
Fox-Brady, Hiniker No.			
FK65143	Side Knife , 2" wide. Use with FR65142.	65143	4.29 ea.
FR65142	D-Ring . Use with FK65143 knife.	65142	3.25 ea.
FP65141	Knife Pivot .	65141	4.09 ea.
C12312	Carriage Bolt for FP65141.		1.60 ea.
LN12	Lock Nut for FP65141.		.35 ea.
FP65317	Adapter, Knife Pivot .	65317	5.19 ea.
H12200	Hex Head Bolt for FP65317.		.92 ea.
FK16940	Cup Knife , 2-1/2" wide. Fox Brady; Hiniker 5700, 5710.	01694	4.59 ea.
FK79431	Cup Knife , 3" wide. Hiniker 1700, 4000, 5600, 5610, 5620, 5630.	79201431	5.99 ea.
FR65144	Square Ring . Use with FK16940 or FK79431 knife.	65144	2.99 ea.
FP65227	Knife Pivot . Use with FK16940 or FK79431 knife.	65227	4.49 ea.
C12114	Carriage Bolt for FK16940 with FP65227.		.77 ea.
C12112	Carriage Bolt for FK79431 with FP65227.		.88 ea.
LN12	Lock Nut for C12114 or C12112.		.35 ea.
FK25012	V-Belt ; Set of 2. Fits 80-TC, 144, 144S, 606-TC, B120, B144; 630 s/n 665 & up; 1440, 1680, 5600, 5610; Brady B240 order 2 sets per drive; Case V12; Lindsay 440.	25012 (1 pr.), 25017 (2 pr.)	78.50 set
FK25011	V-Belt ; Set of 3. Fits 180, 2166; 5620 with 13" dia pulley.	25011	112.85 set
FK15001	V-Belt ; Set of 2. Fits 1700, 4000 (12' & 15').	516-15001	82.50 set
FK25168	V-Belt ; Set of 3. 2400, 2410; Hiniker 1700, 4000 (18' & 20').	25168	119.95 set
HINIKER AR2000 Flail Choppers			
Hiniker No.			
FK79290	Tungsten Carbide Hardfaced Side Knife , 2-1/2" wide; bolt-on style.	79202290	10.59 ea.
FK90730	Bushing for FK79290. 1 used per knife set.	79202291	2.99 ea.
FK58234	Pivot Bolt for FK90730.	950-001-322	2.60 ea.
FK50015	Lock Nut for FK58234.	034-05172	.90 ea.
FK79321	V-Belt , 4 band. Fits models up to 20 ft.	79202321	156.95 ea.
JOHN DEERE 27, 112, 115, 118, 120, 220, 520 Flail Choppers			
John Deere No.			
FK70322	Side Knife , 2-1/2" wide, 50° angle. Fits 27, 112, 115, 118, 120; 220 with U-Bar style mounting.	P60322	5.39 ea.
FK68586	Tungsten Carbide Hardfaced Side Knife ; 2-1/2" wide, 50° angle. Fits 27, 112, 115, 118, 120; 220 with U-Bar style mounting.	P58586	10.25 ea.
FR58307	D-ring . Use with FP58305 u-bar.	E48307	3.29 ea.
FP58305	U-bar . Use with FR58307 on 27, 112, 115, 118, 120.	E48305	5.39 ea.
H12134	Hex Head Bolt for FP58305.		.85 ea.
LN12	Lock Nut for FP58305.		.35 ea.
FK69884	Slotted U-bar . Fits 220.	P59884	8.75 ea.
FK93380	Hex Head Pivot Bolt for FK69884 u-bar.	19H3380	2.75 ea.
FK50015	Lock Nut for FK93380.	K40015	.90 ea.
FK32320	Carriage Bolt to mount FK69884 to rotor.	03H2320	1.75 ea.
LN12GRC	Lock Nut for FK32320.	K40014	.35 ea.
FK81716	Tungsten Carbide Hardfaced Side Knife ; Fits 520 (248 used); also fits 220 with D-ring style mounting.	P71716	12.69 ea.
FR58307	D-ring . Fits 520 with FK81716 knife. (124 used).	E48307	3.29 ea.
FK91990	Hex Head Bolt for mounting u-bar on 520. (124 used).	19H1990	1.25 ea.
LN12GRC	Lock Nut for FK91990 bolt. (124 used).	K40014	.35 ea.
FK48944	V-Belt , Set of 3; rotor drive. Fits 27.	AE28944	60.50 set
FK69855	V-Belt, 3 Band . Fits 112, 115, 118, 120, 220, 520.	P57624, P59855	149.75 ea.

Flail Shredder - Shoup Parts For (Cont.)



Order No.	Description - Fits Models	Replaces	SHOUP Savings Price
DANDL - JOHN DEERE - FLORY - VRISIMO/MIGHTY MAX Flail Choppers			
		John Deere No.	
FK20420	Cup Knife. Fits 25, 25A, 360, 370, 390.	P66945	3.99 ea.
FR20210	D-Ring, 1/2" diameter.		3.19 ea.
FR41903	D-Ring, 7/16" diameter. Fits 25, 25A, 360, 370, 390.	E31903	3.09 ea.
FP41905	Clip. Use on JD 25, 25A only.	E31905	3.19 ea.
H38200	Hex Bolt for FP41905.		.48 ea.
LN38	Lock Nut for FP41905.		.20 ea.
FP20470	Oval Ring, 1-1/4" inside dia. Use on Dandl & Vrisimo only.		3.99 ea.
FP21110	Oval Ring, 1-1/2" inside dia. Use on Dandl & Flory only.		3.99 ea.
DANDL Flail Choppers			
		Dandl No.	
FK20270	2-3/4" Side Knife, 2" wide.	S2027	3.95 ea.
FR20210	D-Ring, 1/2" diameter. Use with FK20270.	S2021	3.19 ea.
LUNDELL - NEW IDEA - HAWK BUILT Flail Choppers			
		New Idea No.	
FK21076	Cup Knife, 2-1/2" wide. Fits 827, 828.	825529, 825567	7.29 ea.
C38100	Carriage Bolt for FK21076. 2 used.		.34 ea.
PB38100	Plow Bolt for FK21076. 1 used.		.30 ea.
LN38	Lock Nut for FK21076. 3 used.		.20 ea.
M-C (MATHEWS COMPANY) - RHINO Flail Choppers			
		M-C No.	
FK15208	Cup Knife, 6-5/16" wide.	15208	8.49 ea.
FK18131	Special Carriage Bolt for FK15208.		1.09 ea.
LN38	Lock Nut for FK15208.		.20 ea.
FK16101	Matched Belt set, 3 Band. Fits M-C 144, 180 (1 used); 2206, 2408 (2 used).	1116101	299.95 set
MOTT Mowers			
		Mott No.	
FK20076	Sideslicer, 1-3/4" wide.	100759	2.79 ea.
NEW IDEA Cutdowners			
		New Idea No.	
FK27108	Cup Knife, 5-11/16" wide. Fits 272, 279.	N270180	21.50 ea.
FK21076	Cup Knife, 2-1/2" wide.		7.29 ea.
FK27791	V-Belt, 3 Band. Fits 279.	270791	108.75 ea.
FK27412	V-Belt, 3 band. Fits 272.	270412	106.60 ea.
RHINO - BUSH HOG Flail Choppers			
		Rhino No.	
FK24214	6-1/4" Tungsten Carbide Hardfaced Side Knife. RC12, RC15, RC20, RC25 May 1996 and after; BRC115, BRC118, BRC120, BRC125, RC115, RC118, RC120, RC125. 4 long knives over center bearing carrier use FK24833.	00724214	9.95 ea.
FK24833	8-1/4" Tungsten Carbide Hardfaced Side Knife. RC12, RC15, RC18, RC20 prior to May 1996.	00724833	11.25 ea.
FK24710	Bushing for FK24214 and FK24833.		3.79 ea.
FK20512	Bolt for FK24710.		4.39 ea.
LN58	Lock Nut for FK20512.		.80 ea.
FK72490	V-Belt, 5 band. Fits RC12, RC15, RC20 s/n 10047 & up; BRC115, BRC118, BRC120, BRC125, RC25, RC115, RC118, RC120, RC125.	00724090	289.95 ea.
SUKUP SB12, SB15, 1500, 1800 - REMLINGER 1800 Flail Choppers			
		Sukup No.	
FK08257	8" Cup Knife, curled eye, 2-1/2" wide.	J8257	10.25 ea.
FK16540	Tungsten Carbide Hardfaced Side Knife, 2-1/2" wide.	S16540	11.29 ea.
WIL-RICH Flail Choppers			
		Wil-Rich No.	
FK33987	9" Side Knife, 2-1/2" wide.	P233987	6.95 ea.
FK33969	Steel Pivot Bushing for FK33987.	P233969	4.19 ea.
C58312	Carriage Bolt for FK33969.		3.25 ea.
LN58	Lock Nut for FK33969.		.80 ea.
LW58	Lock Washer for FK33969.		.30 ea.

SHOUP® Replacement Parts for John Deere, Kemper™, New Holland Rotary Harvesting Heads



- Heat treated cutting edge.
- Hardface carbide nickel coating.

Order No.	Fits Models	Rotor Diameter (No. of Rotors)	Blades Per Kit	SHOUP Savings Price
Complete Head Rotor Blade Kits Mounting hardware not included, see below.				
84110	330, 684.	27-7/16" (4)	16	448.00 kit
84115	345, 345 Plus, 420FIA, 450SFIA, 686, 696.	27-7/16" (6)	24	672.75 kit
84125	360, 360 Plus, 440FIA, 440FIA Plus, 600SFIA, 688, 698, 6008.	27-7/16" (8)	32	897.25 kit
84140	375, 375 Plus, 470FIA, 470FIA Plus, 690, 710, 750SFIA	27-7/16" (10)	40	1122.00 kit
84156	390 Plus, 490FIA, 490FIA Plus, 692, 900SFIA.	27-7/16" (12)	48	1346.50 kit
84100	3000.	56-11/16" (2)	16	583.00 kit
84135	450FIA, 450FIA Plus, 460, 460 Plus, 600BFIA, 678, 778.	56-11/16" (4)	32	1156.50 kit
84160	490 Plus, 772, 900BFIA.	56-11/16" (6)	48	1741.50 kit
84150	475, 475 Plus, 480FIA, 750BFIA, 750BFIN, 770, 770 Plus.	27-7/16" (2), 56-11/16" (4)	40	1385.95 kit
84106	445, 450BFIA, 676, 4500.	31-1/16" (2), 56-11/16" (2)	24	869.25 kit

Single Rotor Blade Kits Mounting hardware not included, see below.

Left Order No.	Right Order No.	Rotor Diameter	Fits Models (Qty. Used Left-Right)	Blades Per Kit	
69700	69701	27-7/16"	330 (2L-2R), 345 (3L-3R), 345 Plus (3L-3R), 360 (4L-4R), 360 Plus (4L-4R), 375 (5L-5R), 375 Plus (5L-5R), 390 Plus (6L-6R), 420FIA (3L-3R), 440FIA (4L-4R), 440FIA Plus (4L-4R), 450SFIA (3L-3R), 470FIA (5L-5R), 470FIA Plus (5L-5R), 490FIA (6L-6R), 490FIA Plus (6L-6R), 600SFIA (4L-4R), 684 (2L-2R), 686 (3L-3R), 688 (4L-4R), 690 (5L-5R), 692 (6L-6R), 696 (3L-3R), 698 (4L-4R), 710 (5L-5R), 750SFIA (5L-5R), 900SFIA (6L-6R), 6008 (4L-4R).	4	114.25 kit
14401	14402	56-11/16"	450FIA (2L-2R), 450FIA Plus (2L-2R), 460 (2L-2R), 460 Plus (2L-2R), 490 Plus (3L-3R), 600BFIA (2L-2R), 678 (2L-2R), 772 (3L-3R), 778 (2L-2R), 900BFIA (3L-3R), 3000 (1L-1R).	8	294.95 kit
69700	69701	27-7/16"	475 (1L-1R), 475 Plus (1L-1R), 480FIA (1L-1R), 750BFIA (1L-1R), 750BFIN (1L-1R), 770 (1L-1R), 770 Plus (1L-1R).	4	114.25 kit
14401	14402	56-11/16"	475 (2L-2R), 475 Plus (2L-2R), 480FIA (2L-2R), 750BFIA (2L-2R), 750BFIN (2L-2R), 770 (2L-2R), 770 Plus (2L-2R).	8	294.95 kit
79000	79001	31-1/16"	445 (1L-1R), 450BFIA (1L-1R), 676 (1L-1R), 4500 (1L-1R).	4	147.50 kit
14403	14405	56-11/16"		8	294.95 kit

Mounting Hardware Kits Required to mount blades and scrapers.

Order one kit per rotor.

Order No.	Description	
HDW697	For 27-7/16" rotor with 4 blades.	12.95 kit
HDW790	For 31-1/16" rotor with 4 blades.	12.95 kit
HDW1440	For 56-11/16" rotor with 8 blades.	20.95 kit


Left Order No.	Right Order No.	Rotor Diameter	Fits Models	SHOUP Savings Price
Scraper Blades				
SH79805	SH79806	27-7/16"	330, 345, 345 Plus, 360, 360 Plus, 375, 375 Plus, 390 Plus, 420FIA, 440FIA, 440FIA Plus, 450SFIA, 470FIA, 470FIA Plus, 475, 475 Plus, 490FIA, 490FIA Plus, 600SFIA, 684, 686, 688, 690, 692, 696, 698, 710, 750BFIN, 750SFIA, 770, 770 Plus, 900SFIA, 6008.	11.50 ea.
SH77156	SH77157	31-1/16"	445, 450BFIA, 676, 4500.	11.50 ea.
SH77156	SH77157	56-11/16"	445, 450BFIA, 450FIA, 450FIA Plus, 460, 460 Plus, 475, 475 Plus, 480FIA, 490 Plus, 600BFIA, 676, 678, 750BFIA, 750BFIN, 770, 770 Plus, 772, 778, 900BFIA, 4500.	11.50 ea.

Order No.	Description	Fits Models	SHOUP Savings Price
SH86374	For 27-7/16" & 31-1/16" rotor.	330, 345, 345 Plus, 360, 360 Plus, 375, 375 Plus, 390 Plus, 420FIA, 440FIA, 440FIA Plus, 450SFIA, 470FIA, 470FIA Plus, 475, 475 Plus, 480FIA, 490FIA, 490FIA Plus, 600SFIA, 684, 686, 688, 690, 692, 696, 698, 710, 750BFIA, 750BFIN, 750SFIA, 770, 770 Plus, 900SFIA, 6008.	2.95 ea.

SHOUP® Replacement Forage Harvester Knives

Standard Material
 • Tungsten carbide cutting edge for maximum productivity and wear resistance.

MWS Premium Material
 • Self-sharpening base material with excellent fatigue and wear properties.
 • Special heat-treated cutting edge with high grade tungsten carbide coating.




Order No.	Fits Models	Description	Qty. Used	SHOUP Savings Price
JOHN DEERE Forage Harvesters				
Standard Material				
SH214TC	3940, 3950, 3955.	Dura	36	14.50 ea.
SH216TC	3960, 3970, 3975.	Dura	48	14.50 ea.
SH215TC	4720, 5200, 5400, 5440, 5460, 5720, 5730, 5820, 5830.	Dura	40	14.50 ea.
MWS Premium Material				
SH18025		Corn, Straight	40/48/56	23.75 ea.
SH18026	6610, 6650, 6710, 6750, 6810, 6850, 6910, 6950, 7180, 7200, 7250, 7280, 7300, 7350, 7380, 7400, 7450, 7480, 7500, 7550, 7580.	Corn, LH Angled	20/24/28	28.50 ea.
SH18027		Corn, RH Angled	20/24/28	28.50 ea.
SH17022		Grass	40/48/56	21.95 ea.
SH21041	7700, 7750, 7780, 7800, 7850, 7950, 7980.	Corn	40/48/56	27.65 ea.
SH20026		Grass	40/48/56	24.25 ea.
SH21120	8100, 8200, 8300, 8400, 8500;	Corn	40/48/56/64	29.25 ea.
SH18030	8600 s/n 619000-621999.	Grass	40/48/56/64	28.75 ea.


GEHL Forage Harvesters

Order No.	Fits Models	Description	Qty. Used	SHOUP Savings Price
Standard Material				
SH305TC	CB600-HYD (hydraulic knife sharpener).	Curved	6	104.95 ea.
SH305TC	CB700, CB750, CB760, CB800, CB860, CB865, CB1000, CB1040, CB1060, CB1065, CB1075; CB1085 to s/n 14149.	Curved	8	104.95 ea.
SH308TC	CB1200, CB1250, CB1260, CB1265, CB1275; CB1285 to s/n 20899.	Curved	8 or 9	106.95 ea.

NEW HOLLAND Forage Harvesters

Order No.	Fits Models	Description	Qty. Used	SHOUP Savings Price
Standard Material				
SH111TC	790.	Curved	12	85.95 ea.
SH113TC	FP230, 900.	Curved	12	88.95 ea.

Order No.	Fits Models	Description	SHOUP Saving Price
Shear Bars			
JOHN DEERE Forage Harvesters			
Standard Material			Tungsten carbide cutting edge.
SH500TC	3940, 3950, 3955. Includes bearing strips.		309.95 ea.
SH501TC	3960, 3970, 3975, 4720, 5200, 5400, 5440, 5460, 5720, 5730, 5820, 5830. Includes bearing strips; fits Dura-Drum only.		349.95 ea.

MWS Premium Material		Kits include Bearing Strips.			
SH03001	6610, 6650, 6710, 6750, 6810, 6850, 6910, 6950.			Corn, Flat, 23.9mm tall	485.00 kit
SH04003				Grass, Flat, 23.9mm tall	445.00 kit
6000 series confirm shear bar height.					
SH03002	6650, 6750, 6850, 6950, 7180, 7200, 7250, 7280, 7300, 7350, 7380, 7400, 7450, 7480, 7500, 7550, 7580.			Corn, Raised Center, 36mm tall	525.00 kit
SH04001				Grass, Raised Center, 36mm tall	425.00 kit
SH16002	7700, 7750, 7780, 7800, 7850, 7950, 7980.			Corn	789.00 kit
SH16001				Grass	725.00 kit
SH90003	8100, 8200, 8300, 8400, 8500; 8600 s/n 619000 & up.			Corn	549.00 ea.
SH90004				Grass	439.00 ea.

GEHL Forage Harvesters			
Standard Material			
SH701TC	CB400, CB600EL, CB600HYD, CB700, CB800.		159.95 ea.
SH703TC	CB750 s/n 3850 & up, CB760, CB860, CB865.		219.95 ea.
SH705TC	CB1000 s/n 1854 & up, CB1060, CB1065, CB1075, CB1085.		299.00 ea.
SH707TC	CB1250, CB1260, CB1265, CB1275, CB1285.		259.00 ea.


NEW HOLLAND Forage Harvesters			
Standard Material			
SH409TC	782, 790.		225.00 ea.
SH411TC	900 s/n 751185 & up.		299.00 ea.

SHOUP® Replacement Forage Harvester Gathering Belt Assemblies for John Deere and Gehl

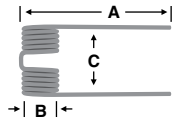


Order No.	Model	Location	Description		
JOHN DEERE Forage Harvesters — Models 25, 34, 35, 38, 3800, 3940, 3950, 3955, 3960, 3970, 3975, 5200, 5400, 5440, 5720, 5730, 5820, 5830.					
				Replaces JD No.	
BH37079	All 1-row and 2-row	All	17 Lug Chain with belt assembly.	AE27079, AE73755	214.95 ea.
BH43340	All 3-row	Outside	26 Lug Chain with belt assembly.	AE33340, AE73758	324.95 ea.
		2 used 30" rows; 4 used 38" rows			
BH43341	3-row - 30"	Inside	24 Lug Chain with belt assembly.	AE33341, AE73757	284.95 ea.
		2 used 30" rows			
BH43342	All 3-row	Center	20 Lug Chain with belt assembly.	AE33342, AE73756	259.95 ea.
		2 used 30" rows; 2 used 38" rows			
GEHL Forage Harvesters					
				Replaces Gehl No.	
FH074642	CA670	Left	52-Link assembly	074642, 063058A	296.95 ea.
FH074646	CA670 TR3038 TR330 TR338	Right Outside (2 used) Center (2 used) Inside (2 used)	54-Link assembly	074646, 058429	309.75 ea.
FH074650	TR3038, TR338	Inside (2 used), Center (2 used)	46-Link assembly	074650, 060566	263.80 ea.
FH074658	TR330	Outside (2 used)	60-Link assembly	074658, 058431	343.95 ea.
FH074654	TR330	Inside (2 used)	50-Link assembly	074654, 058430	283.95 ea.

Rubber Mounted Rake Teeth

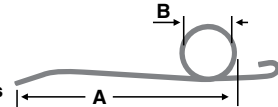


Style - Application	Order No.	SHOUP Savings Price
Universal single tine for round bar parallel rakes		
John Deere 54, 64, 74, 350, 640, 650, 652, 660, 662, 670, 672, 858A, 894, 894A, 896, 896A (not for use on 858A, 894A, 896 with vertical mounting stud); Gehl LH rakes PR412, PR414, PR415, PR452, PR454, PR455; New Holland 55, 56, 57, 256; New Idea.	RMT188	Import 3.39 ea.
Single tine for New Holland and Allen Rolabar rakes		
Left hand hook. New Holland 216, 258, 259; Allen; Twinstar.	RT850613	Import 3.89 ea.
Right hand hook. New Holland 216, 260; Allen; Twinstar.	RT850614	Import 3.89 ea.
Double tine for wheel rakes		
Allen/LMC; Case-IH WR401; Circle C; Darf Rola; Durabilt; Enorossi; Farmhand; Farm King; Flex Rake; Frontier WR1417, WR5417; H & S; Hesston 5130; IH 30; Kuhn SR800; MF 5130; Morrill; New Holland H5980; New Idea; Pequea; Rowse with 19 tooth wheel; Sitrex.	RMT220 RMT221	USA 8.49 ea. Import 6.75 ea.
Single tine for Case-IH, Hesston, New Idea rakes		
Case-IH 96, 860, 960; New Idea 406, 406H, 4150, 4151, 4160, 4161; Hesston 3820, 3830.	RT401333	Import 4.69 ea.
Case-IH 97, 970; New Idea 4170, 4171; Hesston 3831.	RT401334	Import 4.69 ea.
Case-IH 9, 14, 16, 35, 86; New Idea 49, 400, 401, 402, 403, 405, 405H.	RMT226	Import 5.89 ea.
Single tine for John Deere, Hesston, MF, Vermeer rakes		
John Deere 700, 705; Hesston 3700, 3800, 3810, 3900, 3950; MF 585, 588; Vermeer R9, R21, R23, R23A, R24, R24A, R2300.	RMT250	Import 4.19 ea.
Single tine for Vermeer R2800 rakes		
	RMT510	Import 5.29 ea.
Double tine for Vermeer, MF balers		
Curved, standard .225" wire diameter; Vermeer 5031, 504H, 504I, 504I Silage, 504L, 504N, 505L, 505M Classic, 554XL, 555XL, 604J, 604K, 604L, 604M, 604XL, 605 Super G, 605H, 605J, 605K, 605L, 605M, 605XL, Ensiler, 664 Rancher, 665 Rancher, 6640 Rancher, 6650 Rancher, 5400 Rebel, 5410 Rebel, 5420 Rebel, 5500 Rebel, 5520 Rebel. Massey Ferguson balers 645, 656, 1440, 1455, 1550, 1565.	RMT199	Import 6.99 ea.
Curved, heavy duty .331" wire diameter; 5/16" mounting hole. Vermeer 504M, 554XL, 604M, 604 Super M; 604N to s/n 1999, 605M; 605N to s/n 2999, 605 Super M.	RMT706	Import 11.99 ea.
Bent Leg for outside rows, heavy duty .331" wire diameter; 5/16" mounting hole. Same models as RMT706.	RMT705	Import 11.99 ea.
Double tine for Case-IH, New Holland balers and windrowers		
Case-IH balers LB333R, LB433R, LBX331R, LBX332R, LBX421R, LBX431R, LBX432R. New Holland balers BB930AR, BB940R, BB940AR, BB960R, BB960AR, BB9050R, BB9060R, BB9070R, BB9080R. New Holland windrower pick-up heads 270FP, 280FP, 290FP.	SH98572 SH84883	Import 8.29 ea. Import 10.29 ea.
New Holland balers 585, BB900. Case-IH windrower pick-up heads HDX20P. New Holland windrower pick-up heads 29P, 340W, 345W, 346W, 350W, 355W, 356W, 365W, 366W, 990W.	SH98572	Import 8.29 ea.
Case-IH balers RB454, RB455, RB464, RB465, RB564, RB565. New Holland balers BR7060, BR7070, BR7090; Roll-Belt 450, 460, 550, 560.	SH84537 SH47017	Import 12.89 ea. Import 16.99 ea.
Single tine for Pequea tedders		
Pequea 710, 910.	RMT300	Import 6.59 ea.
Single tine for H & S tedders; wheel rake center kicker		
H & S HT7, HT8, Hay Machine, Hay Machine II. Center kicker wheel on AGCO/New Idea 4324, 4344, 4384; H & S; Hesston/MF 3983, 3986, 3995; Frontier WR1212C, WR1214C, WR1216C.	RMT82	Import 6.99 ea.
Single tine for Pickett, Lockwood-Innes, Henry Bean windrowers; Ford balers		
Pickett 4 bar pickup. Lockwood-Innes, Henry. Ford balers 532, 542.	RMT275	USA 9.95 ea.
Pickett 8 bar pickup with offset tines.	RMT290	USA 5.99 ea.
Single tine for Heath Bean windrowers		
	RMT280	USA 5.59 ea.

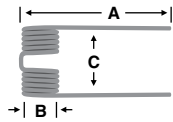


SHOUP® Steel Teeth for Balers, Rakes, Mower Conditioners, Windrowers

"A" - length from top of coil to end of leg; "B" - coil I.D.; "C" - width between legs

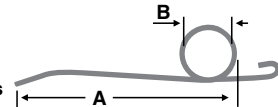


		A	B	C	
AGCO - Hesston					
RT103012	Baler 814 w/drive belt.	7-5/8"	1-1/8"	2-3/4"	3.79 ea.
RT700199	Balers 4900, 4910.	7-7/8"	1-1/8"	3-1/4"	4.49 ea.
RT700222	Balers 530, 730, 830, 1734, 5134, 5530, 5540, 5545, 5580, 5580E, 5585.	7"	1-3/16"	2-7/16"	3.39 ea.
RT700709	Balers 550, 555S, 555T, 560, 565A, 565T, 4750.	7-1/8"	1-3/8"	2-3/8"	3.99 ea.
RT700714	Balers 514, 540, 740, 840.	8"	1-1/2"	2-3/8"	3.99 ea.
RT700860	Balers 1835, 1836, 1837, 1838, 1839, 1840, 1841, 1842, 4550, 4570, 4590, 4650, 4655; 4690 to s/n B469-00555; 7105, 7110, 7115, 7120.	6-1/2"	1-1/8"	2-5/16"	3.49 ea.
RT70132	Balers 745; 845 2001 & up; 846A s/n HK24101 & up; 856A s/n HK25101 & up; 945, 946, 946A, 955, 956, 956A, 1745, 4760, 4790, 5145, 5146, 5156, 5446A, 5456A, 5545AT, 5546, 5546A, 5556, 5556A, 7430.	7-1/4"	1-1/2"	2-3/8"	4.35 ea.
RT70826	Balers 545; 845 2000 & prior; 846A to s/n HJ24140; 855, 856; 856A to s/n HJ25628; 4755.	7-1/8"	1-1/2"	2-3/8"	4.69 ea.
RT78943	Baler 5500.	7-1/4"	1-1/8"	3-3/16"	6.39 ea.
RT77516	Balers 5600, 5800.	6-1/4"	1-1/8"	3-3/16"	5.50 ea.
RT28401	Balers 2150, 2170, 2846, 2846A, 2856, 2856A, 2946, 2946A, 2956, 2956A, 7423, 7424, 7433, 7434, 7444.	8-1/4"	1-11/16"	2-3/8"	4.69 ea.
RT750075	Mower Cond./Windrowers PT-7, PT-10, PT-12, 320, 420, 500, 520, 620, 1010, 1014, 1070, 1085, 1090, 1091, 1095, 1109, 1110, 1120, 1130, 1150, 1160, 1459, 6200, 6400, 6450, 6465, 6566, 6600, 6610, 6665, 8100, 8200.	8"	1-7/16"	3-3/4"	3.89 ea.
RT78642	Mower Cond./Windrowers 1170, 1260, 1265, 1270, 1275, 1474, 1476, 2270, 2275, 5010, 5020, 6666, 8010, 8020, 8400, 9000, 9005, 9020, 9025, 9040, 9120, 9125, 9126, 9140, 9145, 9146.	8"	1-1/2"	3-3/4"	5.39 ea.
Case-IH - IHC					
RT103012	Balers 3440, 3450, 3640, 3650.	7-5/8"	1-1/8"	2-3/4"	3.79 ea.
RT13167	Balers RB444, RB454, RB455A, RB464, RB554, RB564, RBX341, RBX441, RBX442, RBX443, RBX451, RBX452, RBX453, RBX461, RBX462, RBX463, RBX552, RBX553, RBX561, RBX562, RBX563.	7-5/8"	1-5/16"	2-3/8"	2.69 ea.
RT210614	Balers 241, 435, 445, 2400, 5420; 430, 440 w/6 bar pickup.	7-3/4"	1-1/8"	2-3/4"	3.59 ea.
RT74528	Balers 27, 37, 45, 46, 47, 55, 56, 57, 60, 70, 71, 420; 430, 440 w/4 bar pickup.	7-7/8"	1-3/16"	3-7/8"	3.99 ea.
RT700199	Balers 8580, 8590.	7-7/8"	1-1/8"	3-1/4"	4.49 ea.
RT700222	Baler 8420.	7"	1-3/16"	2-7/16"	3.39 ea.
RT700709	Balers 8450, 8455, 8460, 8465, 8570.	7-1/8"	1-3/8"	2-3/8"	3.99 ea.
RT700714	Balers 8430, 8480.	8"	1-1/2"	2-3/8"	3.99 ea.
RT700860	Balers 8520, 8530, 8545, 8550, 8555.	6-1/2"	1-1/8"	2-5/16"	3.49 ea.
RT70132	Balers 8585, RS561, RS561A (2 bend leg).	7-1/4"	1-1/2"	2-3/8"	4.35 ea.
RT70826	Balers 8435, 8575, RS451, RS551, RS561, RS561A (1 bend leg).	7-1/8"	1-1/2"	2-3/8"	4.69 ea.
RT78885	Balers SB521, SB531, SB541, SB551, SBX520, SBX530, SBX540, SBX550.	7-3/8"	1-1/4"	2-7/16"	3.69 ea.
RT84264	Balers LB333P, LB333S, LB433S, LBX331P, LBX331S, LBX332P, LBX332S, LBX421S, LBX422S, LBX431S, LBX432S.	5-5/8"	1-1/4"	2-3/8"	3.49 ea.
RT84461	Balers LB324P, LB324PC, LB334P, LB334P XL, LB334PC, LB334PC XL, LB424P, LB424P XL, LB434P, LB434P XL. Does not fit balers with rotary cutters.	6-1/4"	1-1/4"	2-7/16"	7.39 ea.
5.5 mm wire dia.					
RT21170	Rake 30.	7-1/4"	1-3/8"	4-3/4"	7.19 ea.
RT46297	Side Rakes 9, 11, 12, 14, 15, 16.	8-5/8"	1-3/4"	—	2.99 ea.
RT540565	Mower Conditioners 990, 1190, 1490, 1590.	9"	1-1/2"	3-3/4"	4.49 ea.
RT74528	Forage Harvesters 50, 55, 350, 550, 555, 650.	7-7/8"	1-3/16"	3-7/8"	3.99 ea.
RT750075	Mower Cond./Windrowers 8320, 8330, 8340, 8350, 8360, 8370. Windrowers 475, 555, 575, 650, 655, 1075, 1150, 1255, 8820, 8830.	8"	1-7/16"	3-3/4"	3.89 ea.
RT86292	Windrowers HDX121, HDX122, HDX141, HDX142, HDX161, HDX162, HDX181, HDX182, HSX142.	8-1/8"	1-3/8"	4"	4.75 ea.
RT78642	Mower Cond./Windrowers 525, 625, 8380, 8840, SC412, SC414, SC416.	8"	1-1/2"	3-3/4"	5.39 ea.

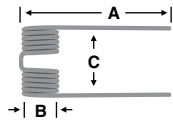


SHOUP® Steel Teeth for Balers, Rakes, Mower Conditioners, Windrowers

"A" - length from top of coil to end of leg; "B" - coil I.D.; "C" - width between legs

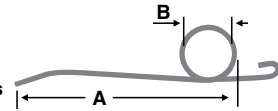


Challenger		A	B	C	
RT700222	Baler RB34.	7"	1-3/16"	2-7/16"	3.39 ea.
RT700714	Baler RB44.	8"	1-1/2"	2-3/8"	3.99 ea.
RT28401	Balers LB23B, LB24B, LB33B, LB34B, LB34BXD, LB44B, RB46B, RB46C, RB46CA, RB56C, RB56CA, 2250, 2270XD, 2290, 2946, 2946A, 2956, 2956A.	8-1/4"	1-11/16"	2-3/8"	4.69 ea.
RT70132	Balers LB33, LB34, RB45, RB46, RB56, RB56B, RB452, RB453AT, RB462, RB463, RB562, RB563.	7-1/4"	1-1/2"	2-3/8"	4.35 ea.
RT700199	Baler LB44.	7-7/8"	1-1/8"	3-1/4"	4.49 ea.
RT700860	Balers 1838, 1840, 1842, SB34, SB36, SB44.	6-1/2"	1-1/8"	2-5/16"	3.49 ea.
Farmhand Morrill					
RT21170	Rake, all right hand rakes.	7-1/4"	1-3/8"	4-3/4"	7.19 ea.
Ford					
RT66491	Balers 551, 552 (after 12-1978).	6-3/4"	1-1/4"	3-3/8"	4.99 ea.
RT14654	Rakes 14-72, 14-262, 14-263, 14-264, 14-299, 14-300, 14-400, 14-401, 14-403, 14-419, 503.	8-7/8"	1-7/8"	5"	6.39 ea.
Gehl					
RT66491	Balers 1400, 1600.	6-3/4"	1-1/4"	3-3/8"	4.99 ea.
RT750075	Mower Cond. 2130, 2160, 2230, 2262.	8"	1-7/16"	3-3/4"	3.89 ea.
RT76517	Mower Cond. 2140, 2170, 2175, 2240, 2245, 2270, 2275, 2650.	8"	1-7/16"	4-1/4"	4.39 ea.
John Deere					
RT20711	Mower Cond. 710, 720, 820; 1207, 1209 s/n 425001 & up; 1217, 1219, 1380, 1424. Auger Platforms 230, 240 late model.	9-1/8"	1-1/2"	3-1/2"	4.09 ea.
RT47596	Mower Cond. 480, 483, 485; 1207, 1209 to s/n 425001; 1214. Auger Platforms 220, 230, 240.	7-1/2"	1-3/8"	3-1/2"	4.49 ea.
RT27600	Sq. Balers 14T, 214T, 214WS, 24T, 224T, 24WS, 224WS.	8-1/4"	1-1/4"	3-3/4"	2.99 ea.
RT06825	Sq. Baler 100.	6-5/16"	1-1/16"	2-7/16"	6.49 ea.
RT51833	Sq. Balers 327, 328, 336, 337, 338, 346, 347, 348, 466, 467, 468.	8-1/4"	1-1/4"	2-3/16"	2.49 ea.
RT42464	Sq. Balers L330, L340. (not pictured)	6-3/4"	1-1/16"	2-1/8"	4.95 ea.
RT20500	Rd. Balers with Mega Pickup 440E, 446, 447, 448, 449, 450M, 456, 457, 458, 458SS, 459, 459SS, 460M, 460R, 466, 467, 468, 468SS, 469, 469P, 469SS, 546, 547, 550M, 556, 557, 558, 559, 559SS, 560M, 560R, 566, 567, 568, 569, 569P, 569SS. Sq. Balers L331, L341.	7-5/8"	1-5/16"	2-7/16"	4.99 ea.
RT30304	Includes RT20500, cap screw, washer, lock nut.				5.49 kit
RT90880	Right end tooth. Same models as RT30304.	7-1/2"	1-3/4"	—	6.09 ea.
RT90881	Left end tooth. Same models as RT30304.	7-1/2"	1-3/4"	—	6.09 ea.
RT71295	Rd. Balers 330, 410, 500, 510; early 430, 530. Forage Harvesters 7 ft. pickup s/n 550001 & up, 4 coil.	6-1/4"	1-1/8"	2-3/8"	2.79 ea.
RT84678	Rd. Balers with standard pickup 330, 335, 375, 435, 535; late 430, 530. Forage Harvester 7 ft. pickup s/n 550001 & up, 5 coil.	6"	1-1/8"	2-1/2"	2.69 ea.
RT35176	Rd. Balers with wide pickup 435, 446, 456, 466, 582; 854 with 2.0 meter pickup. Forage Harvester Pickup 630, 630A-C, 639, 640A-C, 645, 645A-C, 649, 659.	6-3/4"	1-1/8"	2-3/8"	4.29 ea.
RT89475	Rd. Balers with long tooth pickup 330, 335, 375, 385, 430, 435, 440E, 446, 447, 448, 449, 450E, 450M, 456, 457, 458, 459, 459E, 466, 467, 530, 535, 546, 547, 550M, 556, 557, 558, 559, 560M, 566, 567, 568, 569. 5 coil.	7-3/8"	1-1/8"	2-1/2"	2.79 ea.
RT25700	Rakes with steel teeth 350, 851, 858, 894, 894A, 896, 896A.	9-1/4"	1-3/4"	—	2.79 ea.
RT18600	Side Rakes 553, 594.	9-1/2"	1-3/8"	3-5/8"	4.59 ea.



SHOUP® Steel Teeth for Balers, Rakes, Mower Conditioners, Windrowers

"A" - length from top of coil to end of leg; "B" - coil I.D.; "C" - width between legs



Massey Ferguson

		A	B	C	
RT66753	Rakes 20, 25, 36, 37.	9"	1-3/8"	—	4.19 ea.
RT700222	Baler 1734.	7"	1-3/16"	2-7/16"	3.39 ea.
RT700714	Baler 1744.	8"	1-1/2"	2-3/8"	3.99 ea.
RT700860	Balers 1835, 1836, 1837, 1838, 1839, 1840, 1841, 1842.	6-1/2"	1-1/8"	2-5/16"	3.49 ea.
RT70132	Balers 1745, 1746, 1756, 2050, 2646A, 2656A, 2745, 2746, 2746A, 2756, 2756A.	7-1/4"	1-1/2"	2-3/8"	4.35 ea.
RT28401	Balers 2140, 2150, 2160, 2170, 2170XD, 2190, 2270, 2270XD, 2846, 2846A, 2856, 2856A, 2946, 2946A, 2956, 2956A.	8-1/4"	1-11/16"	2-3/8"	4.69 ea.
RT49001	Balers 1440, 1450, 1560.	8-3/4"	1-1/4"	2-3/4"	4.59 ea.
RT750075	Mower Cond. 1457, 1549.	8"	1-7/16"	3-3/4"	3.89 ea.

New Holland

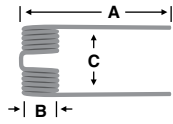
RT12756	Balers 65, 67, S67, 68, S68, 69, S69, 78, S78, 178, 268, 269, 270, 271, 272, 273, 276, 310, 311.	7-1/2"	1-1/8"	4-1/8"	3.89 ea.
RT78885	Balers 565 s/n 808916 & up; 568; 570 s/n 804879 & up; 575 s/n 808664 & up; 580; 848 s/n 714629 & up w/5 bar pickup; 853 s/n 724165 & up w/5 bar pickup; 855 s/n 733140 & up; BC5050, BC5060, BC5070, BC5080. Inverters 144, 166.	7-3/8"	1-1/4"	2-7/16"	3.69 ea.
RT84264	Balers 590, 590C, 595, BB930AP, BB940AP, BB940AS, BB940P, BB940S, BB960AS, BB960S, BB9060P, BB9060S, BB9080S.	5-5/8"	1-1/4"	2-3/8"	3.49 ea.
RT84461	Balers 230, 230P, 230P Plus, 230PC, 230PC Plus, 330, 330P, 330P Plus, 330PC, 330PC Plus, 340, 340P, 340P Plus. Does not fit balers with rotary cutters.	6-1/4"	1-1/4"	2-7/16"	7.39 ea.
RT13167	Balers 268, 269, 272, 273, 275, 276, 277, 278, 281, 282, 283, 285, 286, 290, 310, 311, 315, 316, 320, 326, 420, 425, 426, 430, 500, 505, 515; 565 to s/n 808916; 570 to s/n 804879; 575 to s/n 808664; 585, 630, 634, 638, 640, 644, 648, 650, 654, 658, 660, 664, 678, 688, 845, 846, 847; 848 w/4 bar pickup, 850, 851, 852; 853 w/4 bar pickup, 1281, 1282, 1283, 1290, 1425, 1426, BB930AP, BR730, BR730A, BR740, BR740A, BR750, BR750A, BR770, BR770A, BR780, BR780A, BR7050, BR7060, BR7070, BR7080, BR7090, BU7060; Roll-Belt 450, 460. Windrower Pick-ups 27P, 340W, 707W, 717W, 728, 770W, 790W, 880W, 890W, 990W, 919W3, 919W4, 1895W.	7-5/8"	1-5/16"	2-3/8"	2.69 ea.
RT68331	Balers 848 to s/n 714628 w/5 bar pickup; 849; 853 to s/n 724164 w/5 bar pickup; 855 to s/n 733139; D800, D1000, 2000.	7-3/8"	1-1/4"	2-7/16"	4.09 ea.
RT241379	Mower Cond., Right; 495, 499, 1495, 1496, 1499.	8-3/8"	2"	—	5.19 ea.
RT241380	Mower Cond., Left; 495, 499, 1495, 1496, 1499.	8-3/8"	2"	—	5.19 ea.
RT76517	Mower Cond. 116, 460, 461, 467, 469, 472, 474, 477, 478, 479, 488, 489, 490, 492, 1465, 1475. Sickle Bar 919S. Windrowers 114, 903, 905, 907, 909, 910, 912, 1100, 1112, 1114, 1116, 1118, 1469, 2200H, 2212, 2214, 2216, 2218.	8"	1-7/16"	4-1/4"	4.39 ea.
RT86292	Windrowers 12HS, 14HS, 16HS, 18HS, 2300H, 2312, 2314, 2316, 2318.	8-1/8"	1-3/8"	4"	4.75 ea.
RT74562	Rolo-Bar Rakes 55, 56, 57, 256, 258, 259.	9-3/8"	1-15/16"	—	2.59 ea.
RT79493	Retainer Clip for RT74562.				1.39 ea.

Owatonna

RT76517	Mower Cond. 157, 207, 235, 257.	8"	1-7/16"	4-1/4"	4.39 ea.
---------	---------------------------------	----	---------	--------	----------

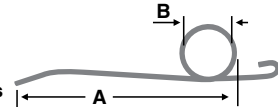
Vermeer

RT413	Balers A, B, C, D series.	6-3/8"	1-1/4"	3-3/4"	4.99 ea.
RT49001	Balers E, F, G series.	8-3/4"	1-1/4"	2-3/4"	4.59 ea.



SHOUP® Steel Teeth for Balers, Rakes, Mower Conditioners, Windrowers

"A" - length from top of coil to end of leg; "B" - coil I.D.; "C" - width between legs



New Idea

		A	B	C	
RT103012	Balers 456, 483, 484, 485, 486, 4844, 4845, 4854, 4855, 4865.	7-5/8"	1-1/8"	2-3/4"	3.79 ea.
RT210614	Balers 551, 555, 565, 571, 571W.	7-3/4"	1-1/8"	2-3/4"	3.59 ea.
RT700199	Baler 7244.	7-7/8"	1-1/8"	3-1/4"	4.49 ea.
RT700222	Balers 4643, 6243, 6343.	7"	1-3/16"	2-7/16"	3.39 ea.
RT700709	Balers 4664, 4665.	7-1/8"	1-3/8"	2-3/8"	3.99 ea.
RT700714	Balers 4644, 6244, 6344.	8"	1-1/2"	2-3/8"	3.99 ea.
RT700860	Balers 7205, 7210, 7215.	6-1/2"	1-1/8"	2-5/16"	3.49 ea.
RT70132	Balers 6254, 6364, 6365, 6454, 6464, 6465, 7234, 7333.	7-1/4"	1-1/2"	2-3/8"	4.35 ea.
RT70826	Balers 6345, 7233.	7-1/8"	1-1/2"	2-3/8"	4.69 ea.
RT540565	Mower Cond. 507, 509, 512, 514, 5107, 5109, 5112, 5114.	9"	1-1/2"	3-3/4"	4.49 ea.
RT21170	Rake 404.	7-1/4"	1-3/8"	4-3/4"	7.19 ea.
RT74562	Side Rakes 49, 400, 401, 402, 403, 405, 405H.	9-3/8"	1-15/16"	—	2.59 ea.

Hay Moisture Tester



Rugged 18" probe for testing in even the most densely packed hay bales.

- 1 year warranty.
- Measure moisture between 8%-45%.
- Measure temperature from 32°-225°.
- Includes a calibration clip for on-the-spot calibration. Takes only 20 seconds.

Order No.

HMT2 289.95 ea.

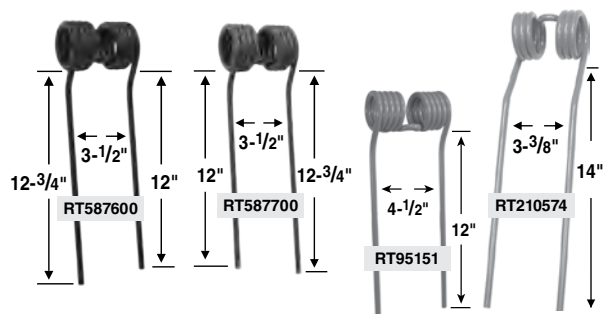
Rake and Mower Conditioner Tine Bar Bearings



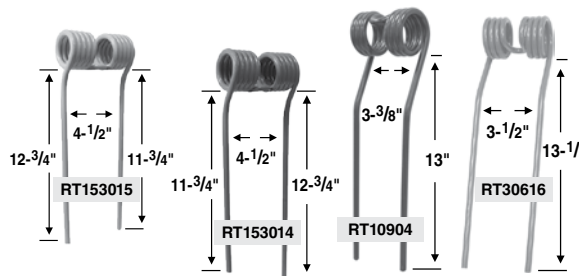
Order No.	Tine Bar Bearings	
SH711770	Bearing, mounts with 5/8" hex bolt (not included). AGCO, Challenger, Hesston, Massey Ferguson, New Idea mower conditioners and windrowers 507, 509, 512, 514, 1014+2, 1130, 1150, 1160, 1170, 1265, 1275, 1474, 1476, 5010, 5020, 5107, 5109, 5112, 5114, 6450, 6465, 6566, 6610, 6666, 8010, 8020, 8100, 8200, 8400, 9000, 9005, 9020, 9025, 9040, 9120, 9125, 9126, 9140, 9145, 9146, PTS12, PTS14, PTS16.	18.95 ea.
SH39179	Bearing assembly with nut. New Holland mower conditioners 495, 499, 1495, 1496, 1499.	24.95 ea.
SH84534	Bearing, mounts with 5/8" bolt (not included). John Deere auger platforms and mower conditioners 220, 230, 240, 300, 300A, 486, 710, 720, 820, 890, 895, 896, 1207, 1209, 1214, 1217, 1219, 1380, 1424, 1600, 1600A. Case-IH mower conditioners and windrowers 990, 1190, 1490, 1590, 8340, 8350, 8360, 8370, 8820, 8830, 8840, HDX121, HDX122, HDX141, HDX161, HDX162, HDX181, HDX182, SC412, SC414, SC416. New Holland mower conditioners and windrowers 12HS, 14HS, 16HS, 18HS, 114, 116, 460, 461, 467, 469, 472, 474, 477, 478, 479, 488, 489, 490, 492, 1100, 1112, 1114, 1116, 1116H, 1465, 1469, 2200H, 2300H.	18.95 ea.
SH48138	Bearing assembly with nut. Hesston rakes 3700, 3800, 3810, 3900, 3950. IH rakes 8, 9, 14, 16, 35. John Deere rakes early 700, 705 (updated rakes use SH114683). Massey Ferguson rakes 585, 588. New Holland rakes 56, 57, 256. Vermeer rakes early R8, R8A, R8B, R9A, R9B, R21, R21A, R21B, R23; R23A to s/n 751 (updated rakes use SH114683).	23.95 ea.
SH114683	Bearing with flange, bolt, washer, nut. John Deere rakes late or updated 700, 705. Vermeer rakes R23A s/n 752 & up, R24, R24A, R2300, R2800; early rakes with update.	34.95 ea.
SH41950	Bearing kit (4 tapered bearings with cups), 1 kit used per bar. John Deere rakes 54, 64, 74, 75, 350, 640, 652, 660, 662, 670, 671, 672, 673, 894, 894A, 896, 896A.	30.95 kit
SH41949	Bearing kit (4 tapered bearings with cups), 1 kit used per bar. New Holland rakes early 258, 259, 260.	25.75 kit
SH42041	Bearing kit (4 sealed bearings), 1 kit used per bar. New Holland rakes 216; late 258, 259, 260.	27.95 kit
SH40031	Bearing assembly with nut. Case-IH rakes 86, 96, 97, 860, 960, 970. Hesston rakes 3820, 3830, 3831. New Idea rakes 402, 403, 405, 405H, 406, 406H, 407, 407H, 4150, 4151, 4161, 4170, 4171.	45.95 ea.
SH56215	Bearing, mounts with 1/2" hex bolt (not included). John Deere forage harvester pickups 630, 630A, 630B, 630C, 640A, 640B, 640C, 645, 645A, 645B, 645C.	23.50 ea.
	Pequea Rake Cam Follower Bearing	
SH700089	Bearing, mounts with 5/8" hex bolt (not included). Pequea rakes 710, 910.	38.50 ea.

Tedder Tines


SHOUP
Savings Price



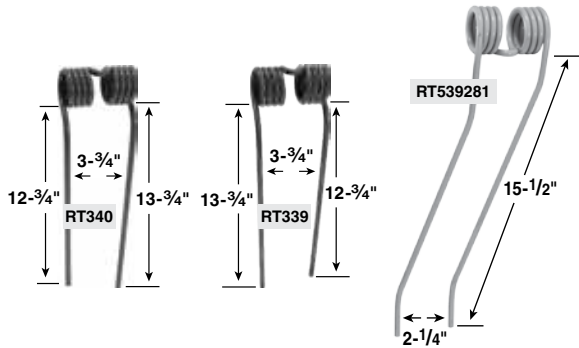
Order No.	Description - Fits Models	SHOUP Savings Price	
RT210574	Ag Equipment USA. H & S (except 420, 820). Vermeer TD100, TD190. Bush Hog HT210, HT417, HT417H, HT419H. Rhino-M & W PT207, PT405, PT405H, PT407, PT407H, PT419H.	DA-CO. Durabilt. Sitrex.	13.79 ea.
RT30616	AGCO 4210, 4227. Belco BHT series. Enorossi/Rossi G2, G4, G6 series. Olivi. Farm King. Walton WT9, WT16, WT19, WT21.	Galfre 280, GS520, GT280, GTS280, GTS520 with green teeth (after 1995). Esch 2009, 2018, 2109, 4018, 4022, 4218, 4222, 6032. New Idea 4210, 4217, 4227.	13.79 ea.



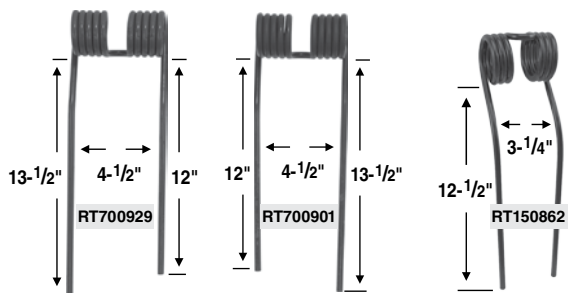
RT95151	Claas with round tube/arms; 9.5mm wire diameter.	16.95 ea.
RT150862	Fella TH450 - TH1300.	15.29 ea.
RT576090	Frontier TD1123.	11.95 ea.
RT10904	Frontier TD1010E.	13.25 ea.
RT587600	Frontier TD1316; left.	11.95 ea.
RT587700	Frontier TD1316; right.	11.95 ea.
RT700929	Frontier TD2418, TD2427, TD3418, TD3427; clockwise, gray.	15.29 ea.
RT700901	Frontier TD2418, TD2427, TD3418, TD3427; counterclockwise, black.	15.29 ea.



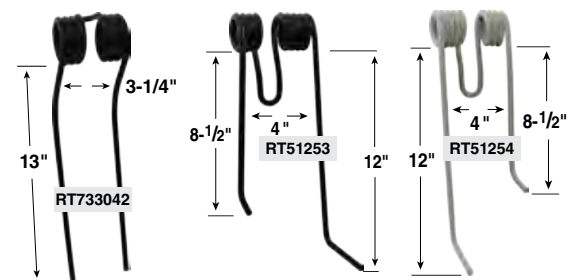
RT10904	Gehl HT241, HT242, HT243. Haymaster.	Tonutti (except GT660). Vermeer TD120, TD200.	13.25 ea.
RT30616	Hesston 3710, 3717, 3727.	13.79 ea.	
RT340	Hesston 3760; right.	13.29 ea.	
RT339	Hesston 3760; left.	13.29 ea.	
RT576090	John Deere 752, 754.	11.95 ea.	
RT585619	John Deere 731, 751.	12.59 ea.	
RT587600	John Deere 756; left.	11.95 ea.	
RT587700	John Deere 756; right.	11.95 ea.	



RT153015	Krone KW, KWT series; clockwise, beige.	13.49 ea.
RT153014	Krone KW, KWT series; counterclockwise, green.	13.49 ea.
RT201402	Krone Vendro series; clockwise, beige.	15.89 ea.
RT201412	Krone Vendro series; counterclockwise, green (Not pictured).	15.89 ea.
RT576090	Kuhn with rear offset tine.	11.95 ea.
RT585052	Kuhn with forward offset tine.	13.95 ea.
RT585619	Kuhn with straight tine.	12.59 ea.
RT587600	Kuhn with rear offset tine; left.	11.95 ea.
RT587700	Kuhn with rear offset tine; right.	11.95 ea.
RT30616	Massey Ferguson 1610, 1617.	13.79 ea.
RT340	Massey Ferguson 70, 72; right.	13.29 ea.
RT339	Massey Ferguson 70, 72; left.	13.29 ea.
RT150862	Massey Ferguson TD252, TD524, TD776, TD1008, TD1310, TD1620, TD1635, TD1648, TD1655, TD1658, TD1665.	15.29 ea.

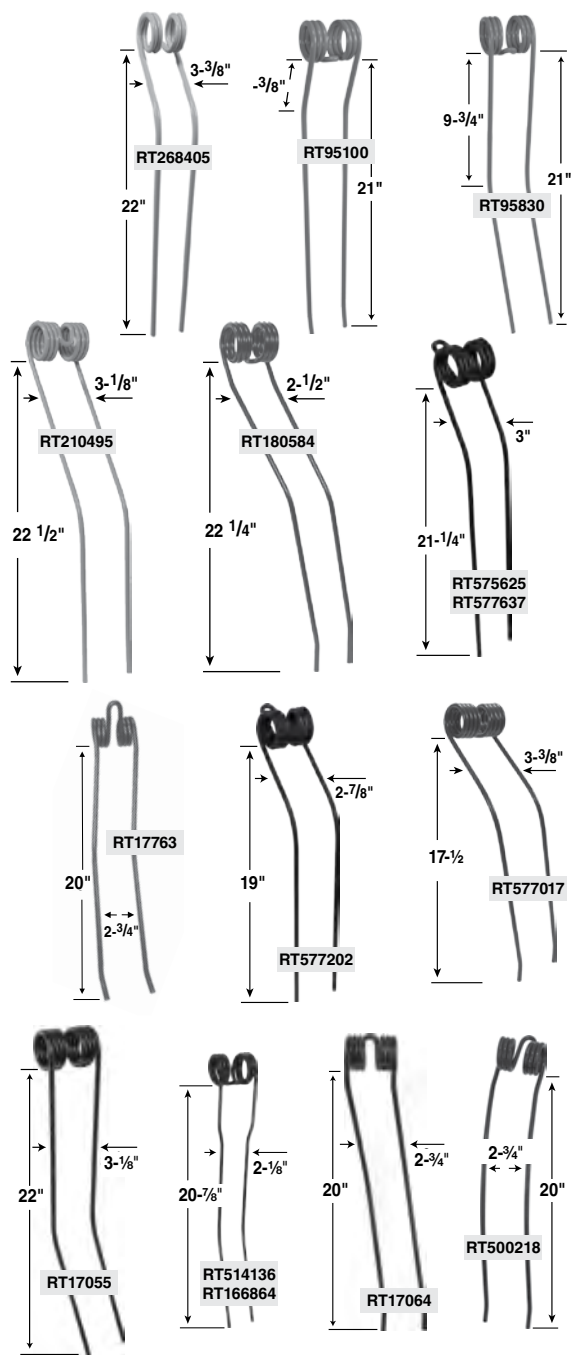


RT576090	New Holland 156, 157; 163 manual fold, 169.	11.95 ea.
RT585619	New Holland 158, 162.	12.59 ea.
RT539330	New Holland 254, 255; left (Not pictured).	13.99 ea.
RT539281	New Holland 254, 255; right.	13.99 ea.
RT587600	New Holland 163 hydraulic fold, H5270; left.	11.95 ea.
RT587700	New Holland 163 hydraulic fold, H5270; right.	11.95 ea.



RT733042	New Holland ProTed 3417. Vicon 524T.	Kubota TE4052T.	11.95 ea.
RT30616	Panorama PT110, PT170.	Rhino-M & W PT102, PT174.	13.79 ea.
RT700929	Pequea HT4102, HT6101, HT6201, HT8101, TT2000, TT2100, TT2101, TT4000, TT4100, TT4101, TT6000, TT6100, TT6101, TT6200, TT6201, TT8100, TT8101; clockwise, gray.	15.29 ea.	
RT700901	Pequea HT4102, HT6101, HT6201, HT8101, TT2000, TT2100, TT2101, TT4000, TT4100, TT4101, TT6000, TT6100, TT6101, TT6200, TT6201, TT8100, TT8101; counterclockwise, black.	15.29 ea.	
RT51253	Vermeer TE170, TE250, TE330, TE490, TE1710, TE2510, TE3310; left.	16.69 ea.	
RT51254	Vermeer TE170, TE250, TE330, TE490, TE1710, TE2510, TE3310; right.	16.69 ea.	
RT340	Vicon Fanex 400, 410, 500, 510; right.	13.29 ea.	
RT339	Vicon Fanex 400, 410, 500, 510; left.	13.29 ea.	

Rotary Rake Tines



Order No.	Description - Fits Models	SHOUP Savings Price
RT95100	Claas 500, 500T, 700, 750, 800, 880*, 1550*, 1600, 1650, 1700, 1750, 2800, 2900, 3000*, 3100, 3500, 3600, 4000. *Confirm shape/dimensions.	17.95 ea.
RT95830	Claas 350*, 350T*, 370*, 370T*, 390S*, 420, 430S*, 450, 450T, 470S*, 470T, 650, 680, 780, 880*, 1250, 1550*, 2600, 2700, 3000*. *Confirm shape/dimensions.	16.75 ea.
RT500218	Frontier RR2109, RR2211, RR2313, RR2324; curved.	16.95 ea.
RT17763	Gehl 260, 261, 262, 264. Frontier RR1012E.	16.75 ea.
RT210495	Bush Hog RR1114H. H & S SR420-11H. Sitrex SR420-11H, TW7800.	18.25 ea.
RT180584	AGCO 4240. Enorossi RR420EVO. Farm King RR420. H & S RR420. Hesston 3740. Massey Ferguson 3740. New Idea 4240.	18.25 ea.
RT268405	Krone Swadro 38, 38T, 42T, 46T, 710, 710T, 800, 810, 900, 907; 1000 to s/n 800000; 1010; 1400 to s/n 793000.	13.49 ea.
RT577017	Kuhn GA300GM, GA300GT with 4 coils, offset tines.	13.69 ea.
RT577202	Kuhn GA3200GT; GA4101GM to s/n 949999; GA4101GTH to s/n 959999, GA7301, GA7302DL, GA7501; GA300GM, GA300GT with 3 coils, inline tines.	15.99 ea.
RT575625	Kuhn GA4100TH; GA4101GM s/n 950000 & up; GA4101GTH s/n 960000 & up, GA4120TH, GA4121GTH, GA4220TH, GA4221GTH, GA4321GM, GA4521GTH; GA6000 s/n 960001-979999; GA6501, GA6522, GA8121, GA8521.	15.99 ea.
RT577637	Kuhn GA6000 s/n C0001 & up; GA6002, GA6632, GA7000DL, GA7822, GA7922, GA7932, GA8030, GA8731, GA9030, GA9032, GA9321, GA9531, GA13131, GA15021, GA15031, GA15131.	16.99 ea.
RT17763	Miller Pro 900, 1100; 1150LH, 2200LH, 2250LH (counterclockwise). Tonutti GR350, GR385. Victor 95, 115LH, 225LH.	16.75 ea.
RT17064	Miller Pro 1150RH, 2250RH (clockwise). Tonutti GR450. Victor 115RH, 225RH.	16.89 ea.
RT17055	Miller Pro 1350, 2650C, 2650LH, 2650RH. Victor 135.	16.89 ea.
RT514136	New Holland ProRotor 3114, 3223, 3226. Kubota RA1035, RA1042T, RA1047T, RA2071TEVO, RA2072, RA2076C. Kverneland-Taarup. Vicon Andrex 423T s/n 2351 & up, 714T.	11.95 ea.
RT166864	Kubota RA2577, RA2584. Vicon Andrex 733 s/n 2001 & up.	14.99 ea.
RT500218	Pequea HR5*, HR10*, HRS15, HR24TS, HR930, HR939, HR1140; curved. *Confirm shape.	16.95 ea.

Rake Wheel Silencer Band

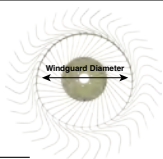
- Improves wheel aggressiveness with less skipped-over forage.
- Requires less down pressure during operation.
- Stabilizes teeth, wheels run silent, no more rattling.
- Plastic band, precision drilled to slide over rake wheel teeth, prevents tooth damage.

Order No.	Wheel Diameter	
WB5540	Band kit for 55" wheel w/40 teeth.	53.75 ea.
WB6040	Band kit for 60" wheel w/40 teeth.	71.95 ea.
WB6048	Band kit for 60" wheel w/48 teeth.	78.50 ea.

Rake wheels not included

Rake Wheel Windguard

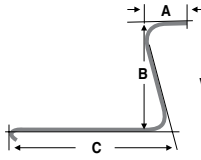
- Prevents wrapping in windy conditions
- 1/8" thick black poly construction.



- Excellent for corn stalks
- Attaches to wheel with heavy-duty cable ties.

Order No.	Windguard Diameter	
WG3175	31-3/4" diameter for 55" rake wheels.	49.95 ea.
WG3475	34-3/4" diameter for 55" rake wheels.	52.95 ea.
WG3675	36-3/4" diameter for 60" rake wheels.	55.95 ea.

Wheel Rakes - Shoup Parts For (Cont.)



Wheel Rake Tines

Order No.	A	B	C	Wire Diameter	Fits Models	SHOUP Savings Price
RT176	6-3/4"	11-3/4"	15-1/2"	.283" (7.19mm) 55" wheel only	Ag Equipment USA Atlas Befco Durabilt (yellow wheel) Faza H & S Hesston Kelderman Koehn Long M & W Ogden (verify B dim.) Otma New Idea Panorama Rhino Sitrex AGCO 4308, 4310, 4312, 4318, 4322, 4324, 4332, 4344, 4384. Bush Hog DFWR, DFWR1225, DFWR1428, DFWR1631, DFWR1833, EWR820, EWR1023, FWR817, FWR1020, FWR1223, LWL48, LWL511, LWR24, LWR48, LWR511, XLRR819, XLRR1022, XLRR1226, XLRRX1226, XLRRX1428. Case-IH WR101, WR102A, WR102B, WR102C, WR201, WR302, WR401, WRX201, WRX301. Massey Ferguson 1508, 1510, 1512, 3972, 3982, 3983, 3986, 3991, 3995. New Holland Procart 819, 1022, 1225; Duravee 817, 1020, 1225, 1428, 1631, 1833, 2036; H5920, HT152, HT154, P1225P, P1428P. Frontier WR1108, WR1112, WR1116, WR1212C, WR1214C, WR1216C, WR1218C, WR3008, WR3010, WR3012, WR3310, WR3312, WR3313, WR3315.	2.29 ea.
RT73000	7"	11-3/4"	18"	.295" (7.50mm) 60" wheel only	Bush Hog XLRRX1226, XLRRX1428. Massey Ferguson 1510S, 1512S. New Holland Duravee 1225, 1428, 1631; P1225P, P1428P. Frontier WR3108, WR3110, WR3112, WR3414, WR3416, WR3417, WR3419. H & S 1460, 1660, 2108, 2110, 2112, 5114, 5116, 6118, 6120, 6122, AR08, AR10, AR12, AR1061, AR1261, HDX14, HDX16, HDX17, HDX19. Case-IH WR302. Farm King Enorossi Sitrex	2.49 ea.
RT608754	7-1/2"	11-3/4"	14-3/4"	.262" (6.66mm)	Rossi	2.89 ea.
RT83200	5-3/4"	12-1/4"	17-1/4"	.262" (6.66mm)	Tonutti (verify B dim.)	2.69 ea.
RT92611	6-1/4"	12-1/2"	17-1/2"	.262" (6.66mm)	Vicon (most 5 wheel)	2.39 ea.
RT36133	6"	10"	17-3/4"	.283" (7.19mm) 55" wheel only	AGCO 4420, 4423, 4426. Bush Hog BSR8, BSR10, BSR12. Durabilt (white wheel) Enorossi Farm King Kubota RA108CR, RA110CR, RA210CR, RA212CR. Frontier WR1008, WR1010, WR1012, WR1318, WR2010E, WR2012E, WR2014E, WR2110, WR2112, WR2114, WR2212, WR2214, WR2316, WR4106, WR4109, WR4313, WR6008, WR6010, WR6012; Gehl ; John Deere 702, 704; Kubota RA108CR, RA110CR, RA210CR, RA212CR; Kuhn ; Miller Pro ; National ; Ogden ; Pequea ; Tonutti ; Vermeer with standard tines; Vicon/Mesolpa ; Walton . *Confirm wheel diameter and bolt pattern. John Deere 702, 704. Pequea New Idea 4420, 4423, 4426. Gehl Kuhn Ogden (verify B dim.) Miller Pro Vermeer Vicon/Mesolpa 6, 7, 8, 9, 10, 17, 19, 21.	2.29 ea.
RT01902					 Vermeer with DuraBull™ wheels.	3.95 ea.

Rake Wheel Assemblies

Description - Fits Models	Order No.	Kit Includes		
		Left	Right	
55" diameter, 40 straight 7.19mm tines. Bolt pattern 5-5/32"; Pilot 3-1/8"; accepts up to 12mm bolts. Bush Hog BSR8, BSR10, BSR12; Durabilt (white wheel); Frontier WR1008, WR1010, WR1012, WR1318, WR2010E, WR2012E, WR2014E, WR2110, WR2112, WR2114, WR2212, WR2214, WR2316, WR4106, WR4109, WR4313, WR6008, WR6010, WR6012; Gehl ; John Deere 702, 704; Kubota RA108CR, RA110CR, RA210CR, RA212CR; Kuhn ; Miller Pro ; National ; Ogden ; Pequea ; Tonutti ; Vermeer with standard tines; Vicon/Mesolpa ; Walton . *Confirm wheel diameter and bolt pattern.	RW3600	2	2	759.00 kit
	RW3610	4	-	759.00 kit
	RW3620	-	4	759.00 kit
55" diameter, 40 straight 7.19mm tines. Bolt pattern 5-1/4"; Pilot 3-3/16"; accepts up to 10mm bolts. AGCO 4308, 4310, 4312, 4318, 4322, 4324, 4332, 4344, 4384; Atlas ; Befco ; Bush Hog DFWR, DFWR1225, DFWR1428, DFWR1631, DFWR1833, EWR820, EWR1023, FWR817, FWR1020, FWR1223, LWL48, LWL511, LWR24, LWR48, LWR511, XLRR819, XLRR1022, XLRR1226, XLRRX1226*, XLRRX1428*; Case-IH WR101, WR102A, WR102B, WR102C, WR201, WR302*, WR401, WRX201, WRX301; Durabilt with yellow wheels; Enorossi *; Farm King *; Faza ; Frontier WR1108, WR1112, WR1116, WR1212C, WR1214C, WR1216C, WR1218C, WR3008, WR3010, WR3012, WR3310, WR3312, WR3313, WR3315; H & S *; Hesston ; Kelderman ; Koehn ; MF ; M & W ; New Holland Procart 819, 1022, 1225; Duravee 817, 1020, 1225*, 1428*, 1631*, 1833, 2036; H5920, HT152, HT154, P1225P*, P1428P*; New Idea ; Ogden *; Otma ; Panorama ; Rhino ; Sitrex *. *Confirm wheel diameter and bolt pattern.	RW1700	2	2	759.00 kit
	RW1710	4	-	759.00 kit
	RW1720	-	4	759.00 kit
60" diameter, 40 straight 7.5mm tines. Bolt pattern 5-1/4"; Pilot 3-3/16"; accepts 10mm bolts. Bush Hog XLRRX1226*, XLRRX1428*; Case-IH WR302*; Enorossi *; Farm King *; Frontier WR3108, WR3110, WR3112, WR3414, WR3416, WR3417, WR3418; H & S *; New Holland Duravee 1225, 1428*, 1631*; P1225P*, P1428P*; Sitrex *. *Confirm wheel diameter.	RW7000	2	2	799.00 kit
	RW7010	4	-	799.00 kit
	RW7020	-	4	799.00 kit



Rake Bone Tool for rake wheel field maintenance

The rake bone segments press over the tines that need to be held in place while the center clamp is removed. Replace the broken or damaged tine, re-bolt the clamp and remove the Rake Bone.

Order No.	Description	
RB5000	Rake Bone Tool. 5 piece segment.	64.95 ea.

SHOUP® Replacement Actuators for Round Balers



Order No.	Where Used	Descriptions - Fits Models	Replaces OEM No.	SHOUP Savings Price
AGCO - Challenger - Hesston - Massey Ferguson - New Idea				
SH70711	Twine wrap	AGCO, Hesston, Massey Ferguson 530, 730, 830, 1734, 5134; Challenger RB34; New Idea 4643, 6243, 6343.	700711353	549.00 ea.
SH70703	Twine wrap	AGCO, Hesston, Massey Ferguson 540, 740, 840, 1744, 5540, 5545, 5580, 5580E; Challenger RB44; New Idea 4644, 6244, 6344.	700703665	549.00 ea.
SH70661	Twine wrap Single lead w/2 spades	AGCO, Hesston, Massey Ferguson 514, 745, 1745, 1746, 1756, 5145, 5146, 5156; Challenger RB452, RB462, RB562; New Idea 483, 484, 485, 486; 4844, 4845, 4865 (without potentiometer); 6254.	700709661	449.00 ea.
	Pickup	Hesston 814; New Idea 4844, 4845, 4854, 4855, 4865.		
SH70000	Twine wrap	AGCO, Hesston, Massey Ferguson 945, 956, 2745, 2746, 2746A, 2756, 2756A, 5545, 5546, 5546A, 5556, 5556A; Challenger RB46B, RB56B, RB453AT, RB463, RB463A, RB563, RB563A.	700730000	569.00 ea.
SH70157	Twine wrap	AGCO, Hesston, Massey Ferguson 2846, 2846A, 2856, 2856A; Challenger RB46C, RB46CA, RB56C, RB56CA.	700731957	589.00 ea.
SH70163	Net wrap	Hesston 814; New Idea 4844, 4845, 4854, 4855, 4865.	700705163	419.00 ea.
SH70407	Net wrap	AGCO, Hesston, Massey Ferguson 945, 956, 1746, 1756, 2745, 2746, 2746A, 2756, 2756A, 5146, 5156, 5545, 5546, 5546A, 5556, 5556A; Challenger RB56B, RB453AT, RB462, RB463, RB463A, RB562, RB563, RB563A.	700724407	589.00 ea.
SH70759	Net wrap	AGCO, Challenger, Hesston, Massey Ferguson 1745, 2846, 2846A, 2856, 2856A, 2946, 2946A, 2956, 2956A, RB46C, RB46CA, RB56C, RB56CA, RB452.	700738759	549.00 ea.
Case-IH - New Holland				
SH91220	Twine or net wrap	Case-IH RB454, RB455A*, RB464, RB554, RB564, RBX451, RBX452, RBX453, RBX461, RBX462, RBX463, RBX552, RBX553, RBX561, RBX562, RBX563. New Holland 640, 644, 648, 650, 654, 658, 660, 664, 678, 688, 855, BR740, BR740A, BR750, BR750A, BR770, BR770A, BR780, BR780A, BR7060, BR7070, BR7080, BR7090, BU7060*; Roll-Belt 450*.	9843435, 86634125	519.00 ea.
	Bale-Slice™	New Holland Roll-Belt 560 to s/n HN195834. * Net wrap only.		
SH70661	Twine wrap	Case-IH 3440, 3450, 3640, 3650, 8480.	700709661	449.00 ea.
SH70711	Twine wrap	Case-IH 8420.	700711353	549.00 ea.
SH70703	Twine wrap	Case-IH 8430.	700703665	549.00 ea.
SH68929	Twine or net wrap	New Holland 848, 853 twine or net wrap; 855 net wrap.	768929	419.00 ea.
John Deere				
SH61692	Net wrap	450E, 450M, 456, 457, 458, 458SS, 459, 459E, 460M, 460R, 466, 467, 468, 468SS, 469, 469P, 469SS, 550M, 556, 557, 558, 559, 559SS, 560M, 560R, 566, 567, 568, 569, 569P, 569SS.	AFH202031, AE51692	595.00 ea.
SH62551	Twine wrap	335, 375, 385, 440E, 446, 447, 448, 449, 450E, 450M, 456, 457, 458, 458SS, 459, 459E, 459SS, 460M, 460R, 466, 467, 468, 468SS, 469, 469P, 469SS, 546, 547, 550M, 556, 557, 558, 559, 559SS, 560M, 560R, 565, 566, 567, 568, 569, 569P, 569SS, 572, 575, 582, 592, 854P, 960, 990.	AE52551	625.00 ea.
Vermeer				
SH95892	Net wrap	Vermeer 505M, 604M, 604 Super M, 605M, 605 Super M, 665 Rancher, 6640 Rancher, 6650 Rancher, 5410 Rebel, 5420 Rebel, 5520 Rebel.	95892020, 95892001, 68234001	519.00 ea.
	Twine wrap	Vermeer 504I, 504 Super I, 504L, 505L, 554XL, 555XL, 604J, 604 Super J, 604K, 604L, 604XL, 605J, 605 Super J, 605K, 605L, 605XL, 5400 Rebel, 5500 Rebel.		

Bale Thrower Belts



Order No.	Description - Fits Models	Price
SH828194	Case-IH 8520, 8530, 8540, 8545; Challenger 1838, 1840, SB34, SB36; Hesston 4500, 4550, 4570, 4590, 4600; Massey Ferguson Throwing 22, 212; Massey Ferguson 1835, 1836, 1837, 1838, 1839, 1840; AGCO - New Idea 7105, 7110, 7115, 7205, 7210, 7215.	134.95 ea.
SH629278	New Holland 65, 67, S67, 68, S68, S69, 268, 269, 270, 271, 272, 273, 275, 276, 277, 278, 280, 281, 282, 283, 310, 311, 315, 316, 320, 326, 1280, 1281; New Holland Throwing 49, 50, 51, 51A, 52, 52A, 53, 53A, 53AE, 54, 54A, 58, 61, 62, 70.	134.95 ea.
SH961394	Case-IH SBX520, SBX530, SBX540; Case-IH Throwing BTX11; New Holland 565, 570, 575; New Holland Throwing 72.	132.95 ea.

12" wide diamond-top belting.
Clipper lace installed with connecting pin included.

Baler Poly Pickup Bands - includes mounting hardware.

Flexible hi-impact poly.
Retains shape, even after impact.



Hay feeds smoothly
with less bunching.

Order No.	Description - Fit Models	SHOUP Savings Price
AGCO, CHALLENGER, HESSTON, MASSEY FERGUSON, NEW IDEA Balers		
SH14420	545, 845, 846A, 855, 856, 856A, 945, 946, 946A, 955, 956, 956A, 2646A, 2656A, 2745, 2746, 2756, 5446A, 5456A, 5545AT, 5546, 5556, 5556A, 6345, 6364, 6365, 6454, 6464, 6465, RB45, RB46, RB46B, RB56, RB56B, RB453AT, RB463, RB463A, RB563, RB563A.	29.95 ea.
SH14410	2140, 2150, 2160, 2170, 2190, 2250, 2270, 2270XD, 2290, 2846, 2846A, 2856, 2856A, 2946, 2946A, 2956, 2956A, 7423, 7424, 7433, 7434, 7444, LB23B, LB24B, LB33B, LB34B, LB34BXD, LB44B, RB46C, RB46CA, RB56C, RB56CA.	29.95 ea.
SH14430	1835, 1836, 1837, 1838, 1839, 1840, 4550, 4570, 4590, 7105, 7110, 7115, 7205, 7210, 7215, SB34, SB36.	29.95 ea.
SH14700	1841, 1842, 1843N, 1843S, 2050, 4650, 4655, 4690, 4750, 4755, 4760, 4790, 7120, 7233, 7234, 7333, 7430, LB33, LB34, LB44, SB44.	22.95 ea.
JOHN DEERE Round Balers - Forage Harvesters		
SH14800	330, 385, 430, 440E, 446, 447, 448, 449, 450E, 450M, 456, 457, 458, 458SS, 459, 459E, 459SS, 460M, 460R, 466, 467, 468, 468SS, 469, 469P, 469SS, 530, 545, 546, 547, 550M, 556, 557, 558, 559, 559SS, 560M, 560R, 566, 567, 568, 569, 569P, 569SS, 582 with standard pickup ; Middle section on Mega pickup . Also fits 335, 375, 435, 535 s/n 915001 & up with standard pickup ; Sq baler L331, L341.	29.95 ea.
SH14850	Inside end bands on Mega pickup 440E, 447, 448, 449, 450M, 457, 458, 458SS, 459, 459SS, 460M, 460R, 467, 468, 468SS, 469, 469P, 469SS, 547, 550M, 557, 558, 559, 559SS, 560M, 560R, 567, 568, 569, 569P, 569SS. 3 used on each side of SH14800 middle bands. Far outside bands see SH14825.	29.95 ea.
SH14825	Outside bands on Mega pickup 440E, 446, 447, 448, 449, 450M, 456, 457, 458, 458SS, 459, 459SS, 460M, 460R, 466, 467, 468, 468SS, 469, 469P, 469SS, 546, 547, 550M, 556, 557, 558, 559, 559SS, 560M, 560R, 566, 567, 568, 569, 569P, 569SS; Sq baler L331, L341. (2 or 4 used)	29.95 ea.
SH14900	Forage harvester heads 630B, 630C, 639, 640B, 640C, 645, 645B, 645C, 649, 659; 630A, 640A, 645A s/n 052097 & up.	29.95 ea.

CASE-IH Balers

SH14600	LB324P, LB324PC, LB333P, LB333S, LB334P, LB334P XL, LB334PC, LB334PC XL, LB424P, LB424P XL, LB433S, LB434P, LB434P XL, LBX331P, LBX331S, LBX332P, LBX332S, LBX421S, LBX431S, LBX432S. Does not fit balers with rotary cutters.	22.50 ea.
SH14610	LB324R, LB333R, LB334R, LB334R XL, LB424R, LB424R XL, LB433R, LB434R, LB434R XL, LBX331R, LBX332R, LBX421R, LBX431R, LBX432R. Fits balers with Roto Cut rotary cutters.	22.50 ea.
SH14490	SB521, SB531, SB541, SB551, SBX520, SBX530, SBX540, SBX550	29.95 ea.
SH14430	8520, 8530, 8545	29.95 ea.
SH14420	8435, RS451, RS551, RS561, RS561A	29.95 ea.
SH14700	8550, 8555, 8570, 8575, 8585	22.95 ea.

Confirm pickup width before ordering		Pickup Width (first to last tooth)	Description	Qty. Used	
SH14650	RBX443 to s/n Y7N030706	1.1 meter (43")		17	29.95 ea.
SH14625	RB444, RBX441, RBX442; RBX443 s/n Y7N03707 & up	1.1 meter (43")		17	29.95 ea.
SH14555		1.8 meter (70-3/4")	without overshot feeder	27	29.95 ea.
SH14640	RB455, RB465	1.8 meter (70-3/4")	with overshot feeder	27	29.95 ea.
SH14555		2.0 meter (81-1/2")		31	29.95 ea.
SH14635	RB565	1.5 meter (60")	6 bar reel	23	29.95 ea.
SH14640		2.0 meter (81-1/2")		31	29.95 ea.
SH14650	RBX561	1.5 meter (60")	6 bar reel	23	29.95 ea.
SH14615		1.5 meter (60")	Standard 6 bar reel	23	29.95 ea.
SH14630	RB564, RBX562, RBX563	2.0 meter (70-3/4")		21 middle	29.95 ea.
SH14620				10 outside	29.95 ea.
SH14615	RB554, RBX552, RBX553	1.5 meter (60")	Standard 6 bar reel	23	29.95 ea.
SH14645		1.5 meter (60")	Wide 4 bar reel	23	29.95 ea.
SH14630		1.8 meter (70-3/4")	with stuffer feeder	17 middle	29.95 ea.
SH14620	RB454, RB464, RBX451, RBX452, RBX453, RBX461, RBX462, RBX463			10 outside	29.95 ea.
SH14620				27	29.95 ea.
SH14620		2.0 meter (81-1/2")		31	29.95 ea.

Baler Poly Pickup Bands - Shoup Replacement (Cont.)

**SHOUP
Savings Price**

Order No.	Description - Fit Models				
NEW HOLLAND Balers					
SH14495	278, 315, 316, 320, 326, 565, 568, 570, 575, 580, BC5050, BC5060, BC5070, BC5080; 276, 311 with 1-7/8" bands.				29.95 ea.
SH14500	230P, 230P Plus, 230PC, 230PC Plus, 330P, 330P Plus, 330PC, 330PC Plus, 340P, 340P Plus, 590, 590C, 595, BB940AP, BB940AS, BB940P, BB940S, BB960AS, BB960S, BB9060P, BB9060S, BB9080S. Does not fit balers with rotary cutters.				22.50 ea.
SH14510	330R, 330R Plus, 340R, 340R Plus, BB940AR, BB940R, BB960AR, BB960R, BB9060R, BB9080R. Fits balers with Roto Cut rotary cutters.				22.50 ea.
Confirm pickup width before ordering					
		Pickup Width (first to last tooth)	Description	Qty. Used	
SH14517		1.1 meter (43")	Standard 6 bar reel	17	29.95 ea.
SH14545	640, 650	1.5 meter (60")	Wide 4 bar reel with stuffer	23	29.95 ea.
SH14516		1.1 meter (43")	Standard 6 bar reel	17	29.95 ea.
SH14545	644, 648, 654, 658	1.5 meter (60")	Wide 4 bar reel with stuffer	23	29.95 ea.
SH14517	660 to s/n 906678	1.5 meter (60")	Standard 6 bar reel	23	29.95 ea.
SH14516	660 s/n 906679 & up, 664, 678, 688	1.5 meter (60")	Standard 6 bar reel	23	29.95 ea.
SH14545	848 w/wide pickup	1.5 meter (60")	4 bar reel with stuffer	23	29.95 ea.
SH14545	853 w/wide pickup	1.8 meter (70-3/4")	4 bar reel with stuffer	27	29.95 ea.
SH14517	851, 852	(68")	Standard	26	29.95 ea.
SH14545		1.5 meter (60")		23	29.95 ea.
SH14550		1.8 meter (70-3/4")	without overshot feeder	27	29.95 ea.
SH14540	Roll-Belt 450, 460		with overshot feeder	27	29.95 ea.
SH14550		2.0 meter (81-1/2")		31	29.95 ea.
SH14535		1.5 meter (60")		23	29.95 ea.
SH14540	Roll-Belt 550, 560	2.0 meter (81-1/2")		31	29.95 ea.
SH14516		1.1 meter (43")	4 bar reel	17	29.95 ea.
SH14545		1.5 meter (60")	Wide 4 bar reel with stuffer	23	29.95 ea.
SH14530		1.8 meter (70-3/4")	with stuffer feeder	17 middle	29.95 ea.
SH14520	BR740, BR750			10 outside	29.95 ea.
SH14520		1.8 meter (70-3/4")	without stuffer feeder	27	29.95 ea.
SH14520		2.0 meter (81-1/2")	with rotor	31	29.95 ea.
SH14545		1.5 meter (60")	Wide 4 bar reel with stuffer	23	29.95 ea.
SH14530				17 middle	29.95 ea.
SH14520	BR740A, BR750A, BR7060, BR7070	1.8 meter (70-3/4")		10 outside	29.95 ea.
SH14520		2.0 meter (81-1/2")	with rotor	31	29.95 ea.
SH14516	BR730A to s/n Y7N030706; BR740A to s/n Y6N016413; BR740A s/n Y7N030707 & up, BR7060	1.1 meter (43")	4 bar reel	17	29.95 ea.
SH14517	630, 634, 638, BR730; BR730A s/n Y7N030707 & up; BR740A s/n Y6N016414 to Y7N030706, BR7050	1.1 meter (43")	4 bar reel	17	29.95 ea.
SH14515	BR770, BR770A, BR7080	1.5 meter (60")	Standard 6 bar reel	23	29.95 ea.
SH14515		1.5 meter (60")	Standard 6 bar reel	23	29.95 ea.
SH14520	BR780	2.0 meter (81-1/2")		31	29.95 ea.
SH14515		1.5 meter (60")	Standard 6 bar reel	23	29.95 ea.
SH14530	BR780A, BR7090			21 middle	29.95 ea.
SH14520		2.0 meter (81-1/2")	with stuffer	10 outside	29.95 ea.
VERMEER Balers					
SH14750	503I, 504I, 504L, 504M, 504N, 505I, 505L, 505M, 554XL, 555XL, 604J, 604K, 604L, 604M, 604 Super M, 604N, 604XL, 605J, 605K, 605L, 605M, 605 Super M, 605N, 605XL; 664, 665 Rancher; 5400, 5410, 5420, 5500, 5520 Rebel; 6640, 6650 Rancher.				29.95 ea.

Windrow Merger Pickup Belts & Teeth for Case-IH, Frontier, H & S, Kuhn, Miller Pro, Oxbo, New Holland, Victor



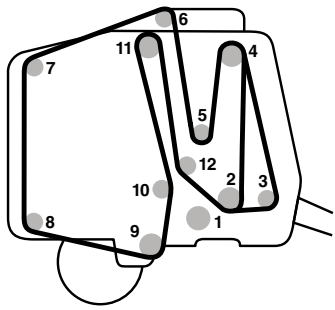
Order No.	Description - Fits Models	Replaces OEM No.	SHOUP Savings Price
Front Pickup Belts - 1/8" thick, 2-ply construction.			
M570	Belt with 130 3-prong teeth, 35-3/4" x 112", laced with connector pin. For single 6', 9', 12'. Case-IH CM109, CM209, CM212; Frontier HM1109, HM1209, HM1212; H & S MM1, M6, M9, HM2000, HSM9, HSM12, HSM-P; New Holland H5410, H5420, H5430. *Ships unassembled.		1449.00 ea.
M560	Belt (less teeth), pre-drilled holes, 35-3/4" x 112", laced with connector pin. Fits same models as M570.		699.00 ea.
M364	Belt with 165 3-prong teeth, 35-3/4" x 143", laced with connector pin. For twin or 30' continuous. H & S TWM2, TWM2P, TWM9, TWM12, WMCH30. *Ships unassembled.		1665.00 ea.
M359	Belt (less teeth), pre-drilled holes, 35-3/4" x 143", laced with connector pin. Fits same models as M364.		819.00 ea.
M100	Tooth, 3-prong; includes 2 bolts, 2 locknuts.		5.95 ea.
RB10036	20' Roll of NC1 cable. For use with M359, M364, M560, M570.		22.95 ea.
Rear Cross Conveyor Belts - 2-ply construction, slats on 12" spacing.			
M237	Belt, 42" x 343-1/2", laced with connector pin. Case-IH CM109, CM209; Frontier HM1109, HM1209; H & S M9, HSM-P; New Holland H5410, H5420.		1479.00 ea.
M301	Belt, 42" x 352-1/2", laced with connector pin. Case-IH CM212; Frontier HM1212; H & S HSM12; New Holland H5430.		1479.00 ea.
M160	Belt, 54" x 402", laced with connector pin. H & S TWM2, TWM2P, TWM9, TWM12, WMCH30.		2125.00 ea.
M252	Belt for 2 ft. extension, 42" x 47".		279.00 ea.
M253	Belt for 4 ft. extension, 42" x 95".	Case-IH CM209; Frontier HM1209;	365.00 ea.
M254	Belt for 6 ft. extension, 42" x 143".	H & S HSM9, HSM12.	509.00 ea.
Windrow Merger Tines			
RMT350	Rubber Mounted Double Tine. H & S TF5128, TF6128, TFM2130, TFM2135, TFM6130, TFM6135.		9.95 ea.
RT55368	Rubber Mounted Double Tine, 2-3/4" tine spacing, 4-1/2" mounting width. Oxbo/Miller Pro 310, 918, 1416, 1800; Victor 145, 245.		8.75 ea.
RT55620	Rubber Mounted Double Tine, 2-3/4" tine spacing, 4" mounting width. Oxbo/Miller Pro 310, 918, 1416, 1800; Victor 145, 245.		14.25 ea.
RT58353	Rubber Mounted Double Tine, 2" tine spacing. Oxbo/Miller Pro 330, 334, 2112, 2114, 2330, 2334, 2340, 4334.		8.85 ea.
RT40029	Steel Tooth. Miller Pro 7914, 7916.		6.25 ea.
RT70909	Steel Tooth. Kuhn 300, 700, 890, 900, 902, 1100, 1300.		3.99 ea.
Windrow Merger Cam Follower Bearings			
SH84534	Pickup Cam Follower Bearing; 2" O.D. H & S TFM2130, TFM2135, TFM6130, TFM6135; Oxbo/Miller Pro 330, 334.	57876, TFM41	18.95 ea.
SH84924	Pickup Cam Follower Bearing; 1-1/2" O.D. Oxbo/Miller Pro 310, 918, 1416, 1800; Victor 145, 245.	56725	69.95 ea.
SH55850	Pickup Cam Follower Bearing; 1-1/4" O.D. Oxbo/Miller Pro 310, 918, 1416, 1800; Victor 145, 245.	55851	43.95 ea.

Windrow Inverter Belts, Bearings, Teeth for New Holland 144 & 166

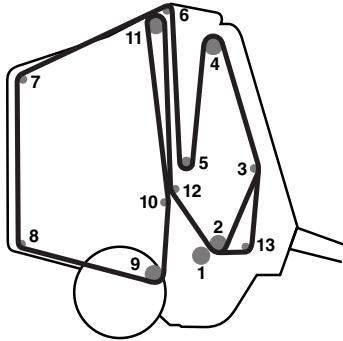


Conveyor Belt with center V-guide - 2-ply construction, slats on 12" spacing.			
SH86705	Conveyor belt, 35-1/4" x 176". 144; 166 to s/n 995150.		609.00 ea.
SH86704	Conveyor belt for extension, 35-1/4" x 124". 166 to s/n 995150.		539.00 ea.
Conveyor Belt with V-guide near front or rear edge - 2-ply construction, slats on 12" spacing.			
SH86245	Conveyor belt, 35-1/4" x 176". 166 s/n 995151 & up.		619.00 ea.
SH86246	Conveyor belt for extension, 35-1/4" x 124". 166 s/n 995151 & up.		539.00 ea.
RT78885	Tooth. 144, 166.		3.69 ea.
SH14496	Poly pickup band, with hardware. 144, 166.		29.95 ea.
NPS100RPC	Bearing with lock collar, single lip seals, 27/32" wide; conveyor drive and idler rollers. 144; 166 to s/n 9985.		10.95 ea.
SH247829	Bearing with lock collar, triple lip seals, 1-3/8" wide; conveyor drive and idler rollers. 166 s/n 9986 & up. Can be used to update 166 to s/n 9985, will not fit 144.		23.95 ea.
FL52MSTR	Flange set for NPS100RPC, SH247829.		3.90 set

SHOUP® Replacement Bearings for John Deere Round Balers



330, 335, 375, 446, 447, 448, 449, 546, 547.



385, 430, 435, 456, 456SS, 457, 458, 458SS, 459, 459SS, 466, 467, 468, 468SS, 469, 469P, 469SS, 530, 535, 556, 557, 558, 559, 559SS, 566, 567, 568, 569, 569P, 569SS.

Key	Order No.	Description	Outer Race O.D.	Outer Race Style	Inner Race I.D.	Inner Race Style	Replaces John Deere No.	SHOUP Savings Price
A	SH56606	Bearing	3.150"	Flat	1.250"	Hex	AE46606	31.95 ea.
B	SH63290	Bearing	3.543"	Flat	1.250"	Hex	AE53290	41.95 ea.
C	SH304893	Bearing	5.118"	Flat	1.750"	Hex	AFH204893	136.95 ea.
D	SH50895	Bearing	3.347"	Curved	1.500"	Hex	AE40895	47.95 ea.
	SH84826	Flange Set	Use with SH50895 bearing, 85mm square.					16.70 set
E	SH307783	Bearing with Cast Housing			1.500"	Hex	AFH207783	88.95 ea.
F	SH305481	Bearing	5.118"	Flat	1.500"	Hex	AFH205481	119.95 ea.

Ordering Keys

L (left), R (right), other locations use same bearing on left and right side.

Model	Drawing Reference	1	2L	2R	3	4L	4R	5	6	7	8	9	10	11	12	13
330, 335, 375, 446, 546		D	D	D	A	D	D	A	A	A	A	D	A	D	A	-
385		E	D	D	A	D	D	A	A	A	A	D	A	E	A	A
430, 435, 530, 535		D	E	E	A	E	E	A	A	A	A	D	A	E	A	A
447, 547		D	D	D	A	D	D	A	A	A	A	B	A	*	B	-
448		D	*	*	A	*	*	A	A	A	A	B	A	*	A	-
449		D	E	-	A	D	-	A	A	A	A	F	A	C	A	-
456, 556		D	E	E	A	E	E	A	A	A	A	D	A	*	A	A
456SS		D	E	E	A	E	E	A	A	A	A	E	A	*	A	A
457, 458 Standard, 557		D	*	*	A	*	*	A	A	A	A	B	A	*	A	A
458, 458SS, 558		D	E	-	A	E	-	A	A	A	A	B	A	*	A	A
459, 459SS, 459 Standard, 559, 559SS		D	E	-	A	E	-	A	A	A	A	F	A	F	A	A
466, 566		D	E	E	A	E	E	A	A	A	A	E	A	E	B	A
467, 567		D	E	E	A	E	E	A	A	A	A	B	A	*	B	A
468, 468SS, 568		D	E	-	A	E	-	A	A	A	A	B	A	*	B	A
469, 469SS, 569, 569SS		D	E	-	A	E	-	A	A	A	A	*	A	*	B	A
469P, 569P		D	E	-	A	E	-	A	A	A	A	*	A	*	B	A

SS (Silage Special), P (Premium)

* Confirm bearing style and bore.

Window Hay Moisture Tester

- 1 year warranty.
- Direct readout for moisture, range 13% - 70%.
- Accuracy: +/- 2% - 4%.
- Requires 9v battery.
- Testing time: 30 - 60 seconds.

Operation:
Add loose hay to a 5 gallon bucket, insert tester probe and press button.



Order No.

HMT3

319.95 ea.

Hayknife

- Lightweight hay knife that cuts twine, mesh, feed bags, plastic wrap.
- Flip action blade operation and safety cover.
- Replaceable blade with 28" long indestructible handle.
- Comfortable hand grip allowing use while wearing gloves.



Order No.

56433

38.95 ea.

PTO Adapters



Order No.	Female/Tractor	Male/Implement	Style	Length Increase	Overall Length	Max Horse Power	
79200	1-3/8" 21 spline 1000 rpm	1-3/8" 6 spline 540 rpm	quick release	4-1/16"	7-1/16"	75	34.95 ea.
79205	1-3/8" 6 spline 540 rpm	1-3/8" 21 spline 1000 rpm	quick release	4-9/16"	7-1/16"	75	34.95 ea.
79210	1-3/4" 20 spline 1000 rpm	1-3/8" 6 spline 540 rpm	clamp	5-1/16"	8-1/16"	125	89.95 ea.
79215	1-3/4" 20 spline 1000 rpm	1-3/8" 21 spline 1000 rpm	clamp	5-1/16"	8-1/16"	125	89.95 ea.
79220	1-3/8" 21 spline 1000 rpm	1-3/4" 20 spline 1000 rpm	clamp	5"	7-11/16"	125	89.95 ea.

Bale Pickup Cam Follower, Plunger, Cylinder Bearings



Bearing assembly with nut.




Bolt on style bearing


Order No.	Description - Fit Models	SHOUP Savings Price
Cam Follower Bearings		
SH36275	Bearing assembly with nut. AGCO, Challenger, Hesston, Massey Ferguson, New Idea balers 514, 530, 540, 545, 550, 555S, 555T, 560, 565A, 565T, 730, 740, 830, 840, 1734, 1744, 1835, 1837, 1839, 1840, 1841, 1842, 4550, 4570, 4590, 4600, 4643, 4644, 4650, 4655, 4664, 4665, 4690, 4690S, 4700, 4750, 4800, 4900, 4910, 5134, 5530, 5540, 5545, 5580, 5580E, 5585, 6243, 6244, 6343, 6344, 7105, 7110, 7115, 7120, 7205, 7210, 7215, RB34, RB36, RB44, SB34, SB36, SB44. Case-IH balers 8420, 8430; 8435 to s/n CFH0124137; 8450, 8455, 8460, 8465, 8465T, 8480, 8520, 8530, 8540, 8545, 8550, 8555, 8570, 8580; 8590 to s/n CFH0139499. Case-IH windrow pickups HDX20P. New Holland balers 590, 590C, 595, 630, 634, 638, 640, 644, 648, 650, 654, 658, 660, 664, 678, 688, 845, 846, 847, 848, 849, 850, 853, 855, 858, D800, D1000. New Holland windrow pickups 29P, 340W, 890W, 919W, 990W.	27.95 ea.
SH70050	Bearing, mounts with 1/2" hex bolt (not included). AGCO, Challenger, Hesston, Massey Ferguson, New Idea balers 545, 634, 645, 656, 745, 845, 846A, 855, 856, 856A, 945, 946, 946A, 955, 956, 956A, 1745, 1841, 1843N, 1843S, 2050, 2646A, 2656A, 2745, 2746, 2746A, 2756, 2756A, 4655, 4690, 4690S, 4755, 4760, 4790, 4900, 4910, 5145, 5446A, 5456A, 5545, 5546, 5546A, 5556, 5556A, 6254, 6345, 6364, 6365, 6454, 6464, 6465, 7120, 7233, 7234, 7244, 7333, 7430, LB33, LB34, LB44, RB45, RB46, RB46B, RB56, RB56B, RB452, RB453AT, RB463, RB463A, RB563, RB563A, SB44. Case-IH balers 8435 s/n CFH0124401 & up; 8575, 8576, 8585; 8590 s/n CFH0139500 & up; RS451, RS551, RS561, RS561A.	23.95 ea.
SH711770	Bearing, mounts with 5/8" hex bolt (not included). AGCO, Challenger, Massey Ferguson balers 1440, 1450, 1455, 1550, 1560, 1565, 1746, 1756, 1839, 2140, 2150, 2170, 2170XD, 2190, 2240, 2250, 2260, 2270, 2270XD, 2290, 2846, 2846A, 2856, 2856A, 5146, 5156, 7423, 7433, 7434, 7444, LB23B, LB33B, LB34B, LB44B, RB46C, RB56C, RB56CA, RB462, RB562.	18.95 ea.
SH50126	Bearing assembly with nut. Case-IH balers RB444, RB454, RB455, RB464, RB465, RB554, RB564, RB565, RBX441, RBX442, RBX443, RBX451, RBX452, RBX453, RBX461, RBX462, RBX463, RBX552, RBX553, RBX561, RBX562, RBX563. New Holland balers 585, BR730, BR730A, BR740, BR740A, BR750, BR750A, BR770, BR770A, BR780, BR780A, BR7050, BR7060, BR7070, BR7080, BR7090; Roll-Belt 450 variable chamber, 460, 560.	29.95 ea.
SH40714	Bearing assembly with nut. Case-IH balers SB521, SB531, SB541, SB551, SBX520, SBX530, SBX540, SBX550. Hesston baler 4500. New Holland balers 65, 66, 67, 68, 99, 268, 269, 270, 271, 272, 273, 275, 276, 277, 278, 280, 281, 282, 283, 285, 286, 290, 310, 311, 315, 316, 320, 326, 420, 425, 426, 430, 500, 565, 568, 570, 575, 580, 851, 852, BC5050, BC5060, BC5070, BC5080, S66, S67, S68, S69, S78. New Holland windrow pickups 144, 166.	16.50 ea.
SH84924	Bearing assembly. Case-IH balers LB333P, LB333R, LB333S, LB433R, LB433S, LBX331P, LBX331R, LBX331S, LBX332P, LBX332R, LBX332S, LBX421R, LBX421S, LBX431R, LBX431S, LBX432R, LBX432S. New Holland balers BB930AP, BB930AR, BB940AP, BB940AR, BB940AS, BB940P, BB940R, BB940S, BB960AR, BB960AS, BB960R, BB960S, BB9050R, BB9060P, BB9060R, BB9060S, BB9070R, BB9080R, BB9080S. New Holland windrow pickups 345W, 346W, 355W, 356W, 365W, 366W.	69.95 ea.
SH56215	Bearing, mounts with 1/2" hex bolt (not included). John Deere round balers 330*, 335*, 375*, 385*, 410*, 430*, 435*, 446*, 447, 448, 456*, 457, 458, 458SS, 466*, 467, 468, 468SS, 500*, 510*, 530*, 535*, 546*, 547, 556*, 557, 558, 566*, 567, 568, 582, 854. * May require new mounting hardware. John Deere forage harvester pickups 630, 630A, 630B, 630C, 640A, 640B, 640C, 645, 645A, 645B, 645C.	23.50 ea.
SH314085	Bearing, mounts with 1/2" hex bolt (not included). John Deere round balers 440E, 449, 450E, 450M, 459, 459E, 459SS, 460M, 469, 469SS, 550M, 559, 559SS, 560M, 569, 569SS; John Deere square balers L331, L341.	29.50 ea.
SH17004	Double row bearing with nut, 1-1/2" O.D., 5/8" wide, mounts with 1/2" bolt (not included). Vermeer balers 503I, 504I, 504 Super I, 504L, 504M, 504M Classic, 504N, 504 Pro, 505I, 505 Super I, 505L, 505M, 505M Classic, 505N, 554XL, 555XL, 604J, 604 Super J, 604K, 604L, 604M, 604 Super M, 604N, 604XL, 605J, 605 Super J, 605K, 605L, 605M, 605 Super M, 605N, 605XL, 664M Rancher, 665 Rancher, 5400 Rebel, 5410 Rebel, 5420 Rebel, 5500 Rebel, 5520 Rebel, 6410 Rancher, 6640 Rancher, 6650 Rancher.	24.75 ea.
SH17333	Single row bearing, 2" O.D., mounts with 5/8" bolt (not included). Vermeer balers 403F, 403G, 403 Super G, 504F, 504 Super F, 504G, 504 Super G, 504H, 605E, 605F, 605 Super F, 605G, 605 Super G, 605H.	18.95 ea.
Plunger Bearings		
SH861325	Bearing assembly, 2-1/2" O.D., with nylon shield, lock nut. AGCO, Challenger, Hesston, Massey Ferguson, New Idea balers 120, 124, 126, 128, 130, 220, 224, 228, 1841, 1842, 1843, 2050, 2140, 2150, 2160, 2170, 2170XD, 2190, 2240, 2250, 2260, 2270, 2270XD, 2290, 4650, 4655, 4690, 4750, 4755, 4760, 4790, 4800, 4900, 4910, 7120, 7233, 7234, 7244, 7333, 7423, 7424, 7430, 7433, 7434, 7444, LB23B, LB24B, LB33, LB33B, LB34, LB44, LB44B, SB44. Case-IH 8550, 8555, 8570, 8575, 8585, LB333P, LB333R, LB333S, LB433R, LB433S, SB531, SB541, SB541C, SB551, SBX520, SBX530, SBX540, SBX550. New Holland 67, 78, 99, 178, 268, 269, 272, 273, 275, 276, 277, 278, 280, 281, 282, 283, 285, 286, 290, 310, 311, 315, 316, 320, 326, 420, 425, 426, 430, 500, 505, 515, 532, 542, 565, 568, 570, 575, 580, 585, 590, 590C, 595, 1280, 1281, 1282, 1283, 1290, 1425, 1426, 2000, BB900, BB940P, BB940R, BB940S, BB960R, BB960S, BB9060P, BB9060R, BB9060S, BB9080R, BB9080S, BC5050, BC5060, BC5070, BC5080, S67, S69, S78.	48.25 ea.
SH84534	Bearing, 2" O.D., mounts with 5/8" bolt (not included). Case-IH square balers 37, 47, 57, 420, 425, 428, 430, 435, 440, 445, 8520, 8530, 8540, 8545, 8555, SB531, SB541, SB541C, SB551, SBX520, SBX530, SBX540, SBX550. New Holland square balers 67, 78, 99, 178, 268, 269, 270, 271, 272, 273, 275, 276, 278, 280, 281, 282, 283, 285, 286, 290, 310, 311, 315, 316, 320, 326, 420, 425, 426, 430, 500, 505, 515, 532, 542, 565, 568, 570, 575, 580, 585, 1280, 1281, 1282, 1283, 1290, 1425, 1426, 2000, BB900, BC5050, BC5060, BC5070, BC5080, S78. John Deere square balers 327, 328, 336, 337, 338, 346, 347, 348, 466, 467, 468.	18.95 ea.
SH9680	Bearing, 2-1/2" O.D., 3/4" I.D., mounts with shoulder bolt (not included). John Deere square balers 327, 328, 336, 337, 338, 346, 347, 348, 466, 467, 468.	36.95 ea.
Pickup Cylinder Bearings		
BH10313	Bearing, 1" hex bore, 2.441" O.D. John Deere round balers 330, 385, 430, 435, 446, 447, 448, 449, 450E, 450M, 456, 457, 458, 459, 466, 467, 530, 535, 546, 547, 556, 557, 558, 559, 560M, 566, 567, 568, 569, 582. John Deere square balers 327, 328, 337, 338, 347, 348, 467.	16.50 ea.
SH156816	Bearing, 1-1/8" hex bore, 2.835" O.D. John Deere round balers 330, 335, 375, 385, 435, 446, 447, 448, 456, 457, 458, 466, 467, 535, 546, 547, 556, 557, 558, 566, 567, 568, 582.	21.75 ea.
SH313106	Bearing, 1-1/4" hex bore, 2.835" O.D. John Deere round balers 446, 447, 448, 449, 450E, 450M, 456, 457, 458, 459, 460M, 466, 467, 468, 469, 546, 547, 556, 557, 558, 559, 560M, 560R, 566, 567, 568, 569, 582.	33.75 ea.

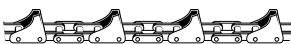
SHOUP® Replacement Parts for New Holland Chain Round Balers

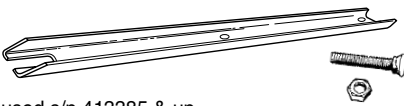
Shoup replacement chains for New Holland round balers are heat-treated for long wear.



Order No.	Description - Fits Models	Total Links	No. of Attach. Links	Description	SHOUP Savings Price
Upper Chains Supplied in matched pairs. 					
NH845U	845.	180	60	Matched pair less tubes.	795.95 pr.
NH846U	846, 847.	189	63	Matched pair less tubes.	874.95 pr.
NH848U1	848 to s/n 714629.	228	76	Matched pair less tubes.	1054.95 pr.
NH848U2	848 s/n 714630 & up.	228	57	Matched pair less tubes.	995.95 pr.
NH849U	849.	240	80	Matched pair less tubes.	1159.95 pr.
NH850U	850.	216	72	Matched pair less tubes.	959.95 pr.
NH851U	851, 852. 557 heavy-duty chain.	234	78	Matched pair less tubes.	1069.95 pr.
NH853U	853.	248	62	Matched pair less tubes.	1129.95 pr.
NH855U1	855 to s/n 696374, 858.	340	85	Matched pair less tubes.	1994.95 pr.
NH855U2	855 s/n 696375 & up.	340	68	Matched pair less tubes.	2574.95 pr.
NH550RL	Repair Section. 845, 846, 847, 850; early 851, 852.	3	1	550 chain.	12.95 ea.
NH557RL	Repair Section. 848 to s/n 714629; 849; late 851, 852.	3	1	557 chain.	19.25 ea.
NH557RL5	Repair Section. 848 s/n 714630 & up; 853.	5	1	557 chain.	23.25 ea.
NH100RL3	Repair Section. 855 to s/n 696374, 858.	3	1	100 chain.	16.50 ea.
NH100RL4	Repair Section. 855 s/n 696375 & up.	4	1	100 chain.	21.75 ea.

Order No.	Description - Fits Models	Replaces NH No.	
Tubes and Mounting Hardware 			
SH734338	Tube; 845, 846, 847.	634338	39.75 ea.
SH870634	Tube; 848.	770634	43.95 ea.
SH779638	Tube; 849, 853.	9617621	45.95 ea.
SH734333	Tube; 850, 851, 852.	634333	46.95 ea.
SH886457	Tube; 855.	786457	63.95 ea.
SH810276	Special Hex Bolt, 5/16" x 1-1/2"; 845, 846, 850, 851, 852.	710276	.90 ea.
SH716776	Special Hex Bolt, 3/8" x 1-1/2"; 847; optional on 846, 851, 852.	616776	.95 ea.
SH745283	Special Carriage Bolt, 3/8" x 1-1/2"; 848, 849, 853.	645283	1.25 ea.
C38200	Carriage Bolt, 3/8" x 2"; 855.	280661	.48 ea.
LN516	5/16" Locknut.		.15 ea.
LN38	3/8" Locknut.		.20 ea.

Order No.	Description - Fits Models	Total Links	No. of Attach. Links	Description	
Floor Chains 					
NH845F	845. 6 used to s/n 413384; 7 used s/n 413385 & up.	71	17	Floor Chain	182.50 ea.
NH846F	846, 847. 7 used.	61	15	Floor Chain	164.95 ea.
NH850F	850. 8 used.	78	19	Floor Chain	209.75 ea.
NH851F	851, 852. 8 used.	65	16	Floor Chain	182.50 ea.


Order No.	Description - Fits Models	Replaces NH No.	
Chain Guides 			
SH383247	Guide; 845. 6 used to s/n 413384; 7 used s/n 413385 & up.	283427	42.75 ea.
SH814376	Guide; 846, 847. 7 used.	714376	33.95 ea.
SH676407	Guide; 850. 8 used.	576407	29.95 ea.
SH808764	Guide; 851, 852. 8 used.	708764	39.95 ea.
PB516114	Plow Bolt, 5/16" x 1-1/4"; 845, 846, 847, 850, 851, 852.	87530	1.10 ea.
FN516	5/16" Flange Nut.		.12 ea.



Air Bags - includes flex member, upper bead plate, lower retainer, locknuts.

SH857661	Air bag assembly; 848, 853.	857661	329.00 ea.
SH857581	Air bag assembly; 855 s/n 733141 & up; 858. Also 855 to s/n 733140 if used with new piston (NH 695770) and new retainer (NH 850097) not available from Shoup.	857581	379.00 ea.

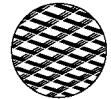
SHOUP® Replacement Round Baler Belts



Chevron



Continuous Chevron



Diamond



Rough Top

Belt Construction and Cover Style

300S series: 3 ply belt, smooth cover on both sides.

Excellent strength and fastener holding capability designed for use in "heavyweight" baling operations.

3-MRT series: 3 ply belt with mini-rough top cover.

Rough surface belt provides fast bale starts and less belt slippage. This is an excellent belt for use in difficult haying conditions.

Special Covers: 3 ply belt with chevron, continuous chevron or rough top as specified.

Replace all worn belts at the same time. Resize ALL belts if only a few are replaced so load will be shared equally.

Belts should all be the same length when installed, after a season of use re-size the belts again.


Belts should all have the same ply construction.

2- and 3-ply belts do not react the same and will not share the load equally.

Flexco Lace



Clipper Lace



Mato Lace



Make & Model	Description	Size	Use this No. to Order (Specify Series)	Fastener Style	Series/Cover Style		
					300S	3-MRT	Special Cover
Allis Chalmers Balers							
Roto-Baler	Upper	5-1/2" x 72"	A750A2	Clipper Lace	2 ply smooth cover		72.50
	Lower	5-1/2" x 102"	A700A2	Clipper Lace	2 ply smooth cover		93.25
CASE-IH Balers							
Do not mix Flexco, Mato & Clipper lacing or Series/Cover types on the same baler							
241, 2400	Upper	4" x 430"	I750A	Clipper Lace	154.75	175.60	n.a.
	Upper	10" x 430"	I751A	Clipper Lace	359.25	416.95	n.a.
	Lower	60" x 120"	IH700A	Clipper Lace	2 ply texture top		579.95
2400 w/dual springs	Upper	4" x 424"	I748A	Clipper Lace	152.75	173.55	n.a.
	Upper	10" x 424"	I749A	Clipper Lace	360.75	411.10	n.a.
3440, 3450	Upper	4-3/4" x 73-1/4"	U760A	Clipper Lace	54.40	48.20	n.a.
	Upper	4-3/4" x 73-1/4"	U767E	Endless	2 ply mini-rough top		53.25
	Upper	11" x 73-1/4"	U762A	Clipper Lace	103.45	94.80	n.a.
	Upper	11" x 73-1/4"	U768E	Endless	2 ply mini-rough top		117.50
	Lower	11" x 103-1/2"	U763A	Clipper Lace	137.80	125.70	n.a.
	Lower	11" x 103-1/2"	U769E	Endless	2 ply mini-rough top		155.50
3640, 3650, 8480	Upper	4-3/4" x 73-1/4"	U760A	Clipper Lace	54.40	48.20	n.a.
	Upper	4-3/4" x 73-1/4"	U767E	Endless	2 ply mini-rough top		53.25
	Upper	11" x 73-1/4"	U762A	Clipper Lace	103.45	94.80	n.a.
	Upper	11" x 73-1/4"	U768E	Endless	2 ply mini-rough top		117.50
	Lower	11" x 121"	U761A	Clipper Lace	158.15	144.10	n.a.
	Lower	11" x 121"	U770E	Endless	2 ply mini-rough top		180.25
8420	Upper	4.8" x 364"	H760A3P	Clipper Lace	n.a.	148.20	n.a.
	Upper	4.8" x 364"	H765A3P	Flexco Lace	n.a.	172.95	n.a.
8430	Upper	7" x 366"	H720A3P	Clipper Lace	3 ply continuous chevron		266.50
	Upper	7" x 366"	H820A3P	Flexco Lace	3 ply continuous chevron		263.95
	Upper	7" x 366"	H835A3P	Flexco Lace	3-ply heavy-duty MRT		228.75
8435	Upper	7" x 471-1/2"	H823A3P	Flexco Lace	3 ply continuous chevron		335.60
8440 Optional Newer Style	Upper	4" x 452"	H735A3P	Clipper Lace	3 ply chevron		149.90
	Upper	4" x 452"	H736A3P	Clipper Lace	3 ply continuous chevron		182.25
8450; 8460 to s/n 57417	Upper	7" x 570"	H721A3P	Clipper Lace	3 ply continuous chevron		392.45
	Upper	7" x 570"	H821A3P	Flexco Lace	3 ply continuous chevron		398.50
	Upper	6-1/2" x 572-1/2"	H722A3P	Clipper Lace	3 ply continuous chevron		364.20
	Upper	6-1/2" x 572-1/2"	H822A3P	Flexco Lace	3 ply continuous chevron		378.25
8460 s/n 57418 & up, 8455, 8465	Upper	7" x 562-1/2"	H731A3P	Clipper Lace	3 ply continuous chevron		382.85
	Upper	7" x 562-1/2"	H831A3P	Flexco Lace	3 ply continuous chevron		394.75
	Upper	7" x 562-1/2"	H837A3P	Flexco Lace	3-ply heavy-duty MRT		321.50
RS451, RS551	Upper	7" x 475"	H850A3P	Flexco Lace	3 ply continuous chevron		333.50
	Upper	7" x 475"	H851A3P	Flexco Lace	3-ply heavy-duty MRT		293.50
RS561	Upper	7" x 547"	H860A3P	Flexco Lace	3 ply continuous chevron		389.95
	Upper	7" x 547"	H861A3P	Flexco Lace	3-ply heavy-duty MRT		331.50

Round Balers - Shoup Parts For (Cont.)

Make & Model	Description	Size	Use this No. to Order (Specify Series)	Fastener Style	Series/Cover Style		Special Cover
					300S	3-MRT	
CASE-IH Balers (cont.)							
Do not mix Flexco, Mato & Clipper lacing or Series/Cover types on the same baler							
RB444, RBX441, RBX442, RBX443	Upper Upper	7" x 272-1/2" 7" x 272-1/2"	H865A3P H866A3P	Clipper Lace Flexco Lace	3 ply continuous chevron 3 ply continuous chevron		220.95 236.50
RB454, RB455, RB455A, RBX451, RBX452, RBX453, RBX552, RBX553	Upper Upper Upper Upper	7" x 343" 7" x 343" 7" x 343" 7" x 343"	H870A3P H871A3P H872A3P U773A3P	Clipper Lace Flexco Lace Mato Lace Mato Lace	3 ply continuous chevron 3 ply continuous chevron 3 ply continuous chevron 3-ply heavy-duty MRT		266.20 284.95 276.75 232.95
RB464, RB465, RB554, RB564, RB565, RBX461, RBX462, RBX463, RBX561, RBX562, RBX563	Upper Upper Upper Upper	7" x 420-1/2" 7" x 420-1/2" 7" x 420-1/2" 7" x 420-1/2"	H875A3P H876A3P H877A3P U774A3P	Clipper Lace Flexco Lace Mato Lace Mato Lace	3 ply continuous chevron 3 ply continuous chevron 3 ply continuous chevron 3-ply heavy-duty MRT		322.50 338.75 321.95 274.50
CASE-IH Starter Roll Flaps							
8450, 8455		3-1/2" x 46.22"	HE732A3P		n.a.	22.25	n.a.
8460, 8465		3-1/2" x 61.18"	HE733A3P		n.a.	29.50	n.a.
8435, RS451		3-1/2" x 43.31"	HE742A3P		n.a.	22.25	n.a.
RS551, RS561		3-1/2" x 58.50"	HE743A3P		n.a.	29.50	n.a.
CHALLENGER Balers see Hesston							
GEHL Balers							
1450, 1460	Upper Lower	6" x 462-1/2" 44-1/2" x 55-1/2"	G760A3 GB700A	Clipper Lace Clipper Lace	239.10 2 ply texture top	n.a.	n.a. 369.00
1465; 1470 earlier	Upper	6" x 462-1/2"	G710A3P	Clipper Lace	n.a.	309.90	n.a.
1470 newer; MF825	Upper Upper	6" x 463" 6" x 463"	G721A3P G731A3P	Clipper Lace Clipper Lace	3 ply chevron 3 ply continuous chevron		229.25 275.95
1475	Upper Upper	6" x 469" 6" x 469"	G708A3P G709A3P	Clipper Lace Clipper Lace	3 ply chevron 3 ply continuous chevron		231.25 277.50
1500	Upper Upper Lower	4" x 466" 10" x 466" 60" x 95"	G750A G751A UN702A	Clipper Lace Clipper Lace Clipper Lace	166.25 398.50 2 ply texture top	189.50 448.90	n.a. n.a. 591.75
1500A, 1600	Upper Lower	6" x 466" 60" x 95"	U775A UN702A	Clipper Lace Clipper Lace	240.95 2 ply texture top	312.25	n.a. 591.75
1850, 1860	Upper Lower	6" x 545-1/4" 60" x 56-1/2"	G765A3 GB705A	Clipper Lace Clipper Lace	277.50 2 ply texture top	n.a.	n.a. 414.95
1865; 1870 earlier	Upper	6" x 545-1/4"	G720A3P	Clipper Lace	n.a.	361.24	n.a.
1870 newer; MF835	Upper Upper	6" x 545-1/4" 6" x 545-1/4"	G722A3P G732A3P	Clipper Lace Clipper Lace	3 ply chevron 3 ply continuous chevron		263.80 316.50
1875	Upper Upper	6" x 552" 6" x 552"	G712A3P G713A3P	Clipper Lace Clipper Lace	3 ply chevron 3 ply continuous chevron		270.75 324.95
2480, 2780	Upper	6" x 468-1/2"	G715A3P	Clipper Lace	n.a.	312.10	n.a.
2580	Upper Upper	6-1/2" x 502-1/2" 6-1/2" x 474-1/2"	G725A3P G730A3P	Flexco Lace Flexco Lace	3 ply continuous chevron 3 ply continuous chevron		335.50 318.50
2680, 2880	Upper Upper	6-1/2" x 556-1/2" 6-1/2" x 577-1/2"	G735A3P G740A3P	Flexco Lace Flexco Lace	3 ply continuous chevron 3 ply continuous chevron		367.95 380.95
HESSTON-AGCO Balers							
Do not mix Flexco, Mato & Clipper lacing or Series/Cover types on the same baler							
514, 814	Upper Upper Lower Lower	11" x 73.25" 11" x 73.25" 11" x 121" 11" x 121"	U762A U768E U761A U770E	Clipper Lace Endless Clipper Lace Endless	103.45 2 ply mini-rough top 158.15 2 ply mini-rough top	94.80 144.10	n.a. 117.50 n.a. 180.25
530, 5530, 730, 830, RB34, MF1734	Upper Upper	4.8" x 364" 4.8" x 364"	H760A3P H765A3P	Clipper Lace Flexco Lace	n.a. n.a.	148.20 172.95	n.a. n.a.
540, 740, 840, RB44, MF1744	Upper Upper Upper	7" x 366" 7" x 366" 7" x 366"	H720A3P H820A3P H835A3P	Clipper Lace Flexco Lace Flexco Lace	3 ply continuous chevron 3 ply continuous chevron 3-ply heavy-duty MRT		266.50 263.95 228.75
545	Upper	7" x 471-1/2"	H823A3P	Flexco Lace	3 ply continuous chevron		335.60
550; 560 s/n 0220 to 1964	Upper Upper Upper Upper	7" x 570" 7" x 570" 6-1/2" x 572-1/2" 6-1/2" x 572-1/2"	H721A3P H821A3P H722A3P H822A3P	Clipper Lace Flexco Lace Clipper Lace Flexco Lace	3 ply continuous chevron 3 ply continuous chevron 3 ply continuous chevron 3 ply continuous chevron		392.45 398.50 364.20 378.25

Round Balers - Shoup Parts For (Cont.)

Make & Model	Description	Size	Use this No. to Order (Specify Series)	Fastener Style	Series/Cover Style		Special Cover
					300S	3-MRT	
HESSTON-AGCO Balers (cont.) Do not mix Flexco, Mato & Clipper lacing or Series/Cover types on the same baler							
560 s/n 1965 & up;	Upper	7" x 562-1/2"	H731A3P	Clipper Lace	3 ply continuous chevron		382.85
555S, 555T,	Upper	7" x 562-1/2"	H831A3P	Flexco Lace	3 ply continuous chevron		394.75
565A, 565T	Upper	7" x 562-1/2"	H837A3P	Flexco Lace	3-ply heavy-duty MRT		321.50
5400 with holes	Upper	4" x 127"	HE725A3	Clipper Lace	64.95	n.a.	n.a.
5500, 5510 Optional Newer Style	Upper	4" x 452"	H735A3P	Clipper Lace	3 ply chevron		149.90
	Upper	4" x 452"	H736A3P	Clipper Lace	3 ply continuous chevron		182.25
5134	Upper	4.8" x 364"	H765A3P	Flexco Lace	n.a.	172.95	n.a.
5146, 5156, MF1746, MF1756, RB462, RB562	Upper	7" x 571"	H571A3P	Flexco Lace	3 ply diamond top		427.95
	Upper	7" x 578"	H578A3P	Flexco Lace	3 ply diamond top		433.25
5540, 5580, 5580E Optional Newer Style	Upper	5.3" x 470"	U740A3P	Clipper Lace	3 ply rough top		248.60
	Upper	5.3" x 470"	H737A3P	Clipper Lace	3 ply continuous chevron		244.90
5545, 5585 Optional Newer Style	Upper	5.3" x 465"	H723A3P	Clipper Lace	3 ply rough top		246.00
	Upper	5.3" x 465"	H738A3P	Clipper Lace	3 ply continuous chevron		248.30
5600 Requires Kit	Upper	4" x 400"	U750A	Clipper Lace	146.25	164.35	n.a.
	Upper	10" x 400"	U751A	Clipper Lace	340.25	390.25	n.a.
	Lower	60" x 120"	UN700A	Clipper Lace	2 ply texture top		680.75
5800 Requires Kit	Upper	4" x 480"	H775A	Clipper Lace	170.75	194.95	n.a.
	Upper	10" x 480"	H776A	Clipper Lace	404.95	464.45	n.a.
745 s/n HM89101-HP89100; MF1745 s/n HM89101-HP89100; RB452 s/n HM89101-HP89100	Upper	7" x 475-1/2"	H476A3P	Flexco Lace	n.a.	293.75	n.a.
	Upper	7" x 478-1/2"	H479A3P	Flexco Lace	n.a.	294.95	n.a.
745 s/n HP89101 & up, 5145, AGCO 1745; MF1745 s/n HP89101 & up; RB452 s/n HP89101 & up	Upper	7" x 481-1/2"	H481A3P	Flexco Lace	3 ply diamond top		360.95
	Upper	7" x 486-1/2"	H486A3P	Flexco Lace	3 ply diamond top		366.50
845, 855, 945, 955, RB45	Upper	7" x 475"	H850A3P	Flexco Lace	3 ply continuous chevron		333.50
	Upper	7" x 475"	H475A3P	Flexco Lace	3 ply diamond top		356.75
	Upper	7" x 475"	H851A3P	Flexco Lace	3-ply heavy-duty MRT		293.50
846A, 856, 856A, 946A, 956, 956A, 5446A, 5456A, 5546A, 5556A, MF2646A, MF2656A, MF2746A, MF2756A, RB46, RB46B, RB56, RB56B, RB463A, RB563A	Upper	7" x 547"	H547A3P	Flexco Lace	3 ply diamond top		411.95
	Upper	7" x 547"	H860A3P	Flexco Lace	3 ply continuous chevron		389.95
	Upper	7" x 547"	H861A3P	Flexco Lace	3-ply heavy-duty MRT		331.50
945AT (Auto Tie), 5545AT, MF2745AT, RB453AT	Upper	7" x 475"	H475A3P	Flexco Lace	3 ply diamond top		356.75
	Upper	7" x 483"	H483A3P	Flexco Lace	3 ply diamond top		364.50
	Upper	7" x 475"	H850A3P	Flexco Lace	3 ply continuous chevron		333.50
	Upper	7" x 483"	H484A3P	Flexco Lace	3 ply continuous chevron		345.50
946AT, 956AT, 5546AT, 5556, MF2746AT, MF2756, RB463, RB563	Upper	7" x 547"	H547A3P	Flexco Lace	3 ply diamond top		411.95
	Upper	7" x 554-1/2"	H554A3P	Flexco Lace	3 ply diamond top		416.50
2846, 2846A, 2856, 2856A, 2946, 2946A, 2956, 2956A, RB46C, RB46CA, RB56C, RB56CA	Upper	7" x 554-1/2"	H554A3P	Flexco Lace	3 ply diamond top		416.50
	Upper	7" x 563-1/2"	H563A3P	Flexco Lace	3 ply diamond top		422.25

HESSTON-AGCO Baler Starter Roll Flaps see pg. 221.

JOHN DEERE Balers Do not mix Flexco, Mato & Clipper lacing or Series/Cover types on the same baler							
410 Requires Kit	Upper	4" x 415"	D725A	Clipper Lace	150.95	169.90	n.a.
	Upper	10" x 415"	D726A	Clipper Lace	352.50	404.25	n.a.
	Upper	12" x 417-1/2"	D727A	Clipper Lace	541.40	488.40	n.a.
	Lower	8" x 74"	DR728A3	Endless	124.75	n.a.	n.a.
500	Upper	4" x 422"	D750A	Clipper Lace	152.80	172.90	n.a.
	Upper	10" x 422"	D751A	Clipper Lace	357.75	410.20	n.a.
	Lower	60" x 138"	DR700A	Clipper Lace	2 ply texture top		798.00
510 Requires Kit	Upper	4" x 484"	D775A	Clipper Lace	172.25	195.75	n.a.
	Upper	10" x 484"	D776A	Clipper Lace	407.95	470.80	n.a.
	Upper	12" x 486-1/2"	D777A	Clipper Lace	624.10	562.70	n.a.
	Lower	8" x 74"	DR728A3	Endless	124.75	n.a.	n.a.
330, 335, 375, 446, 447, 448, 449, 546, 547	Upper	7" x 402-3/4"	D722A3P	Flexco Lace	3 ply diamond top		308.30
	Upper	7" x 410-1/4"	D723A3P	Flexco Lace	3 ply diamond top		314.40

Round Balers - Shoup Parts For (Cont.)

Make & Model	Description	Size	Use this No. to Order (Specify Series)	Fastener Style	Series/Cover Style		Special Cover	
					300S	3-MRT		
JOHN DEERE Balers								
Do not mix Flexco, Mato & Clipper lacing or Series/Cover types on the same baler								
385, 456, 457, 556, 557	Upper	7" x 461"	D756A3P	Flexco Lace	3 ply diamond top		349.25	
	Upper	7" x 466-1/2"	D757A3P	Flexco Lace	3 ply diamond top		354.50	
	Upper	7" x 461"	D856A3P	Mato Lace	3 ply diamond top		303.25	
	Upper	7" x 466-1/2"	D857A3P	Mato Lace	3 ply diamond top		306.25	
	Silage and corn stalks	Upper	7" x 460"	D956A3P	Mato Lace	3 ply HD diamond top		389.95
		Upper	7" x 465"	D957A3P	Mato Lace	3 ply HD diamond top		395.50
450E, 450M, 458, 459, 459E, 558, 559	Upper	7" x 460"	D156A3P	Mato Lace	3 ply diamond top		302.95	
	Upper	7" x 465"	D157A3P	Mato Lace	3 ply diamond top		309.75	
	Silage and corn stalks	Upper	7" x 460"	D956A3P	Mato Lace	3 ply HD diamond top		389.95
		Upper	7" x 465"	D957A3P	Mato Lace	3 ply HD diamond top		395.50
430, 435, 466, 467, 530, 535, 566, 567	Upper	7" x 525"	D735A3P	Flexco Lace	3 ply diamond top		339.80	
	Upper	7" x 531"	D736A3P	Flexco Lace	3 ply diamond top		341.50	
	Upper	7" x 525"	D835A3P	Mato Lace	3 ply diamond top		339.80	
	Upper	7" x 531"	D836A3P	Mato Lace	3 ply diamond top		341.50	
	Silage and corn stalks	Upper	7" x 525"	D935A3P	Mato Lace	3 ply HD diamond top		464.95
		Upper	7" x 531"	D936A3P	Mato Lace	3 ply HD diamond top		467.50
460M, 468, 469, 560M, 560R, 568, 569	Upper	7" x 524"	D837A3P	Mato Lace	3 ply diamond top		338.25	
	Upper	7" x 529"	D838A3P	Mato Lace	3 ply diamond top		340.75	
	Silage and corn stalks	Upper	7" x 524"	D937A3P	Mato Lace	3 ply HD diamond top		461.70
		Upper	7" x 529"	D938A3P	Mato Lace	3 ply HD diamond top		465.50
582 with MaxiCut™; 854	Upper	7" x 450-1/2"	D552A3P	Mato Lace	3 ply HD diamond top		403.60	
	Upper	7" x 457"	D557A3P	Mato Lace	3 ply HD diamond top		408.75	

MASSEY FERGUSON Balers see Vermeer, Gehl and Hesston

NEW HOLLAND - FORD Balers							
Do not mix Flexco, Mato & Clipper lacing or Series/Cover types on the same baler							
552	Upper	6" x 466"	U775A	Clipper Lace	240.95	312.25	n.a.
	Lower	60" x 95"	UN702A	Clipper Lace	2 ply texture top		591.75
630, 634, 638, BR730, BR7050	Upper	7" x 272-1/2"	U776A3P	Clipper Lace	3-ply heavy-duty MRT		167.45
640, 644, 648, 678, BR740, BR740A, BR770, BR770A, BR7060, BR7080; Roll-Belt 450, 550	Upper	7" x 343"	U777A3P	Clipper Lace	3-ply heavy-duty MRT		195.25
	Upper	7" x 343"	U773A3P	Mato Lace	3-ply heavy-duty MRT		232.95
	Upper	7" x 343"	U785E	Endless	n.a.	348.50	n.a.
650, 654, 658, 660, 664, 688, BR750, BR750A, BR780, BR780A, BR7070, BR7090; Roll-Belt 460, 560	Upper	7" x 420-1/2"	U778A3P	Clipper Lace	3-ply heavy-duty MRT		235.20
	Upper	7" x 420-1/2"	U774A3P	Mato Lace	3-ply heavy-duty MRT		274.50
	Upper	7" x 420-1/2"	U790E	Endless	n.a.	406.25	n.a.

NEW IDEA Balers							
Do not mix Flexco, Mato & Clipper lacing or Series/Cover types on the same baler							
483, 484, 4844, 4845, 4854, 4855	Upper	4-3/4" x 73-1/4"	U760A	Clipper Lace	54.40	48.20	n.a.
	Upper	4-3/4" x 73-1/4"	U767E	Endless	2 ply mini-rough top		53.25
	Upper	11" x 73-1/4"	U762A	Clipper Lace	103.45	94.80	n.a.
	Upper	11" x 73-1/4"	U768E	Endless	2 ply mini-rough top		117.50
	Lower	11" x 103-1/2"	U763A	Clipper Lace	137.80	125.70	n.a.
	Lower	11" x 103-1/2"	U769E	Endless	2 ply mini-rough top		155.50
456, 485, 486, 4865	Upper	4-3/4" x 73-1/4"	U760A	Clipper Lace	54.40	48.20	n.a.
	Upper	4-3/4" x 73-1/4"	U767E	Endless	2 ply mini-rough top		53.25
	Upper	11" x 73-1/4"	U762A	Clipper Lace	103.45	94.80	n.a.
	Upper	11" x 73-1/4"	U768E	Endless	2 ply mini-rough top		117.50
	Lower	11" x 121"	U761A	Clipper Lace	158.15	144.10	n.a.
	Lower	11" x 121"	U770E	Endless	2 ply mini-rough top		180.25
4643, 6243, 6343	Upper	4.8" x 364"	H760A3P	Clipper Lace	n.a.	148.20	n.a.
	Upper	4.8" x 364"	H765A3P	Flexco Lace	n.a.	172.95	n.a.
4644, 6244, 6344	Upper	7" x 366"	H720A3P	Clipper Lace	3 ply continuous chevron		266.50
	Upper	7" x 366"	H820A3P	Flexco Lace	3 ply continuous chevron		263.95
	Upper	7" x 366"	H835A3P	Flexco Lace	3-ply heavy-duty MRT		228.75
4664, 4665	Upper	7" x 562-1/2"	H731A3P	Clipper Lace	3 ply continuous chevron		382.85
	Upper	7" x 562-1/2"	H831A3P	Flexco Lace	3 ply continuous chevron		394.75
	Upper	7" x 562-1/2"	H837A3P	Flexco Lace	3-ply heavy-duty MRT		321.50
6254 s/n HM89101-HP89100	Upper	7" x 475-1/2"	H476A3P	Flexco Lace	n.a.	293.75	n.a.
	Upper	7" x 478-1/2"	H479A3P	Flexco Lace	n.a.	294.95	n.a.
6254 s/n HP89101 & up	Upper	7" x 481-1/2"	H481A3P	Flexco Lace	3 ply diamond top		360.95
	Upper	7" x 486-1/2"	H486A3P	Flexco Lace	3 ply diamond top		366.50

Round Balers - Shoup Parts For (Cont.)

Make & Model	Description	Size	Use this No. to Order (Specify Series)	Fastener Style	Series/Cover Style		Special Cover
					300S	3-MRT	
NEW IDEA Balers							
Do not mix Flexco, Mato & Clipper lacing or Series/Cover types on the same baler							
6345, 6454	Upper Upper	7" x 475" 7" x 475"	H850A3P H851A3P	Flexco Lace Flexco Lace	3 ply continuous chevron 3-ply heavy-duty MRT		333.50 293.50
6364, 6365, 6464, 6465	Upper Upper	7" x 547" 7" x 547"	H860A3P H861A3P	Flexco Lace Flexco Lace	3 ply continuous chevron 3-ply heavy-duty MRT		389.95 331.50
HESSTON-AGCO - NEW IDEA Balers Starter Roll Flaps							
550, 555, 4664		3-1/2" x 46.22"	HE732A3P		n.a.	22.25	n.a.
560, 565, 4665		3-1/2" x 61.18"	HE733A3P		n.a.	29.50	n.a.
545, 845, 846A, 945, 945AT (Auto Tie), 946A, 946AT, 5545AT, 5446A, 5546A, 5546AT, 6345, 6364, 6454, 6464, MF2646A, MF2745AT, MF2746, MF2746A, RB45, RB46, RB46B, RB453AT, RB463, RB463A		3-1/2" x 43.31"	HE742A3P		n.a.	22.25	n.a.
855, 856, 856A, 955, 956, 956A, 956AT, 5456A, 5556, 5556A, 6365, 6465, MF2656A, MF2756, MF2756A, RB56, RB56B, RB563, RB563A		3-1/2" x 58.50"	HE743A3P		n.a.	29.50	n.a.
VERMEER - MASSEY FERGUSON Balers							
Do not mix Flexco, Mato & Clipper lacing or Series/Cover types on the same baler							
403F, 403G	Upper Upper	4" x 358" 9" x 358"	R710A R711A	Clipper Lace Clipper Lace	133.25 352.15	148.35 318.10	n.a. n.a.
503I, MF634	Upper	6" x 428"	R705A3	Clipper Lace	223.95	n.a.	n.a.
504C, MF450	Upper Upper	4" x 388" 9" x 388"	U715A U716A	Clipper Lace Clipper Lace	171.50 380.45	168.65 342.75	n.a. n.a.
504F, 504G, MF1440, MF1450	Upper Upper	4" x 436" 10" x 436"	R735A R736A	Clipper Lace Clipper Lace	157.25 369.75	177.85 424.25	n.a. n.a.
504H, MF1455	Upper Upper	4" x 436" 9" x 436"	R735A R730A	Clipper Lace Clipper Lace	157.25 425.40	177.85 384.20	n.a. n.a.
504I, 504I Silage w/o traction roller; 504L, 505I, 505L, 5400 Rebel	Upper Upper	6" x 424" 14" x 424"	R731A3 R738A3	Clipper Lace Clipper Lace	221.75 499.95	n.a. n.a.	n.a. n.a.
504I with traction roller	Upper Upper	6" x 438" 14" x 438"	V438A3 V439A3	Clipper Lace Clipper Lace	228.50 541.50	n.a. n.a.	n.a. n.a.
504M	Upper Upper	6.8" x 442" 6.8" x 451"	V442A3P V451A3P	Flexco Lace Flexco Lace	n.a. n.a.	291.25 296.50	n.a. n.a.
504M Classic to s/n 403; 505M Classic to s/n 428	Upper Upper	6.8" x 409" 6.8" x 419"	V410A3P V420A3P	Flexco Lace Flexco Lace	n.a. n.a.	272.50 278.10	n.a. n.a.
504M Classic s/n 404 & up; 505M Classic s/n 429 & up	Upper Upper	6.8" x 427" 6.8" x 437"	V428A3P V440A3P	Flexco Lace Flexco Lace	n.a. n.a.	282.50 288.50	n.a. n.a.
504N	Upper Upper	6.8" x 431" 6.8" x 441"	V431A3P V441A3P	Flexco Lace Flexco Lace	n.a. n.a.	284.25 290.75	n.a. n.a.
554XL, 555XL, 5500 Rebel	Upper Upper	6" x 450" 14" x 450"	R760A3 R765A3	Clipper Lace Clipper Lace	234.25 552.25	n.a. n.a.	n.a. n.a.
5410 Rebel to s/n 1135	Upper Upper	6" x 409" 6" x 419"	V409A3P V419A3P	Clipper Lace Clipper Lace	n.a. n.a.	276.80 282.85	n.a. n.a.
5410 Rebel s/n 1136 & up	Upper Upper	6" x 427" 6" x 437"	V427A3P V437A3P	Clipper Lace Clipper Lace	n.a. n.a.	288.20 292.85	n.a. n.a.
5420 Rebel, 5520 Rebel	Upper Upper	6.8" x 429" 6.8" x 441"	V429A3P V441A3P	Flexco Lace Flexco Lace	n.a. n.a.	283.75 290.75	n.a. n.a.
604J, 604K, 604L, 604XL, 605J, 605K, 605L, 605XL, MF645, MF656	Upper Upper	6-1/2" x 528" 14" x 528"	R739A3 R740A3	Clipper Lace Clipper Lace	375.55 597.25	n.a. n.a.	n.a. n.a.
604M, 605M	Upper Upper	6.8" x 522" 6.8" x 533"	V522A3P V533A3P	Flexco Lace Flexco Lace	n.a. n.a.	337.50 344.25	n.a. n.a.
604 Super M, 605 Super M, 604N, 605N	Upper Upper	6.8" x 533" 6.8" x 540"	V533A3P V540A3P	Flexco Lace Flexco Lace	n.a. n.a.	344.25 347.90	n.a. n.a.
605A	Upper Upper Lower	4" x 400" 10" x 400" 60" x 120"	U750A U751A UN700A	Clipper Lace Clipper Lace Clipper Lace	146.25 340.25 2 ply texture top	164.35 390.25	n.a. n.a. 680.75

Round Balers - Shoup Parts For (Cont.)

Make & Model	Description	Size	Use this No. to Order (Specify Series)	Fastener Style	Series/Cover Style		Special Cover
					300S	3-MRT	
VERMEER - MASSEY FERGUSON Balers Do not mix Flexco, Mato & Clipper lacing or Series/Cover types on the same baler							
605B	Upper	4" x 388"	U715A	Clipper Lace	171.50	168.65	n.a.
	Upper	10" x 388"	R741A	Clipper Lace	332.25	378.75	n.a.
	Lower	60" x 120"	UN700A	Clipper Lace	2 ply texture top		680.75
605C; 605E modified, MF560	Upper	4" x 440"	U735A	Clipper Lace	158.50	179.45	n.a.
	Upper	10" x 440"	U736A	Clipper Lace	372.25	427.90	n.a.
605D	Upper	4" x 450"	R725A	Clipper Lace	161.25	183.10	n.a.
	Upper	10" x 450"	R726A	Clipper Lace	380.25	436.75	n.a.
605E original	Upper	4" x 457"	R755A	Clipper Lace	172.25	185.70	n.a.
	Upper	10" x 457"	R756A	Clipper Lace	387.50	442.95	n.a.
605F, 605G, 605H, MF1550, MF1560, MF1565	Upper	4" x 512"	U745A	Clipper Lace	181.10	206.55	n.a.
	Upper	9" x 512"	R762A	Clipper Lace	495.80	447.20	n.a.
	Upper	10" x 512"	U746A	Clipper Lace	430.25	493.95	n.a.
605J w/traction roller	Upper	6-1/2" x 542"	R733A3	Clipper Lace	386.25	n.a.	n.a.
664, 665, 6640, 6650 Rancher	Upper	6.8" x 482"	V485A3P	Flexco Lace	n.a.	314.75	n.a.
	Upper	6.8" x 492"	V495A3P	Flexco Lace	n.a.	321.20	n.a.
706A	Upper	4" x 493"	R775A	Clipper Lace	175.75	199.35	n.a.
	Upper	10" x 493"	R776A	Clipper Lace	414.50	476.35	n.a.
	Lower	72" x 144"	VR701A	Clipper Lace	2 ply smooth top w/V guide		1039.50
706C	Upper	4" x 541"	R780A	Clipper Lace	190.25	217.45	n.a.
	Upper	10" x 541"	R781A	Clipper Lace	453.25	520.95	n.a.
VERMEER - MASSEY FERGUSON Starter Roll Flaps							
403F, 403G		3" x 32-5/8"	VR785A3P		n.a.	14.99	n.a.
504F, 504G, 504H, MF1440, MF1450, MF1455		3" x 43-5/8"	VR786A3P		n.a.	16.75	n.a.
605F, 605G, 605H, MF1550, MF1560, MF1565		3" x 58-5/8"	VR787A3P		n.a.	20.90	n.a.
VICON / MCKEE Balers Do not mix Clipper & Endless lacing or Series/Cover types on the same baler							
560	Upper	11" x 73-1/4"	U762A	Clipper Lace	103.45	94.80	n.a.
	Lower	11" x 121"	U761A	Clipper Lace	158.15	144.10	n.a.
RP1210, 875, 878	Upper	4-3/4" x 64-1/2"	U764A	Clipper Lace	50.75	44.75	n.a.
	Upper	7" x 64-1/2"	U765A	Clipper Lace	60.80	50.70	n.a.
	Lower	7" x 104-1/2"	U766A	Clipper Lace	90.30	74.85	n.a.
RP1211	Upper	7" x 64-1/2"	U765A	Clipper Lace	60.80	50.70	n.a.
	Lower	7" x 96-3/4"	V715A	Clipper Lace	84.45	71.50	n.a.
RP1510, 1500, 1578	Upper	4-3/4" x 73-1/4"	U760A	Clipper Lace	54.40	48.20	n.a.
	Upper	11" x 73-1/4"	U762A	Clipper Lace	103.45	94.80	n.a.
	Upper	11" x 73-1/4"	U768E	Endless	2 ply mini-rough top		117.50
	Lower	11" x 121"	U761A	Clipper Lace	158.15	144.10	n.a.
	Lower	11" x 121"	U770E	Endless	2 ply mini-rough top		180.25

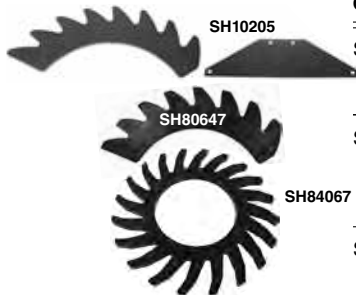


"Dutchman" Repair
6 ft. length of belt less splice.

Order No.	Belt Width	Cover Style	
D743A3P	7"	3-ply diamond top	55.95 ea.
D742A3P	7"	3-ply heavy-duty MRT	44.50 ea.
D741A3P	7"	3-ply continuous chevron	53.70 ea.

Vermeer Air Bag	SH103687	Air Bag with flex member, upper bead plate, lower retainer. Vermeer 604K, 604XL, 605K, 605L, 605XL. Replaces Vermeer No. 103687001.	244.95 ea.
------------------------	----------	---	------------

Gathering Wheels



Order No.	Description - Fits Models	SHOUP Savings Price
SH10205	Gathering wheel segment. 3 used per wheel. Case-IH 8450, 8455, 8455T, 8460, 8465, 8465T. Hesston 550, 555S, 555T, 560, 565A, 565T, 5540, 5545, 5580, 5585. New Idea 4664, 4665.	66.95 ea.
SH80647	Gathering wheel segment. 3 used per wheel. John Deere 330, 335, 375, 385, 430, 435, 440E, 446, 447, 448, 449, 450E, 450M, 456, 457, 458, 459, 459E, 466, 467, 530, 535, 540, 545, 546, 547, 550, 550M, 556, 557, 558, 559, 560M, 566, 567, 568, 569, 572, 582.	59.95 ea.
SH84067	Gathering wheel; 24" diameter. Case-IH RB455, RB455A, RB465, RB565. New Holland BU7060; Roll-Belt 450, 460, 560.	124.95 ea.

Gathering Wheels (cont.)



Order No.	Description - Fits Models	SHOUP Savings Price
SH10970	Gathering wheel; 24" diameter. AGCO 1734, 1745, 5145, 5146, 5156. Challenger RB34, RB44, RB452, RB462, RB562. Hesston 730, 740, 745, 5134. New Idea 6243, 6244, 6254. Massey Ferguson 634, 640, 645, 656, 1734, 1744, 1745, 1746, 1756. Vermeer 504H, 504I, 504 Super I, 504L, 504M Classic, 505I, 505 Super I, 505L, 505M Classic, 554XL, 555XL, 5400 Rebel, 5410 Rebel, 5420 Rebel, 5500 Rebel, 5520 Rebel, 604J, 604K, 604L, 604XL, 605E, 605F, 605J, 605 Super J, 605K, 605L, 605XL, 605XL Plus, 664 Rancher, 665 Rancher, 6640 Rancher, 6650 Rancher, Ensiler.	134.95 ea.
SH11410	Gathering wheel; 28" diameter. Case-IH RB554, RB564, RBX552, RBX553, RBX561, RBX562, RBX563. Gehl 1375, 1450, 1465, 1470, 1475, 1500, 1600, 1850, 1860, 1865, 1870, 1875, 2480, 2580, 2680, 2780, 2880. Massey Ferguson 1440, 1450, 1455, 1565. New Holland 640, 644, 648, 650, 654, 658, 660, 664, 678, 688, 848, 853, 855, BR7060, BR7080, BR7090, BR740, BR740A, BR770, BR770A, BR780, BR780A. Vermeer 504G, 605G, 605H.	169.95 ea.
SH530	Gathering wheel assembly; 24" diameter. Includes wheel, hub with back plate, reinforcement ring, 3/4" I.D. bearings with seals, dust cover. Fits left or right side. Replaces early one piece assembly. Case-IH 8420, 8430. Challenger RB34, RB44. Hesston 530, 540, 730, 740, 830, 840, 5530. Massey Ferguson 1734, 1744. New Idea 4643, 4644, 6343, 6344.	398.50 ea.

FLEXCO

Alligator® Rivet Belt Splice

A high strength fastener that can be installed in the field.



Each splice package includes enough fasteners, rivets and pins to complete 2 splices.


- Fasteners and rivets formed from stainless steel for strength and abrasion resistance.
- Large .125" hardened spring steel connecting pin.
- Accommodates belt thicknesses from .125" to .218".
- A low profile splice that can be used with net wrap.
- Fasteners can be easily cut to shorter lengths as required.
- Applicator tool is required for installation.

- Only the applicator tool and a hammer are required to install the Alligator® splice.

Do not mix Flexco, Mato & Clipper lacing or Series/Cover types on the same baler.

Order No.	Belt Width	Description	
RB15000	4"	2 splice package.	37.50 pkg.
RB15001	7"	2 splice package.	57.95 pkg.
RB15002	10"	2 splice package.	96.50 pkg.
RB15003	14"	2 splice package.	126.90 pkg.
RB15004	Applicator Tool — 7" width.		232.95 ea.
RB15005	Applicator Tool — 14" width.		405.95 ea.
RB15011	Additional Rivets		1.25 ea.
RB14992	Connecting Pin for 7" belt, .125" dia.		4.25 ea.

RB25003



RB25030

Use with a hammer to install splice. Portable for use in shop or field. Made from high quality hardened tool steel.



Skive diamond-top belts with one pass leaving the belt the correct thickness essential for fastener installation.

RB25015

Do not mix Flexco, Mato & Clipper lacing or Series/Cover types on the same baler.

MATO "H" Series Belt Splice & Tools

Replaces lacing on Case-IH, John Deere and New Holland balers with Chevron, Heavy Rough Top or Diamond Top belt. May be used on belting with thickness from .197" to .236".

Order No.	For Belt Width - Description	
RB25003	7" Mato "H" Series 2 splice package.	66.25 pkg.
RB25030	7" Mato splice installation tool. RB25030 for use with H Series only.	409.00 ea.
RB25015	Skiver, 3/4" cut.	174.95 ea.
RB25063	Blade, replacement for RB25015.	10.25 ea.
RB25051	Connecting Pin for 7" Mato belt splice.	3.75 ea.

Vise Lacers

VL7 or VL10 vise lacers fit in any standard shop vise or LL10 lever lacer. Spring loaded design prevents lacer from slipping out of vise. Use to install #2 to #7 size hooks. Built-in pressure plate insures a consistent clinch for each splice and can be used to evenly lace belts wider than the length of the lacer.

LL10 Lever Lacer provides maximum pressure for clinching high-tensile hooks. Portable so repairs can be made in the field without removing the belt from the baler. Use with VL7 or VL10 lacers.



Order No.	Description	
VL7	7" Vise Lacer	168.95 ea.
VL10	10" Vise Lacer	229.95 ea.
LL10	Lever Lacer	349.00 ea.

Clipper® Wire Hooks

High Tensile Hooks carded in convenient lengths.
Sold in package qty's. with connecting pin.



Order No.	Wire Size	Use with Belt Width	Cards per pkg.		Order No.	Wire Size	Use with Belt Width	Cards per pkg.	SHOUP Savings Price
Rectangular Wire					Round Wire				
RB20010	4-1/2	6"	4	17.75 pkg.	RB20007	4-1/2	4"	8	21.95 pkg.
RB20015	4-1/2	6-1/2"	4	18.95 pkg.	RB20008	4-1/2	5.3"	4	14.95 pkg.
RB20022	4-1/2-4	6-1/2"	4	17.95 pkg.	RB20009	4-1/2	12"	2	14.25 pkg.
RB20016	4-1/2	7"	4	18.50 pkg.	RB20025	3	4"	8	20.95 pkg.
RB20020	4-1/2	12"	2	15.90 pkg.	RB20030	3	10"	2	10.75 pkg.
					RB20031	3	12"	2	12.50 pkg.

Do not mix Clipper lacing with Flexco, Titan or Mato lacing.

Wire Size Recommended for

4-1/2 Rect.	Case-IH 8430, 8450, 8455, 8460, 8465, RB444, RB454, RB464, RB554, RB564, RBX441, RBX442, RBX451, RBX452, RBX461, RBX462, RBX552, RBX561, RBX562; Ford/New Holland 640, 644, 648, 650, 654, 658, 660, 664, 678, 688, BR740, BR740A, BR750, BR750A, BR770, BR770A, BR780, BR780A, BR7060, BR7070, BR7080, BR7090; Gehl 1470 newer, 1475; 1870 newer, 1875; Hesston 540, 545, 550, 555, 560, 565, 740, 840, RB44; John Deere 330, 335, 375, 385, 430, 435, 446, 456, 466, 530, 535, 546, 556, 566; New Idea 4644, 4664, 4665, 6244, 6344; Massey Ferguson 825, 835, 1744.
4-1/2-4 Rect.	Massey Ferguson 634, 645, 656; Vermeer 503l, 504l-I Silage-L, 505l-L, 554XL, 555XL, 604J-K-L-XL, 605J-K-L-XL, 5400 Rebel, 5500 Rebel.
3 Round	Allis Chalmers Roto-Baler: Case-IH 241, 2400, 3440, 3450, 3640, 3650, 8420, 8480; Ford/New Holland 552, 630, 634, 638, BR730, BR7050; Gehl 1450, 1460, 1465; 1470 early, 1500, 1500A, 1600, 1850, 1860, 1865; 1870 early, 2480, 2780; Hesston 514, 530, 730, 814, 830, 5400, 5530, 5600, 5800, RB34; John Deere 410, 500, 510; Massey Ferguson 450, 560, 1440, 1450, 1455, 1550, 1560, 1565, 1734; McKee 560, 875, 878, 1500; New Idea 456, 483, 484, 485, 486, 4643, 4844, 4845, 4854, 4855, 4865, 6243, 6343; Vermeer 403F-G, 504C-F-G-H, 605A-B-C-D-E-F-G-H, 706A-C; Vicon RP1210, RP1211, RP1510, RP1511.
4-1/2 Round	Hesston 5500, 5510, 5540, 5545, 5580, 5585; Case-IH 8440.

Order No.	Description	SHOUP Savings Price
Connecting Pins		
RB10035	#332 Nylon Covered Flexible Steel Cable; .093" (3/32") dia., 20 ft. roll.	34.25 ea.
RB10040	#332 5 ft. cable, .093" (3/32") dia., 5 ft. leader. For bottom belts.	31.50 ea.
RB10045	#332 6 ft. cable, .093" (3/32") dia., 6 ft. leader. For bottom belts.	34.95 ea.
Accessories		
RB10050	Smart Lock, pkg. of 20. 2 used per belt. Locks connecting pin into splice, prevents splice tearing on guides. Fits all hook sizes.	16.95 pkg.
RB10060	Traction Tape, 15 ft. roll. 4" wide with self adhesive back, adds a rough rubber cover to drive rollers to increase grip between belting and pulley.	48.95 roll
RB10070	Belt Skiver. Use to remove belt texture from splice area.	29.95 ea.



The agraTronix™ hay moister sensors are mounted in the bale chamber with the monitor in the tractor cab. Both testers feature sensor technology for accurate moisture readings in both round and square balers. Moisture readings are averaged and updated every 3 seconds to ensure proper moisture throughout the entire bale.

Advanced Baler-Mounted Hay Moisture Tester

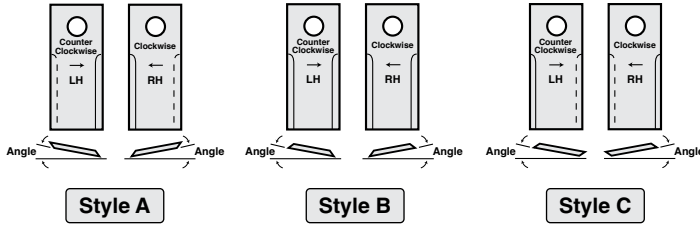

Additional Features for BMT1 and BMT2:

- Moisture range: 8% - 30+% depending on baler type read in 0.1% increments.
- Illuminated LCD display and keypad.
- Adjustable high/low moisture limits, adjustable moisture reading.
- Accurate throughout the normal range of stored hay.



Order No.	Description	
Complete Kits:		
BMT1	BHT-1 Hay Moisture Tester. Includes: Display Module, 10' power cable, 1 sensor pad with 25' cable, instructions.	279.95 ea.
BMT2	BHT-2 Hay Moisture Tester. Includes: Display Module, 10' power cable, 2 sensor pads with 35' cables, USB cable and instructions.	389.95 ea.
BMT1 Replacement Parts:		
BMT4	Sensor kit. Includes (1) sensor pad, (1) 25' sensor cable.	99.95 ea.
7157	Sensor pad with hardware kit.	32.50 ea.
6065	Sensor cable, 25'.	38.50 ea.
7158	Extension cable, 10'; for 6065.	39.95 ea.
6066	Power cable, 10'.	24.50 ea.
BMT2 Replacement Parts:		
BMT5	Sensor kit. Includes (2) sensors pads, (2) 35' sensor cables.	127.95 ea.
6063	Sensor pad with hardware kit.	45.75 ea.
6064	Sensor cable, 35'.	39.50 ea.
6066	Power cable, 10'.	24.50 ea.

SHOUP® Replacement Blades for Disc Mowers



Blades with higher angle will cut closer to the ground and provide better lifting action. Blades with less angle are recommended for rocky or abrasive soils.

Mounting Hardware
see pg. 229.

Left Order No.	Right Order No.	Style-Angle	Fits Models (Qty. Used Left-Right)	Use w/Bolt	Use w/Nut	SHOUP Savings Price
BUSH HOG Mowers and Mower Conditioners						
DM699	DM700	A-11°	HM5 (4L-4R), HM7 (4L-6R), HM8 (6L-6R).	NA	MLN10	2.39 ea.
DM699	DM700	A-11°	DM7 (4L-6R), DM8 (6L-6R), DM9 (6L-8R).	DB7733	DN6905	2.39 ea.
DM1183	DM1182	A-11°	DM70 (4L-6R), DM80 (6L-6R), DM90 (6L-8R), DM180 (6L-6R), DM190 (6L-8R).	DB7745	DN7495	2.39 ea.
DM527749	DM527748	A-18°		DB7745	DN7495	2.69 ea.
DM9193	DM9192	A-11°	GHM700 (4L-6R), GHM800 (6L-6R), GHM900 (6L-8R), GHM1800 (6L-6R), GHM1900 (6L-8R).	DB7745	DN7495	3.95 ea.
DM5019	DM5018	A-11°	HM2007 (4L-6R), HM2008 (6L-6R), HM2009 (6L-8R), HM2407 (4L-6R), HM2408 (6L-6R), HM2409 (6L-8R).	DB5685	MLN12	2.49 ea.
DM7867	DM7866	A-9°	HMG7 (4L-6R), HMG8 (6L-6R), HMG9 (6L-8R), HMG10 (8L-8R).	NA	NA	2.79 ea.
CASE-IH Mowers and Mower Conditioners						
DM3210	DM3310	B-11°		DB7119	DN1270	2.39 ea.
DM9439	DM9438	C-18°	725 (10L-10R), 8309 (6L-6R), 8312 (8L-8R), 8315 (10L-10R), 8850 (10L-10R), DC515 (10L-10R).	DB7119	DN1270	2.59 ea.
DM560	DM559	A-11°		DB7119	DN1270	2.49 ea.
DM699	DM700	A-11°	Standard Disc; .720" dia. hole. 3204 (4L-4R), 3205 (4L-6R), 3206 (6L-6R), 3309 (6L-8R).	DB7733	DN6905	2.39 ea.
DM1183	DM1182	A-11°	Heavy Duty Disc; 890" dia. hole. 3204 (4L-4R), 3205 (4L-6R), 3206 (6L-6R), 3309 (6L-8R).	DB7745	DN7495	2.39 ea.
DM527749	DM527748	A-18°		DB7745	DN7495	2.69 ea.
DM4144	DM4142	A-7°	DC92 (6L-8R), DC92F (6L-8R), DC101F (8L-8R), DC102 (8L-8R), DC102F (8L-8R), DC132 (10L-10R), DC162 (12L-12R), DC162F (12L-12R), DCX91 (6L-8R), DCX101 (8L-8R), DCX131 (10L-10R), DCX131F (10L-10R), DCX161 (12L-12R), MD72 (4L-6R), MD82 (6L-6R), MD92 (6L-8R), MDX71 (4L-6R), MDX81 (6L-6R), MDX91 (6L-8R), RD132 (10L-10R), RD162 (12L-12R), RD182 (14L-14R), RDX131 (10L-10R), RDX161 (12L-12R), RDX181 (14L-14R), TD102 (8L-8R).	See Note A	DN5265	2.29 ea.
DM4136	DM4133	A-14°		See Note A	DN5265	2.49 ea.
DM4144	DM4142	A-7°	DC93 (6L-8R), DC103 (8L-8R), MD73 (4L-6R), MD83 (6L-6R), MD93 (6L-8R), TD103 (8L-8R).	NA	NA	2.29 ea.
DM4136	DM4133	A-14°		NA	NA	2.49 ea.
DM8425	DM8426	A-7°		NA	NA	2.79 ea.
DM8400	DM8499	A-14°	DC133 (8L-8R), DC163 (10L-10R), RD163 (10L-10R), RD193 (12L-12R).	NA	NA	2.99 ea.
DM8405	DM8403	A-18°		NA	NA	2.79 ea.
DM8084	DM8087	B-11°	MDX21 to s/n Y9ZSB0001 (4L-4R); MDX31 to s/n Y9ZSD0001 (6L-4R); MDX41 to s/n Y9ZSF0001 (6L-6R).	NA	NA	2.79 ea.
DM7688	DM7687	A-10°	MDX21 s/n Y9ZSB0001 & up (4L-4R); MDX31 s/n Y9ZSD0001 & up (6L-4R); MDX41 s/n Y9ZSF0001 & up (6L-6R). Also fits s/n starting with five letters.	NA	NA	2.79 ea.
CLAAS DISCO Mowers and Mower Conditioners						
DM9543	DM9542	A-11°	210, 250, 260, 290, 300, 1100, 2650, 2700, 2750, 2800, 3000, 3050, 3100, 3150, 3200, 3450, 3500, 3550, 3600, 3900, 4000, 8400, 8500, 8550, 8600, 8700, 9100, 9200, 9300, 9400.	DB9546	DN9538	2.39 ea.

Disc Mower Blades - Shoup Replacement (Cont.)

Left Order No.	Right Order No.	Style-Angle	Fits Models (Qty. Used Left-Right)	Use w/Bolt	Use w/Nut	SHOUP Savings Price
GEHL Mowers and Mower Conditioners						
DM699	DM700	A-11°	140 (6L-6R), 160 (9L-9R), 1080 (9L-9R), 2310 (9L-9R); 2330 to s/n 2226 (6L-8R), 2350 (12L-12R).	DB1160	MLN10	2.39 ea.
DM560	DM559	A-11°	2330 s/n 2227 & up (12L-12R).	DB1160	MLN10	2.49 ea.
DM3210	DM3310	B-11°	1162 (6L-6R), 1165 (6L-8R), 2345 (6L-8R), 2365 (8L-8R), 2412 (8L-10R), 2415 (12L-12R), 2418 (14L-14R).	DB1158	DN1262	2.39 ea.
DM15121	DM15131	B-7°	Standard Disc; Length 3.78". 162 (6L-6R).	DB2101	DN1052	2.29 ea.
DM4512	DM4513	B-11°	Heavy Duty Disc; Length 4.85". 162 (6L-6R), 165 (6L-8R), 2340 (6L-8R), 2360 (8L-8R).	DB1158	DN1262	2.39 ea.
JOHN DEERE - FRONTIER Mowers and Mower Conditioners						
DM15121	DM15131	B-7°	Standard Disc; Length 3.78". 240 (4L-4R), 260 (6L-6R), 1320 (6L-6R), 1326 (6L-6R), 1327 (6L-8R), DM1130 (4L-2R), DM1140 (4L-4R), DM1150 (4L-6R), DM1160 (6L-6R).	DB2101	DN1052	2.29 ea.
DM4512	DM4513	B-11°	Heavy Duty Disc; Length 4.85". 265 s/n 150001 & up (6L-6R); 270 (6L-8R); 275 s/n 152001 & up (6L-8R); 285 check length (8L-8R), 1320 (6L-6R), 1326 (6L-6R), 1327 (6L-8R), DM1140 (4L-4R), DM1150 (4L-6R), DM1160 (6L-6R), DM1270 (6L-8R), R160 (4L-4R), R200 (6L-4R), R240 (6L-6R), R280 (8L-6R), R310 (8L-8R).	DB1158	DN1262	2.39 ea.
DM1222	DM1221	A-6°	DM5050 (4L-6R), DM5060 (6L-6R), DM5070 (6L-8R).	NA	NA	3.95 ea.
DM3210	DM3310	B-11°	Length 4.21". 265 to s/n 150000 (6L-6R); 275 to s/n 152000 (6L-8R); 285 check length (8L-8R), 1350 (6L-4R), 1360 (6L-6R), 1460 (6L-6R), 1470 (8L-6R).	DB1158	DN1262	2.39 ea.
DM3210	DM3310	B-11°	910 (4L-6R), 920 (6L-6R), 930 (6L-8R).	Check bolt thread length DB8020 3/4" thread length DB9221 1" thread length	DN8024	2.39 ea.
DM3210	DM3310	B-11°	500R (10L-10R), 525 (6L-4R), 530 (6L-6R), 535 (6L-8R), 625 (4L-6R), 630 (6L-6R), 635 (6L-8R), 730 (6L-6R), 735 (6L-8R), 830 (6L-6R), 835 (6L-8R), 915 (4L-6R), 916 (4L-6R), 925 (6L-6R), 926 (6L-6R), 935 (6L-8R), 936 (6L-8R), 945 (8L-8R), 946 (8L-8R), 955 (8L-10R), 956 (8L-R or 10L-R), 990 (8L-8R), 994 (8L-R or 10L-R), 995 (10L-10R).	DB9221	DN8024	2.39 ea.
DM3234	DM3235	B-18°	935 (6L-8R), 936 (6L-8R), 945 (8L-8R), 946 (8L-8R), 955 (8L-10R), 956 (8L-R or 10L-R), 990 (8L-8R), 994 (8L-R or 10L-R), 995 (10L-10R).	DB9221	DN8024	2.39 ea.
DM6710	DM6720	A-11°	F310R (8L-6R), F350R (8L-8R), R310R (8L-6R), R870R (8L-6R), R950R (8L-8R), R990R (8L-8R).	NA	NA	2.49 ea.
HESSTON - AGCO, CHALLENGER, MASSEY FERGUSON, NEW IDEA Mowers and Mower Conditioners						
DM699	DM700	A-11°	.720" dia. hole. 5209** (6L-8R), 5212** (8L-10R), 5406** (4L-4R), 5407** (4L-6R), 5408** (6L-6R), 5409** (6L-8R), 5410** (8L-8R).	DB7733	DN6905	2.39 ea.
		** Confirm hole diameter.				
DM699	DM700	A-11°	526 (4L-4R), 527 (6L-4R), 528 (6L-6R).	NA	MLN10	2.39 ea.
		* Confirm blade length.				
DM1183	DM1182	A-11°	.890" dia. hole, length 4.75". 1004 (4L-4R), 1005 (4L-6R), 1006 (6L-6R), 1007 (6L-8R), 1008 (8L-8R), 1306* (4L-4R), 1307 (4L-6R), 1308* (6L-6R), 1309* (6L-8R), 1310 (8L-8R), 1326 (4L-4R), 1327 (4L-6R), 1328 (6L-6R), 1329 (6L-8R), 1330 (8L-8R), 1339 (6L-8R), 1359 (6L-8R), 3006 (4L-4R), 3007 (4L-6R), 3008 (6L-6R), 3009 (6L-8R), 3010 (8L-8R), 3309 (6L-8R), 5209** (6L-8R), 5212** (8L-10R), 5312** (8L-10R), 5406** (4L-4R), 5407** (4L-6R), 5408** (6L-6R), 5409** (6L-8R), 5410** (8L-8R), HTD7 (4L-6R), HTD7B (4L-6R), HTD8 (6L-6R), HTD8B (6L-6R), HTD9 (6L-8R), HTD9B (6L-8R), PTD9 (6L-8R).	DB7745	DN7495	2.39 ea.
DM527749	DM527748	A-18°	3007 (4L-6R), 3008 (6L-6R), 3009 (6L-8R), 3010 (8L-8R), 3309 (6L-8R), 5209** (6L-8R), 5212** (8L-10R), 5312** (8L-10R), 5406** (4L-4R), 5407** (4L-6R), 5408** (6L-6R), 5409** (6L-8R), 5410** (8L-8R), HTD7 (4L-6R), HTD7B (4L-6R), HTD8 (6L-6R), HTD8B (6L-6R), HTD9 (6L-8R), HTD9B (6L-8R), PTD9 (6L-8R).	DB7745	DN7495	2.69 ea.
		** Confirm hole diameter.				
DM3210	DM3310	B-11°	1320 (6L-6R), 1340 (8L-8R), 1345 (8L-8R), 1355 (8L-8R), 1360 (10L-10R), 1363 (6L-6R), 1365 (10L-10R), 1366 (6L-6R), 1372 (8L-8R), 1375 (10L-10R), 1383 (8L-8R), 1386 (10L-10R), 3312 (8L-8R), 3315 (10L-10R), 5070 (12 ft. 8L-8R, 15 ft. 10L-10R), 5512 (8L-8R), 5515 (10L-10R), 6070 (12 ft. 8L-8R, 15 ft. 10L-10R), 8070 (12 ft. 8L-8R, 15 ft. 10L-10R), 8500 (10L-10R), 9070 (12 ft. 8L-8R, 15 ft. 10L-10R), 9075 (10L-10R), 9080 (10L-10R), 9170 (12 ft. 8L-8R, 15 ft. 10L-10R), 9175 (10L-10R), 9180 (10L-10R), 9183 (8L-8R), 9185 (10L-10R), 9186 (8L-8R), 9190 (10L-10R), 9192 (10L-10R), 9195 (10L-10R), 9196 (10L-10R), 9283 (8L-8R), 9286 (8L-8R), 9295 (10L-10R), 9296 (10L-10R), DKH12 (8L-8R), DKH15 (10L-10R), DKHB (10L-10R); DKHC, DKHCT (10L-10R); DKHD, DKHDT (10L-10R); DKHE, DKHET (10L-10R); PTD10, PTD10B (6L-6R); PTD12, PTD12B (8L-8R); PTD15, PTD15B (10L-10R).	DB7119	DN1270	2.39 ea.
DM9439	DM9438	C-18°	8500 (10L-10R), 9070 (12 ft. 8L-8R, 15 ft. 10L-10R), 9075 (10L-10R), 9080 (10L-10R), 9170 (12 ft. 8L-8R, 15 ft. 10L-10R), 9175 (10L-10R), 9180 (10L-10R), 9183 (8L-8R), 9185 (10L-10R), 9186 (8L-8R), 9190 (10L-10R), 9192 (10L-10R), 9195 (10L-10R), 9196 (10L-10R), 9283 (8L-8R), 9286 (8L-8R), 9295 (10L-10R), 9296 (10L-10R), DKH12 (8L-8R), DKH15 (10L-10R), DKHB (10L-10R); DKHC, DKHCT (10L-10R); DKHD, DKHDT (10L-10R); DKHE, DKHET (10L-10R); PTD10, PTD10B (6L-6R); PTD12, PTD12B (8L-8R); PTD15, PTD15B (10L-10R).	DB7119	DN1270	2.59 ea.
DM560	DM559	A-11°	9180 (10L-10R), 9183 (8L-8R), 9185 (10L-10R), 9186 (8L-8R), 9190 (10L-10R), 9192 (10L-10R), 9195 (10L-10R), 9196 (10L-10R), 9283 (8L-8R), 9286 (8L-8R), 9295 (10L-10R), 9296 (10L-10R), DKH12 (8L-8R), DKH15 (10L-10R), DKHB (10L-10R); DKHC, DKHCT (10L-10R); DKHD, DKHDT (10L-10R); DKHE, DKHET (10L-10R); PTD10, PTD10B (6L-6R); PTD12, PTD12B (8L-8R); PTD15, PTD15B (10L-10R).	DB7119	DN1270	2.49 ea.
DM6220	DM6230	C-11°	1316S (10L-10R), 1373 (6L-6R), 1376 (6L-6R), 1393 (8L-8R), 1395 (10L-10R), 9313D (8L-8R), 9313S (8L-8R), 9316D (10L-10R), 9316S (10L-10R).	N/A	N/A	2.09 ea.
DM6090	DM6080	C-18°	9313D (8L-8R), 9313S (8L-8R), 9316D (10L-10R), 9316S (10L-10R).	N/A	N/A	2.09 ea.
DM1388	DM1389	A-11°	DM1358 (4L-6R), DM1361 (6L-6R), DM1362 (6L-8R), DM1398 (8L-6R), DM255P (4L-6R), DM306P (6L-6R), DM357P (6L-8R), DM9314 (6L-8R).	N/A	N/A	2.19 ea.

Disc Mower Blades - Shoup Replacement (Cont.)

Left Order No.	Right Order No.	Style-Angle	Fits Models (Qty. Used Left-Right)	Use w/Bolt	Use w/Nut	SHOUP Savings Price
KRONE Mower and Mower Conditioners						
DM1384 4.65" (118mm) long blades replace earlier 4.41" (112mm) long blades.	DM1394	A-11°	Length 4.65" (118mm). AFA243 (6L-6R), AFA283 (6L-8R), AFL283 (6L-8R), AM203 (4L-6R), AM243 (6L-6R), AM283 (6L-8R), AM323 (8L-8R), AM403 (10L-10R), AMT283 (6L-8R), AMT323 (8L-8R), Big M (24L-24R).	DB9546	DN9538	2.09 ea.
DM1384 4.65" (118mm) long blades replace earlier 4.41" (112mm) long blades.	DM1394	A-11°	Length 4.65" (118mm). AMR240 (6L-6R), AMR280 (6L-8R), AMR320 (8L-8R), AMR360 (8L-10R), Big M 400 (22L-24R), Big M 420 (22L-24R), Big M 450 (22L-24R), EC500 (10L-10R), EC2801 (6L-6R), EC3201 (6L-8R), EC3600 (8L-8R), EC9140 (6L-8R), ECB750 (12L-12R), ECB870 (14L-14R), ECB890 (14L-14R), ECB970 (16L-16R), ECB1000 (16L-16R), ECF360 (8L-8R), ECR280 (6L-6R), ECTC400 (8L-10R), ECTC500 (10L-10R).	DB2540	DN9538	2.09 ea.
DM1384 4.65" (118mm) long blades replace earlier 4.41" (112mm) long blades.	DM1394	A-11°	Length 4.65" (118mm). Big Mill (18L-24R), EC32 (6L-8R), EC280 (6L-6R), EC320 (6L-8R), EC360 (8L-8R), EC400 (8L-10R), EC2800 (6L-6R), EC3200 (6L-8R), EC3210 (6L-8R), EC4013 (8L-10R), EC6210 (6L-8R), ECTC (10L-10R), ECTS320 (6L-8R).	Check bolt thread length DB2540 29mm thread length DB2543 32mm thread length		DN9538 2.09 ea.

KUBOTA Mower and Mower Conditioners

DM5019 * Confirm blade length.	DM5018	A-11°	Length 4.97". DM1017 (6L-6R), DM1024 (9L-9R), DM2032 (12L-12R), DM3040 (15L-15R), DM4032 (12L-12R), DM5032 (12L-12R), DM5040 (15L-15R), DMC6332R (12L-12R), DMC6332T (12L-12R), DMC8032R (12L-12R), DMC8032T (12L-12R), DMC8532R (12L-12R), DMC8532T (12L-12R), DMC8540R* (15L-15R), DMC8540T* (15L-15R), DMC8547R (18L-18R), DMC8547T (18L-18R).	See Note C		2.49 ea.
DM5541 * Confirm blade length.	DM5542	A-11°	Length 4.13". DM1022 (9L-9R), DM2028 (12L-12R), DM3087 (24L-24R), DMC63100R (15L-15R), DMC63100T (15L-15R), DMC6336TVARIO (15L-15R), DMC7336R (15L-15R), DMC7336T (15L-15R), DMC8028R (12L-12R), DMC8028T (12L-12R), DMC8036R (15L-15R), DMC8036T (15L-15R), DMC8536R (15L-15R), DMC8536T (15L-15R), DMC8540R* (15L-15R), DMC8540T* (15L-15R).	See Note C		2.89 ea.

Note C: Bolt on blades use DB5685 & MLN12; Bolt & retainer N/A for quick attach blade mount.

KUHN Mowers and Mower Conditioners

DM15121**	DM15131**	B-7°	Standard Disc; Length 3.78". GMD44 (4L-4R), GMD55 (4L-6R), GMD66 (6L-6R).	DB2101	DN1052	2.29 ea.
DM4512** **Confirm blade length.	DM4513**	B-11°	Heavy Duty Disc; Length 4.85". GMD44HD (4L-4R), GMD55HD (4L-6R), GMD66HD (6L-6R), GMD77HD (6L-8R), GMD240 (6L-6R), GMD240HD (6L-6R), GMD280 (6L-8R), GMD280HD (6L-8R), GMD310 (8L-8R), GMD310HD (8L-8R), GMD500SHD (4L-6R), GMD600HD (6L-6R), GMD600GIIHD (6L-6R), GMD700HD (6L-8R), GMD700GIIHD (6L-8R), GMD800HD (8L-8R), GMD800GIIHD (8L-8R).	DB1158	DN1262	2.39 ea.
DM3210	DM3310	B-11°	GMD28 s/n A0001-A1632 (6L-8R), GMD283TG (6L-8R), GMD313TG (8L-8R), GMD400 (4L-4R), GMD500 (4L-6R), GMD600 (6L-6R), GMD600GII (6L-6R), GMD700 (6L-8R), GMD700GII (6L-8R), GMD702 (6L-6R), GMD800 (8L-8R), GMD800GII (8L-8R), GMD802 (8L-8R), GMD2850TL (6L-6R), GMD3150TL (6L-8R), GMD3550TL (8L-8R), GMD4050TL (8L-10R), FC243 (6L-6R), FC250 (6L-4R), FC283 (6L-8R), FC300 (6L-6R), FC302 (6L-6R), FC303 (6L-6R), FC313 (8L-8R), FC350 (8L-6R), FC352 (8L-6R), FC353 (8L-6R), FC813 (6L-8R), FC883 (8L-8R), FC4000 (8L-8R), Alterna 400 (8L-8R), Alterna 500 (10L-10R).	DB1158	DN1262	2.39 ea.
DM1410	DM1420	B-11°	GMD16 (4L-4R), GMD20 (4L-6R), GMD24 (6L-6R); GMD28 s/n A1633-A9999 (6L-8R).	DB1158	DN1262	2.29 ea.
DM6710	DM6720	A-11°	GMD3151TL (6L-8R), GMD3510* (8L-8R), GMD3525F* (8L-8R), GMD3551TL (8L-8R), GMD4051TL (8L-10R), GMD5251TC (12L-12R), GMD10030* (8L-8R), FC2860 (6L-6R), FC3160 (8L-6R), FC3525DF (8L-8R), FC3560 (8L-8R), FC4060 (10L-8R), FC10030 (8L-8R). *Confirm blade thickness is 4mm (.157").	NA	NA	2.49 ea.

MACDON Mowers and Mower Conditioners

DM560	DM559	A-11°		NA	DN8024	2.49 ea.
DM9439	DM9438	C-18°	R80 (8L-8R), R85 (10L-10R).	NA	DN8024	2.59 ea.

NEW HOLLAND Mowers and Mower Conditioners

DM3210	DM3310	B-11°	408 (6L-4R), 411 (6L-6R), 412 (6L-6R), 415 (8L-6R).	See Note A		DN1262 2.39 ea.
DM15121	DM15131	B-7°	Standard Disc; Length 3.78". 442 (4L-4R), 452 (4L-6R), 462 (6L-6R).	DB2101	DN1052	2.29 ea.
DM4512	DM4513	B-11°	Heavy Duty Disc; Length 4.85". 442 (4L-4R), 452 (4L-6R), 462 (6L-6R), 463 (6L-6R), 465 (6L-8R).	DB1158	DN1262	2.39 ea.

Note A: with lifters use DB8162 (1-7/8" long); without lifters use DB1158 (1-1/8" long).

Disc Mower Blades - Shoup Replacement (Cont.)

Left Order No.	Right Order No.	Style-Angle	Fits Models (Qty. Used Left-Right)	Use w/Bolt	Use w/Nut	SHOUP Savings Price
NEW HOLLAND Mowers and Mower Conditioners (cont.)						
DM4144	DM4142	A-7°	615 (4L-6R), 616 (6L-6R), 617 (6L-8R), 720HD (10L-10R), 720TD (10L-10R), 750HD (12L-12R), 770HD (14L-14R), 820TD (10L-10R), 1409 (6L-8R),	See Note B	DN5265	2.29 ea.
DM4136	DM4133	A-14°	1410 (6L-8R), 1411 (8L-8R), 1412 (8L-8R), 1431 (10L-10R), 1432 (10L-10R), 1441 (12L-12R), 1442 (12L-12R), 2331 (10L-10R), 2332 (10L-10R), 2353 (10L-10R), 2355 (12L-12R), 2358 (14L-14R), H6730 (4L-6R), H6740 (6L-6R), H6750 (6L-8R), H6830 (8L-8R), H7220 (6L-8R), H7230 (8L-8R), H7320 (6L-8R), H7330 (8L-8R), H7450 (10L-10R), H7460 (12L-12R), H7550 (10L-10R), H7560 (12L-12R).	See Note B	DN5265	2.49 ea.
Note B: with lifters use DB5926 (1-3/4" long); without lifters use DB5925 (1" long). Exception: 615, 616, 617, 750HD, H6730, H6740, H6750, H6830 with 13/16" long socket head bolt use DB3211.						
DM4144	DM4142	A-7°	107M (4L-6R), 108M (6L-6R), 109M (6L-8R),	NA	NA	2.29 ea.
DM4136	DM4133	A-14°	209 (6L-8R), 210 (8L-8R), 210M (8L-8R).	NA	NA	2.49 ea.
DM8425	DM8426	A-7°		NA	NA	2.79 ea.
DM8400	DM8499	A-14°	313 (8L-8R), 316 (10L-10R), 416 (10L-10R), 419 (12L-12R).	NA	NA	2.99 ea.
DM8405	DM8403	A-18°		NA	NA	2.79 ea.
DM8084	DM8087	B-11°	HM234 to s/n Y8ZSA0023 (4L-4R); HM235 to s/n Y8ZSC0071 (6L-4R); HM236 to s/n Y9ZSE0001 (6L-6R).	NA	NA	2.79 ea.
DM7688	DM7687	A-10°	HM234 s/n Y8ZSA0023 & up (4L-4R); HM235 s/n Y8ZSC0071 & up (6L-4R); HM236 s/n Y9ZSE0001 & up (6L-6R). Also fits s/n starting with five letters.	NA	NA	2.79 ea.

RHINO Mowers and Mower Conditioners

DM7867	DM7866	A-9°	AGM52 (4L-6R), AGM62 (6L-6R), AGM72 (6L-8R), AGM82 (8L-8R).	NA	NA	2.79 ea.
--------	--------	------	---	----	----	----------

VICON Mowers and Mower Conditioners

			Note C: Bolt on blades use DB5685 & MLN12; Bolt & retainer N/A for quick attach blade mount.			
DM699	DM700	A-11°	AM3200 (12L-12R), CM165 (6L-6R), CM167 (6L-6R), CM240 (9L-9R), CM247 (9L-9R), CM1700 (6L-6R), KM240 (9L-9R), KM241 (9L-9R); KM281 early with 2 blades per disc (6L-8R), KM321 (12L-12R).	DB1160	MLN10	2.39 ea.
DM699	DM700	A-11°	CM2400 (9L-9R), DMP2400 (9L-9R), DMP3200 (12L-12R), KM3200 (12L-12R), KM4000 (15L-15R), KM4000S (15L-15R), KMR3800 (10L-10R), KMT3001 (12L-12R).	DB1393	MLN12	2.39 ea.
DM560	DM559	A-11°	AM2800 (12L-12R), CM216 (9L-9R), CM217 (9L-9R); KM281 late with 3 blades per disc (12L-12R).	DB1160	MLN10	2.49 ea.
DM560	DM559	A-11°	CM2200 (9L-9R), CM2800 (12L-12R), DMP2800 (12L-12R), KM2800 (12L-12R).	DB1393	MLN12	2.49 ea.
DM5019	DM5018	A-11°	Extra 117 (6L-6R), Extra 124 (9L-9R), Extra 232 (12L-12R), Extra 532 (12L-12R).	See Note C		2.49 ea.
DM5541	DM5542	A-11°	Extra 122 (9L-9R), Extra 228 (12L-12R), Extra 835R (12L-12R), Extra 835CR (12L-12R).	See Note C		2.89 ea.

VERMEER Mowers and Mower Conditioners

DM9301	DM9302	A-11°	5020 (4L-6R), 6020 (6L-6R), 7020 (6L-8R), 8020 (8L-8R), M5030 (4L-6R), M5040 (4L-6R), M6030 (6L-6R), M6040 (6L-6R), M7030 (6L-8R), M7040 (6L-8R), M8030 (8L-8R), M8040 (8L-8R), MC830 (8L-8R), MC840 (8L-8R), MC1030 (10L-10R), MC2800 (6L-6R), MC3300 (6L-8R), MC3700 (8L-8R), MC4500 (10L-10R), RC5120 (4L-6R), RC7120 (6L-8R), RC9120 (8L-10R), TM600 (6L-6R), TM700 (6L-8R), TM800 (8L-8R), TM850 (8L-8R), TM1200 (12L-12R), TM1210 (12L-12R), TM1400 (14L-14R), TM1410 (14L-14R).	NA	MLN10	3.69 ea.
--------	--------	-------	--	----	-------	----------

Hay Moisture Tester



- 1 year warranty.
- Measure moisture between 8% - 45%.
- Measure temperature from 32° - 225°.
- Direct read out for % moisture.
- Includes a calibration clip for on-the-spot calibration. Takes only 20 seconds.

Rugged 18" probe for testing in even the most densely packed hay bales.

Order No.
HMT2 289.95 ea.

Windrow Hay Moisture Tester

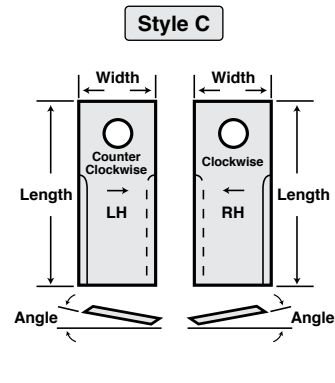
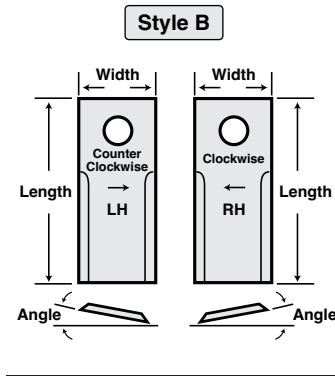
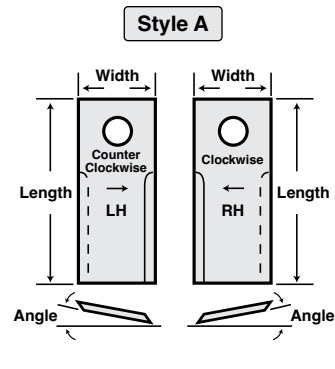


- 1 year warranty.
- Direct readout for moisture, range 13% - 70%.
- Accuracy: +/- 2% - 4%.
- Testing time: 30 - 60 seconds.
- Requires 9V battery.

Operation:
Add loose hay to a 5 gallon bucket, insert tester probe and press button.

Order No.
HMT3 319.95 ea.

SHOUP® Replacement Blades for Disc Mowers



Order No. Left	Order No. Right	Style	Angle	Length	Width	Hole Dia.	Thickness	SHOUP Savings Price
DM1222	DM1221	A	6°	4.00"	2.00"	.810"	.157"	3.95 ea.
DM8425	DM8426	A	7°	4.57"	1.97"	.890"	.157"	2.79 ea.
DM4144	DM4142	A	7°	4.33"	1.89"	.890"	.157"	2.29 ea.
DM7867	DM7866	A	9°	4.25"	1.85"	.827"	.157"	2.79 ea.
DM7688	DM7687	A	10°	4.13"	1.89"	.827"	.157"	2.79 ea.
DM5541	DM5542	A	11°	4.13"	1.85"	oval	.157"	2.89 ea.
DM560	DM559	A	11°	4.21"	1.85"	.728"	.157"	2.49 ea.
DM1388	DM1389	A	11°	4.41"	1.85"	.750"	.157"	2.19 ea.
DM9193	DM9192	A	11°	4.46"	2.00"	.890"	.157"	3.95 ea.
DM9543	DM9542	A	11°	4.53"	1.85"	.748"	.157"	2.39 ea.
DM6710	DM6720	A	11°	4.57"	1.89"	.807"	.157"	2.49 ea.
DM1384	DM1394	A	11°	4.65"	1.89"	.748"	.157"	2.09 ea.
DM699	DM700	A	11°	4.75"	2.00"	.720"	.157"	2.39 ea.
DM9301	DM9302	A	11°	4.75"	2.00"	.728"	.197"	3.69 ea.
DM1183	DM1182	A	11°	4.75"	2.00"	.890"	.157"	2.39 ea.
DM5019	DM5018	A	11°	4.97"	1.85"	oval	.157"	2.49 ea.
DM8400	DM8499	A	14°	4.57"	1.97"	.890"	.157"	2.99 ea.
DM4136	DM4133	A	14°	4.33"	1.89"	.890"	.157"	2.49 ea.
DM8405	DM8403	A	18°	4.57"	1.97"	.890"	.157"	2.79 ea.
DM527749	DM527748	A	18°	4.75"	2.00"	.890"	.157"	2.69 ea.
DM15121	DM15131	B	7°	3.78"	1.85"	.650"	.157"	2.29 ea.
DM8084	DM8087	B	11°	4.13"	1.85"	.827"	.157"	2.79 ea.
DM1410	DM1420	B	11°	4.13"	2.00"	.807"	.157"	2.29 ea.
DM3210	DM3310	B	11°	4.21"	1.85"	.719"	.157"	2.39 ea.
DM4512	DM4513	B	11°	4.85"	1.85"	.728"	.157"	2.39 ea.
DM3234	DM3235	B	18°	4.21"	1.85"	.719"	.157"	2.39 ea.
DM6220	DM6230	C	11°	4.33"	1.89"	.728"	.157"	2.09 ea.
DM9439	DM9438	C	18°	4.21"	1.85"	.728"	.157"	2.59 ea.
DM6090	DM6080	C	18°	4.33"	1.89"	.728"	.157"	2.09 ea.

Bolts for Disc Mower Blades

Order No.	Price
DB1158	2.29 ea.
DB1160	2.09 ea.
DB1393	3.29 ea.
DB2101	2.09 ea.
DB2540	4.49 ea.
DB2543	4.69 ea.
DB3211	5.95 ea.
DB5685	3.09 ea.
DB5925	1.95 ea.
DB5926	1.99 ea.
DB7119	1.40 ea.
DB7733	1.50 ea.
DB7745	1.40 ea.
DB8020	4.29 ea.
DB8162	4.25 ea.
DB9221	3.29 ea.
DB9546	3.95 ea.



Nuts for Disc Mower Blades

Order No.	Price
DN1052	1.39 ea.
DN1262	1.69 ea.
DN1270	3.25 ea.
DN5265	3.55 ea.
DN6905	3.39 ea.
DN7495	3.90 ea.
DN8024	1.25 ea.
DN9538	1.49 ea.
MLN10	.28 ea.
MLN12	.50 ea.





Hesston-AGCO - Challenger - Massey - New Idea

Order No.	Fits Models - Replaces No.	SHOUP Savings Price
Main/Header Drive *Confirm OEM number on belt.		
B6005	4 band. 528.	526155 129.50 ea.
B6015	3 band. 526, 527, 1004, 1005, 1306*, 1307, 1326, 1327, 3006, 3007, 5406, 5407, HTD7, HTD7B.	526369 94.95 ea.
B6025	Set of 4. 1006, 1308*, 1328, 3008, 5408, HTD8, HTD8B.	527976 116.25 set
B6030	4 band. 1007, 1008, 1309*, 1310*, 1329, 1330, 3009, 3010, 5409, 5410, HTD9, HTD9B.	527975 159.95 ea.
B6090	Dual-band, left or right. 1360 s/n 00181 & up; 8500 s/n 850H00218 & up.	700714715 24.50 ea.
B6045	Dual-band. 1340, 1360.	700711852 145.25 ea.
B6050	Dual-band. 1365, 1375, 3315, 5515.	700717877 145.95 ea.
B6055	Dual-band. 1345, 1355, 1372, 3312, 5512.	700719205 137.50 ea.
B6035	Dual-band. 5312.	528826 144.00 ea.
Roller Conditioner Drive		
B6065	Set of 2, right. 1345, 1355, 1372, 3312, 5070, 5512; 6070, 8070 (12 ft.), 9070.	700726011 20.95 set
B6060	4 band, left. 1345, 1355, 1372, 3312, 5070, 5512; 6070, 8070 (12 ft.), 9070.	700719689 94.50 ea.
B6080	3 band. 1363, 1366, 1373, 1376, PTD10B.	700732494 99.70 ea.
B6095	Set of 4. 1360, 8500.	700713435 118.25 set
B6040	Dual-band. 5312.	528089 66.75 ea.
B6085	4 band. 1365; 6070, 8070 (15 ft.).	700721267 105.50 ea.
Spoke Conditioner Drive		
B6070	Set of 4, standard speed. 1345, 1372, 3312, 5512. 11" driven pulley.	700725335 89.50 set
B6075	Set of 4, high speed. 1345, 1372, 3312, 5512. 8-1/4" driven pulley.	700725336 99.75 set

Case-IH

Order No.	Fits Models - Replaces No.	SHOUP Savings Price
Main/Header Drive		
B6015	3 band. 3204, 3205.	ZA526369 94.95 ea.
B6025	Set of 4. 3206.	ZA527370 116.25 set
B6100	Set of 4. MDX41.	84214739 194.95 set
B6110	4 band. MD72, MD82, MD92, MDX71, MDX81, MDX91.	87012453 149.95 ea.
B6050	Dual-band. DC515.	700717877 145.95 ea.
B6105	Dual-band. DC132, DC132F, DC162, DC162F, DCX131, DCX131F, DCX161.	86627796 108.95 ea.
B6090	Dual-band, left or right. 725; 8850 s/n CFH0100086 & up, DC515.	700714715 24.50 ea.
B6045	Dual-band, left or right. 8312.	700711852 145.25 ea.
B6115	4 band. DC92, DC93, DCX91.	87030923 144.95 ea.
B6120	4 band. DC102, DCX101; DC103 with roll conditioner.	86627791 132.95 ea.
B6125	4 band. DC103 with flail conditioner.	86627809 124.95 ea.
B6125	4 band, high speed. DC101F, DC102F, DC132, DC162 with (2) 7" pulleys.	86627809 124.95 ea.
B6280	4 band, low speed. DC102F, DC132, DC162 with (1) 7" & (1) 9-3/4" pulley.	9601139 139.75 ea.
B6140	4 band, standard speed. RD132, RD162, RD163, RD182, RD193, RDX131; RDX161 s/n HCA0016065 & up, RDX181.	86582818 162.95 ea.
B6045	Dual-band, main drive (169" long). 8315.	700711852 145.25 ea.
B6090	Dual-band, secondary drive (35" long). 8315 s/n CFH0104076 & up.	700714715 24.50 ea.

Case-IH (cont.)

Order No.	Fits Models - Replaces No.	SHOUP Savings Price
Main/Header Drive (cont.)		
B6175	Set of 3. MDX21.	87358177 135.95 set
B6180	Set of 4. MDX31.	87358178 182.95 set
Roller Conditioner Drive		
B6005	4 band. DC133, DC163.	84306537 129.50 ea.
B6155	4 band, high speed. DC132, DC162, DCX131, DCX161 with (1) 6" & (1) 7" pulley.	86627797 99.95 ea.
B6160	4 band, low speed. DCX131, DCX161 with (2) 7" pulleys.	86627810 108.95 ea.
B6185	Set of 4. 725, DC515.	700717699 68.90 set
B6095	Set of 4. 8315, 8850.	700713435 118.25 set
Flail Conditioner Drive		
B6150	4 band, standard speed. DC133, DC163.	84306539 152.50 ea.
B6135	4 band, high speed. DC132F, DC162F, DCX131, DCX131F with (1) 6" & (1) 7" pulley.	87542623 139.50 ea.
B6120	4 band, low speed. DC132F, DC162F, DCX131, DCX131F with (1) 6" & (1) 9-3/4" pulley.	86627791 132.95 ea.

John Deere

Order No.	Fits Models - Replaces No.	SHOUP Savings Price
Main/Header Drive		
B6190	Set of 4. 260, 270, R200.	ES10774 148.80 set
B6200	Set of 4. 265, 275, R240, R280.	AE55671 197.30 set
B6205	Set of 4. 285, R310.	AE73700 239.00 set
B6225	3 band, 540 RPM PTO. 730, 830.	CC100753 204.50 ea.
B6215	3 band, 1000 RPM PTO. 730, 830.	CC100754 215.00 ea.
B6220	3 band, 1000 RPM PTO. 735, 835, C350.	CC100752 229.00 ea.
B6225	3 band. 945, 946, 955, 956.	E86848 204.50 ea.
Roller Conditioner Drive		
B6230	3 band. 525, 530, 535, 625, 630, 635.	FH10165 199.95 ea.
B6235	3 band. 730, 735, 830, 835, C350.	CC102733 185.00 ea.
B6115	4 band. 910, 915, 916, 920, 925, 926, 930, 935, 936.	E81147 144.95 ea.
B6245	4 band. 945, 955.	E88931 118.95 ea.
B6245	4 band, 660 RPM. 946, 956, 990, 994 with (1) 8-7/8" & (1) 9-7/8" pulley.	E88931 118.95 ea.
B6250	4 band, 800 RPM. 946, 956, 990, 994 with (1) 8-1/4" & (1) 8-7/8" pulley.	E98361 132.75 ea.
B6155	4 band, 1000 RPM. 946, 956, 990, 994 with (1) 6-1/2" & (1) 8-7/8" pulley.	E98362 99.95 ea.
B6015	3 band. 1460, 1470.	CC26949 94.95 ea.
Flail/Impeller Conditioner Drive		
B6265	3 band, 547 & 987 RPM. 525, 530, 535, 625, 630, 635, 730, 735, 830, 835 with (1) 7-3/4" & (1) 10-7/16" pulley.	CC100318 152.75 ea.
B6270	3 band, 624 & 865 RPM. 525, 530, 535, 625, 630, 635 with (1) 9" & (1) 10-7/16" pulley.	FH10164 154.90 ea.
B6275	3 band, 624 & 865 RPM. 730, 735, 830, 835 with (1) 9" & (1) 10-7/16" pulley. All C350.	CC100317 204.25 ea.
B6280	4 band. 910, 915, 916, 920, 925, 926, 930, 935, 936.	E81146 139.75 ea.
B6285	4 band. 945, 946, 955, 956, 990, 994.	E83777 124.25 ea.
B6290	3 band. 1320, 1326.	CC19065 99.95 ea.
B6295	3 band. 1327.	CC21115 123.95 ea.
B6300	3 band, 865 RPM. 1350, 1360 with (1) 9" & (1) 10-7/16" pulley.	CC26973 119.95 ea.
B6305	3 band, 987 RPM. 1350, 1360 with (1) 7-3/4" & (1) 10-7/16" pulley.	CC38702 138.00 ea.

Agri-Torque® Disc Mower Belts (cont.)



New Holland

Order No.	Fits Models - Replaces No.		SHOUP Savings Price
Main/Header Drive			
B6165	Set of 4. 452, 462, 463, 465.	274224	141.95 set
B6110	4 band. 615, 616, 617, H6730, H6740, H6750.	87012453	149.95 ea.
B6175	Set of 3. HM234.	87358177	135.95 set
B6180	Set of 4. HM235.	87358178	182.95 set
B6100	Set of 4. HM236.	84214739	194.95 set
B6105	Dual-band. 720TD, 820TD, 1431, 1432, 1441, 1442, 2331, 2332, H7450, H7460, H7550, H7560.	86627796	108.95 ea.
B6120	4 band. 1411, H7230.	86627791	132.95 ea.
B6135	4 band. 2353, 720HD.	87542623	139.50 ea.
B6140	4 band. 2355 s/n 1130166 & up, 2358, 750HD.	86582818	162.95 ea.
B6130	4 band. 2355 to s/n 1130165.	86627792	142.50 ea.
B6115	4 band. 1409, H7220.	87030923	144.95 ea.
B6125	4 band, low speed. 1410, H7320 with (2) 7" pulleys.	86627809	124.95 ea.
B6280	4 band, high speed. 1410, H7320 with (1) 7" & (1) 9-3/4" pulleys.	9601139	139.75 ea.
B6280	4 band, low speed. 1412 with (1) 7" & (1) 9-3/4" pulleys.	9601139	139.75 ea.
B6125	4 band, high speed. 1412 with (2) 7" pulleys.	86627809	124.95 ea.
B6120	4 band, low speed. 1432, 1442, 2332 with (1) 6" & (1) 9-3/4" pulleys.	86627791	132.95 ea.
B6135	4 band, high speed. 1432, 1442, 2332 with (1) 6" & (1) 7" pulleys.	87542623	139.50 ea.
B6125	4 band. H7330.	86627809	124.95 ea.
Roller Conditioner Drive			
B6155	4 band, standard speed. 720TD, 1431, 1441, 2331, H7450, H7460 with (1) 6" & (1) 7" pulley.	86627797	99.95 ea.
B6160	4 band, low speed. 720TD, 1431, 1441, 2331 with (2) 7" pulleys.	86627810	108.95 ea.

New Holland (cont.)

Order No.	Fits Models - Replaces No.		SHOUP Savings Price
Roller Conditioner Drive (cont.)			
B6005	4 band. 313, 316.	84306537	129.50 ea.
Flail Conditioner Drive			
B6150	4 band, standard speed. 313, 316.	84306539	152.50 ea.
B6120	4 band, low speed. 820TD, H7550, H7560 with (1) 6" & (1) 9-3/4" pulley.	86627791	132.95 ea.
B6135	4 band, high speed. 820TD, H7550, H7560 with (1) 6" & (1) 7" pulley.	87542623	139.50 ea.

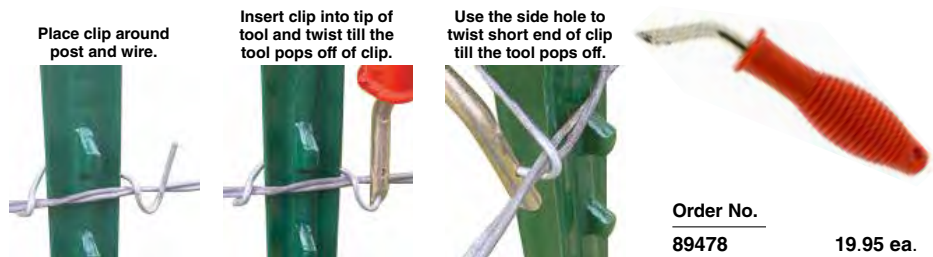
Kuhn

Order No.	Fits Models - Replaces No.		SHOUP Savings Price
Main/Header Drive			
B6400	Set of 3. GMD16, GMD44, GMD44HD, GMD400.	83101672	74.95 set
B6165	Set of 4. GMD20, GMD24, GMD28, GMD55, GMD55HD, GMD66, GMD66HD, GMD77HD, GMD500, GMD500SHD.	83101673	141.95 set
B6440	Set of 4. GMD240, GMD240HD, GMD280, GMD280HD, GMD600, GMD600GII, GMD600GIIHD, GMD700, GMD700GII, GMD700GIIHD.	83101791	144.50 set
B6455	Set of 4. GMD310, GMD310HD, GMD800GII, GMD800GIIHD.	83101792	189.50 set
B6405	4 band. FC303GC.	83111682	259.70 ea.
B6410	4 band. FC353GC, FC353RGC.	83111683	374.90 ea.
Finger Rotor Drive			
B6415	Set of 3. FC243TG, FC283TG.	83101687	86.50 set
B6420	Set of 2. FC303GC, FC353GC.	83101656	109.50 set
B6425	Set of 2. FC303GL.	83101658	69.80 set
B6430	Set of 3. FC313F, FC313FFF, FC883FF.	83101688	127.95 set
B6435	Set of 4. FC352G.	83101682	99.50 set
Roller Conditioner Drive			
B6445	Set of 2. FC353RGC.	83101797	91.25 set
B6450	Set of 3. FC813R.	83101681	77.50 set

Show-Me Twister® Barbed Wire Fence Clip Tool

U.S. Patent No. D 946,365 S.

- Simple hand tool for installing and securing T-post fence clips on barbed wire fences.
- Made of 100% steel with a comfortable plastic handle.
- Save time — Install fence clips in just 20 seconds.
- Made in the USA.



Order No. **89478** 19.95 ea.

Fence Repair Pliers

- Pick end, hammerhead, staple puller, wire stretcher and cutters.
- Drop forged alloy steel, cushion grip handles.
- Lifetime warranty.



Order No. **W1500** 14.95 ea.

Insulight Electric Fence Insulator

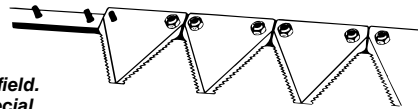
- Eliminates manually testing fence.
- Attaches to steel posts, T-posts and wood posts.
- Works on wire, braided wire and electric tape.



Order No. **SH54448** 25.95 ea.

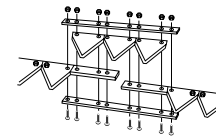
SHOUP® Replacement Bolt-on Sickle Assemblies

Avoid the problems involved in riveting replacement sections in the field. The following sickles have sections bolted to the knife back with special bolts and lock nuts instead of rivets.






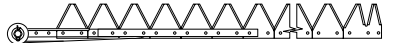





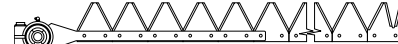


Made in the U.S.A

Split knifeback design for convenient transport.




Used with the permission of Kondex Corporation, Lomira, WI.




CASE-IH Mowers and Mower Conditioners

	Fits Models	Order No.	Length	Type of Section	SHOUP Savings Price	
	Mowers with Balanced Head 100, 105, 115, 120, 200, 1000, 1100, 1110, 1200, 1300, 3110.	SA662380	7 ft.	Top serrated Black	208.50 ea.	
		SA663159	9 ft.	Top serrated Black	238.60 ea.	
	Mower/Conditioners 555.	SA7193510	7 ft.	Top serrated Chrome	348.25 ea.	
		SA7566178	9 ft.	Top serrated Chrome	395.50 ea.	
Note: SA7193510 and SA7566178 have new style heavy duty, self adjusting knife head.						
	Mower/Conditioners 990.	SA642816	7 ft.	Top serrated Black	228.25 ea.	
		SA740605	9 ft.	Top serrated Black	261.75 ea.	
	Mower/Conditioners 1190.	SA301988	9 ft.	Top serrated Black	412.65 ea.	
 Sold less drive head.	Windrower 1075, 1275.	SA52959	12 ft.	Top serrated Chrome	326.50 ea.	
		SA52967	14 ft.	Top serrated Chrome	348.95 ea.	
		SA54374	16 ft.	Top serrated Chrome	481.75 ea.	
	Mower/Conditioners 1490, 1590.	SA502930	12 ft.	Top serrated Chrome	404.50 ea.	
		SA502931	14 ft.	Top serrated Chrome	426.95 ea.	
	Mower Conditioners 8320 (7'), 8330 (9'), 8350 (12').	SA701432	7 ft.	Top serrated Chrome	223.50 ea.	
		SA701430	9 ft.	Top serrated Chrome	279.95 ea.	
		SA701341	12 ft.	Top serrated Chrome	321.95 ea.	
	Mower/Conditioners 8340 (9'), 8360 (12'), 8370 (14'), SC412 (12'), SC414 (14'); Windrowers 8830 (12' & 14').	SA708673	9 ft.	Top serrated Chrome	285.95 ea.	
		SA700730	12 ft.	Top serrated Chrome	323.95 ea.	
		SA700731	14 ft.	Top serrated Chrome	346.95 ea.	
	Windrower Headers 210 after s/n 3700, 230, 4000, 5000, 5500.	SA824506	12 ft.	Top serrated Chrome	469.50 ea.	
		SA831607	14 ft.	Top serrated Chrome	492.95 ea.	
		SA824508	16 ft.	Top serrated Chrome	595.75 ea.	
	Mower/Conditioners SMX91.	SA748835	9 ft.	Top serrated Black	314.15 ea.	
 Left	Mower Conditioners 8380 (16'), SC414 (14'), SC416 (16'); Auger Headers 625, 8840 (14' & 16').	SA704590	Left	7 ft.	Top serrated Chrome	309.95 ea.
		SA704591	Right	7 ft.	Top serrated Chrome	309.95 ea.
		SA704592	Left	8 ft.	Top serrated Chrome	379.25 ea.
		SA704593	Right	8 ft.	Top serrated Chrome	379.25 ea.
 Left	Mower Conditioners SCX100 Pivot Tongue. Windrower Header HDX141, HDX142, HDX161, HDX162, HDX181, HDX182, HSX142. Windrowers WDX901, WDX1101, WDX1202, WDX1202S, WDX1701, WDX1902.	SA86523621	Left	7 ft.	Top serrated Black	240.95 ea.
		SA86523622	Right	7 ft.	Top serrated Black	240.95 ea.
		SA86523619	Left	8 ft.	Top serrated Black	324.60 ea.
		SA86523620	Right	8 ft.	Top serrated Black	324.60 ea.
		SA86523617	Left	9 ft.	Top serrated Black	328.95 ea.
		SA86523618	Right	9 ft.	Top serrated Black	328.95 ea.

CHALLENGER Mower Conditioners

 Left	Mower Conditioners PTS14, PTS16. Auger Headers AHB14, AHB16.	SA704590	Left	7 ft.	Top serrated Chrome	309.95 ea.
		SA704591	Right	7 ft.	Top serrated Chrome	309.95 ea.
		SA704592	Left	8 ft.	Top serrated Chrome	379.25 ea.
		SA704593	Right	8 ft.	Top serrated Chrome	379.25 ea.



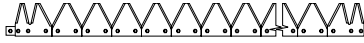
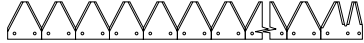

FORD/NEW IDEA Mowers and Mower Conditioners

	Mowers Ford 505; New Idea 521, 522.	SA662380	7 ft.	Top serrated Black	208.50 ea.
		SA663159	9 ft.	Top serrated Black	238.60 ea.
	Mower Conditioners Ford 538; New Idea 509, 5109.	SA301988	9 ft.	Top serrated Black	412.65 ea.
	New Idea Mower/Conditioners 512, 514, 5112, 5114.	SA502930	12 ft.	Top serrated Chrome	404.50 ea.
		SA502931	14 ft.	Top serrated Chrome	426.95 ea.








For mowers, mower conditioners and windowers not presently equipped with a bolt-on sickle see pg. 236 for SH515066 hold down clips.



GEHL/OWATONNA Mower Conditioners

Fits Models	Order No.	Length	Type of Section	SHOUP Savings Price
 Mower/Conditioners 2130 (7'), 2160 (9').	SA7584031	7 ft.	Top serrated Chrome	206.75 ea.
	SA7582522	9 ft.	Top serrated Chrome	256.25 ea.
Sold less drive head.  Mower/Conditioners 2230.	SA52959	12 ft.	Top serrated Chrome	326.50 ea.
	SA52967	14 ft.	Top serrated Chrome	348.95 ea.
	SA54374	16 ft.	Top serrated Chrome	481.75 ea.
Sold less drive head.  Mower/Conditioners 2170 (9'), 2175 (9'), 2240 (12'), 2245 (12'), 2270 (14'), 2275 (14'); Owatonna 207 (9').	SA190692	9 ft.	Top serrated Black	179.50 ea.
	SA191804	12 ft.	Top serrated Black	212.60 ea.
	SA191805	14 ft.	Top serrated Black	282.70 ea.
Sold less drive head.  Mower/Conditioners 880, 1090.	SA260969	9 ft.	Top serrated Chrome	208.25 ea.
	SA6832174	Left 7 ft.	Top serrated Chrome	247.50 ea.
 Mower/Conditioners 2262(14').	SA6832224	Right 7 ft.	Top serrated Chrome	247.50 ea.

HESSTON Mower Conditioners

 Mower/Conditioners PT-7 (7'); PT-10, 1010 (9').	SA7193510	7 ft.	Top serrated Chrome	348.25 ea.
	SA7566178	9 ft.	Top serrated Chrome	395.50 ea.
Note: SA7193510 and SA7566178 have new style heavy duty, self adjusting knife head.				
 Mower/Conditioners 1070, 1071 (7'); 1085, 1090, 1091, 1095 (9').	SA7584031	7 ft.	Top serrated Chrome	206.75 ea.
	SA7582522	9 ft.	Top serrated Chrome	256.25 ea.
Sold less drive head.  Windrower 420, 520, 620, 1014, 6200, 6400, 6450, 6465; Header 6600, 6610; Forage Harvester 4000.	SA52959	12 ft.	Top serrated Chrome	326.50 ea.
	SA52967	14 ft.	Top serrated Chrome	348.95 ea.
	SA54374	16 ft.	Top serrated Chrome	481.75 ea.
 Mower Conditioners 1110 (7'), 1109 (9'), 1120 (9'), 1150 (12').	SA701432	7 ft.	Top serrated Chrome	223.50 ea.
	SA701430	9 ft.	Top serrated Chrome	279.95 ea.
	SA701341	12 ft.	Top serrated Chrome	321.95 ea.
 Mower Conditioners 1130 (9'); 1160, 1260, 1265 (12' & 14'). Windrowers 8200 (12' & 14'). Header 8010.	SA708673	9 ft.	Top serrated Chrome	285.95 ea.
	SA700730	12 ft.	Top serrated Chrome	323.95 ea.
	SA700731	14 ft.	Top serrated Chrome	346.95 ea.
 Windrowers 6450, 6550, 6566, 6650, 6665, 6666, 8100, 1014+2.	SA6823272	Left 6 ft.	Top serrated Chrome	240.95 ea.
	SA6823280	Right 6 ft.	Top serrated Chrome	240.95 ea.
	SA6832174	Left 7 ft.	Top serrated Chrome	247.50 ea.
	SA6832224	Right 7 ft.	Top serrated Chrome	247.50 ea.
	SA6832182	Left 8 ft.	Top serrated Chrome	328.95 ea.
 Mower Conditioners 1170 (16'), 1270 (14'), 1275 (16'), 2270 (14'), 2275 (16'). Auger Headers 8020, 8400, 9020, 9025, 9125, 9140, 9145 (14' & 16').	SA704590	Left 7 ft.	Top serrated Chrome	309.95 ea.
	SA704591	Right 7 ft.	Top serrated Chrome	309.95 ea.
	SA704592	Left 8 ft.	Top serrated Chrome	379.25 ea.
	SA704593	Right 8 ft.	Top serrated Chrome	379.25 ea.

Bolt-on Sections Kit



Converts up to a 12 ft. sickle to the bolt-on design.

- Kit includes:
- 125 - 7/32" Locknuts
 - 15 - 7/32" x 1" Ribbed Bolts
 - 9 - High Hold Down Clips
 - 100 - 7/32" x 5/8" Ribbed Bolts
 - 10 - 7/32" x 1-1/4" Ribbed Bolts
 - 1 - Extra High Hold Down Clip

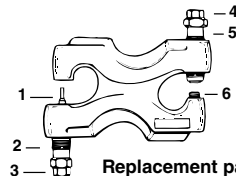


For use with all standard sickle sections.



Order No.	Description	Price
BK904504	Fits all mowers, mower conditioners and windowers with single drive.	74.95 kit

Sickle Rivet Tool

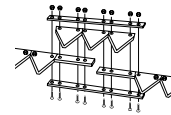


Remove and replace sickle section rivets on the machine.

Order No.	Description	Price
R3030	Rivet Tool	129.95 ea.


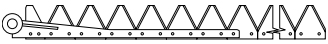




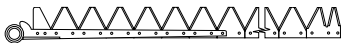


Replacement parts for Smith and SV Tools

Diagram No.	Order No.	Description	Price
1	920117	Punch	11.95 ea.
2	920115	Punch Sleeve	17.25 ea.
3	920116	Punch Screw	11.95 ea.
4	920113	Riveter Screw	14.95 ea.
5	920114	Riveter Sleeve	14.95 ea.
6	920276	Reversible Anvil	10.50 ea.





Split knifeback design for convenient transport.

JOHN DEERE Mowers and Mower Conditioners

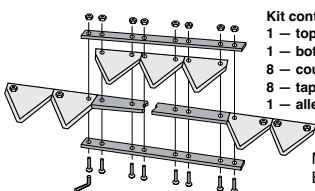
	Fits Models	Order No.	Length	Type of Section	SHOUP Savings Price	
	Mowers 5, 8, 9, 11, 37, 38, 39, 39N. See Note A.	SA2299H	7 ft.	Underserrated Black	219.95 ea.	
	Mowers 47, 50, 250, 350, 450, 3700. See Notes A and B.	SA68592	7 ft.	Topserrated Black	232.50 ea.	
		SA68594	9 ft.	Topserrated Black	283.75 ea.	
		920378		Knifehead Pin	35.75 ea.	
	Mower Conditioners 1209 to s/n 285000 with tie rod style knifehead, 480, 483, 485. See Note A.	SA57623	9 ft.	Topserrated Chrome	234.95 ea.	
	Mower Conditioners 1209 s/n 285001 & up, 1219. See Notes A and B.	SA68662	9 ft.	Topserrated Black	354.95 ea.	
		920378		Knifehead Pin	35.75 ea.	
	Mower Conditioners 720, 820. Sold less drive head.	SA59204	10 ft.	Topserrated Chrome	219.95 ea.	
		920378		Knifehead Pin	35.75 ea.	
	Draper Platforms 78, 88, 120. Auger Platforms 183, 188, 220. Mower Conditioner 1214. Sold less drive head. See Note A.	SA48067	12 ft.	Topserrated Chrome	359.00 ea.	
		SA48073	14 ft.	Topserrated Chrome	379.60 ea.	
	Mower Conditioners 1380, 1424. Draper Platforms 130, 135. Auger Platforms 230, 240. See Notes A and B.	SA58652	12 ft.	Topserrated Chrome	473.85 ea.	
		SA58654	14 ft.	Topserrated Chrome	503.50 ea.	
		SA58657	16 ft.	Topserrated Chrome	528.25 ea.	
		920378		Knifehead Pin	35.75 ea.	
	Auger Platforms 300, 300A. Mower Conditioners 1525, 1600, 1600A, 3430, 3830. See Notes A and B.	SA58665	Left	6 ft.	Topserrated Chrome	324.95 ea.
		SA58597	Right	6 ft.	Topserrated Chrome	324.95 ea.
		SA58131	Left	7 ft.	Topserrated Chrome	346.95 ea.
		SA58135	Right	7 ft.	Topserrated Chrome	346.95 ea.
		SA58130	Left	8 ft.	Topserrated Chrome	386.25 ea.
		SA58134	Right	8 ft.	Topserrated Chrome	386.25 ea.
		920378		Knifehead Pin	35.75 ea.	
	Auger Platforms 890, 895, 896. Mower Conditioners 4890, 4895.	SA67037	Left	7 ft.	Topserrated Chrome	349.95 ea.
		SA67038	Right	7 ft.	Topserrated Chrome	349.95 ea.
		SA67039	Left	8 ft.	Topserrated Chrome	374.95 ea.
		SA67040	Right	8 ft.	Topserrated Chrome	374.95 ea.
		SA67041	Left	9 ft.	Topserrated Chrome	409.95 ea.
		SA67042	Right	9 ft.	Topserrated Chrome	409.95 ea.

Note A: If your sickle is not presently equipped with a bolt-on sickle see pg. 236 for hold down clips.
Note B: These sickles have knifeheads with needle bearing. Order one 920378 pin to update from bronze bushing style knifehead.

MASSEY FERGUSON Mower Conditioners

	Mower Conditioners 1457 (7'), 1459 (9').	SA701432	7 ft.	Topserrated Chrome	223.50 ea.	
		SA701430	9 ft.	Topserrated Chrome	279.95 ea.	
	Mower Conditioners 1474 (14'), 1476 (16').	SA704590	Left	7 ft.	Topserrated Chrome	309.95 ea.
		SA704591	Right	7 ft.	Topserrated Chrome	309.95 ea.
		SA704592	Left	8 ft.	Topserrated Chrome	379.25 ea.
		SA704593	Right	8 ft.	Topserrated Chrome	379.25 ea.

Knifeback Repair Kits



- Kit contains:
 1 - top splice bar
 1 - bottom splice bar
 8 - countersunk bolts
 8 - tapered locknuts
 1 - allen wrench

Mends most sickles as shown. Breaks near drive head can be moved to tail end. Drilling and hardware replacement may be required to mount knifehead in new positions.

Order No.	Description	Price
711012	2" hole spacing repair kit.	29.95 ea.
711010	2-1/16" hole spacing repair kit.	29.95 ea.
711011	2-1/8" hole spacing repair kit.	29.95 ea.
904550	Hardware kit, includes 8-No. 12 x 13/16" bolts, 8-locknuts, allen wrench.	4.25 ea.



Bolt-On Tool
 Compact, heavy-duty tool designed specifically to press bolts into knifeback.

Order No. BT920255
 Price 51.95 ea.

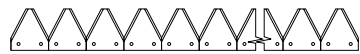
NEW HOLLAND Mowers, Mower Conditioners and Windrowers

For mowers, mower conditioners and windrowers not presently equipped with a bolt-on sickle see pg. 236 for SH515066 hold down clips.



SHOUP Savings Price

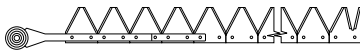
Sold less drive head.



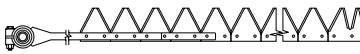
Fits Models	Order No.	Length	Type of Section	SHOUP Savings Price
Mowers 450 to s/n 87763; 455 to s/n 88845.	SA64637	7 ft.	Top-serrated Black	142.30 ea.
	SA76943	9 ft.	Top-serrated Black	184.40 ea.



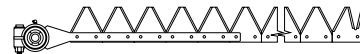
Mowers 450 s/n 87764 & up; 455 s/n 88846 & up, 451, 456.	SA243607	7 ft.	Top-serrated Black	213.25 ea.
	SA243609	9 ft.	Top-serrated Black	264.50 ea.



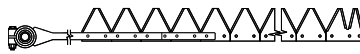
Mower Conditioners 467 (7'), 460 (9'), 461 (9'), 469 (9'); 1469 (9') to s/n 220946, 490 (12') to s/n 259714.	SA137214	7 ft.	Top-serrated Black	224.95 ea.
	SA748844	9 ft.	Top-serrated Black	269.95 ea.
	SA274593	12 ft.	Top-serrated Black	304.95 ea.



Mower Conditioners 472 (7'), 477 (7'), 478 (7'), 479 (9'), 488 (9'); 1469 (9') s/n 220947 & up; 490 (12') s/n 259715 & up.	SA9623571	7 ft.	Top-serrated Black	243.60 ea.
	SA748840	9 ft.	Top-serrated Black	281.30 ea.
	SA579171	12 ft.	Top-serrated Black	314.50 ea.



Mower Conditioners 474 (7'), 489 (9'), 492 (9'), 1465 (9').	SA748831	7 ft.	Top-serrated Black	272.60 ea.
	SA748835	9 ft.	Top-serrated Black	314.15 ea.



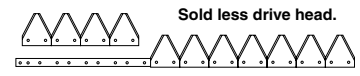
Mower Conditioners 495, 1495.	SS748003	12 ft.	Top-serrated Black	324.95 ea.
--------------------------------------	----------	--------	--------------------	------------



Mower Conditioner 499; Windrowers 1496, 1499. All with double overlap and center overlap guard.	SA86617077	Left	6 ft.	Top-serrated Black	235.25 ea.
	SA86617078	Right	6 ft.	Top-serrated Black	235.25 ea.



Windrowers 1100 Dual, 1112, 1114, 1116, 1118. Mower Conditioner 116 Pivot Tongue.	SA858724	Left	7 ft.	Top-serrated Chrome	274.95 ea.
	SA858725	Right	7 ft.	Top-serrated Chrome	274.95 ea.
	SA858722	Left	8 ft.	Top-serrated Chrome	339.95 ea.
	SA858723	Right	8 ft.	Top-serrated Chrome	339.95 ea.



Windrowers 907, 909, 910, 912, 114 Pivot Tongue.	SA706417	Left	7 ft.	Top-serrated Chrome	178.30 ea.
	SA706418	Right	7 ft.	Top-serrated Chrome	178.30 ea.
	SA706415	Left	8 ft.	Top-serrated Chrome	247.50 ea.
	SA706416	Right	8 ft.	Top-serrated Chrome	247.50 ea.



Mower Conditioner 1475 Pivot Tongue; Windrower Header 14HS, 16HS, 18HS, 2200H, 2214, 2216, 2218, 2300H, 2314, 2316, 2318; Windrowers HW300, HW305, HW320, HW340, 2450, 2550, H8040, H8060, H8080.	SA86523621	Left	7 ft.	Top-serrated Black	240.95 ea.
	SA86523622	Right	7 ft.	Top-serrated Black	240.95 ea.
	SA86523619	Left	8 ft.	Top-serrated Black	324.60 ea.
	SA86523620	Right	8 ft.	Top-serrated Black	324.60 ea.
	SA86523617	Left	9 ft.	Top-serrated Black	328.95 ea.
	SA86523618	Right	9 ft.	Top-serrated Black	328.95 ea.

Drive Head Bushings for Case-IH and New Holland Mowers and Windrowers



Order No.	Fits Models	Dimensions A	Dimensions B	Replaces NH No.	Price
B820062	New Holland 450 s/n 87764 & up; 451; 455 s/n 88846 & up; 456, 460, 499, 1496, 1499. Models 460 and 479 check bushing dimensions before ordering.	1-5/16"	1-5/8"	127610	34.95 ea.
B820381	New Holland 460, 461, 467, 469, 479; 1469 to s/n 220946.	1-13/16"	1-11/16"	134182	42.95 ea.
B820426	New Holland 472, 477, 478, 479, 488; 490 s/n 259715 & up; 495, 1495; 1469 s/n 220947 & up.	1-13/16"	2-5/16"	254132	38.95 ea.
B820068	Case-IH HDX141, HDX142, HDX161, HDX162, HDX181, HDX182, HSX142, SCX100, WDX901, WDX1101, WDX1202, WDX1202S, WDX1701, WDX1902. New Holland 14HS, 16HS, 18HS, 114, 116, 1100, 1112, 1114, 1116, 1118, 1475, 2200H, 2214, 2216, 2218, 2300H, 2314, 2316, 2318, 2450, 2550, H8040, H8060, H8080, HW300, HW305, HW320, HW340.	1-9/32"	2-11/16"	76417	30.95 ea.
SH701401	New Holland 474, 489, 492, 1465.	1-5/8"	1-15/16"	701401	70.95 ea.

Poly Barn Scraper

- Reversible 1/4" thick UHMW blade.
- Heavy duty stainless steel handle with braces.
- Pushes easier, cleans up quicker than steel.




Order No.	Size	Price
81024	24" wide.	64.95 ea.
81036	36" wide.	83.95 ea.
81048	48" wide.	94.95 ea.



Underserrated

Mower - Mower Conditioner - Windrower Sickle Sections

- Induction Heat-Treated
- Black or chrome finish
- Topserrated or underserrated cutting edges



Topserrated

Order No.	Description	Hole Spacing	Fits Models	SHOUP Savings Price
SH45996	Topserrated, Chrome	2"		1.99 ea.
SH61995	Topserrated, Black	2"	John Deere Mowers & Mower Conditioners; Windrowers (except 140, 160, 580, 590).	1.79 ea.
SH12113	Underserrated, Chrome	2"	Ford Mowers (except 505).	1.99 ea.
SH12111	Underserrated, Black	2"		1.79 ea.
SH596321	Topserrated, Chrome	2-1/16"	Case-IH Mowers & Mower Conditioners; Windrowers (except 6000, 6500).	1.99 ea.
SH826720	Topserrated, Black	2-1/16"	Ford 505 Mowers; 535, 538 Mower Conditioners. Gehl-Owatonna Mower Conditioners.	1.59 ea.
SH12613	Underserrated, Chrome	2-1/16"	Hesston Mower Conditioners & Windrowers. MF-Challenger Mower Conditioners (except 5300).	1.99 ea.
SH12611	Underserrated, Black	2-1/16"	New Holland Mowers & Mower Conditioners; Windrowers (except 1090). New Idea Mowers & Mower Conditioners. Rowse Mowers.	1.79 ea.
SH35888	Topserrated, Chrome	2-1/8"	John Deere Windrowers 140, 160, 580, 590. Frontier MC1212, MC1214, MC1216. MacDon Mower Conditioners & Windrowers.	1.99 ea.
SH130356	Underserrated, Black	2-1/8"	Massey Ferguson Mowers 5, 6, 30, 31, 32, 40, 41, 42, 51, 52, 71, 135, 238; Swathers 200, 210, 613, 625, 885; Windrowers 35, 655, 675, 775, 785.	1.99 ea.



SH6423

Order No. Description

Chrome Double Point End Sections

Fits 2" or 2-1/16" hole spacing.


SH5985	Right hand, Topserrated.	6.49 ea.
SH6423	Left hand, Topserrated.	7.85 ea.



711072

Overlap Section Kit for New Holland Sickles

711072	For single or double overlap bolted sickles. Includes 6 chrome heavy topserrated sections, spacer, countersunk bolts and locknuts.	25.95 kit
904534	82° countersunk bolts with locknuts for bolted sickle. Box of 25.	15.95 pkg.



207430

Overlap Section Kit for John Deere Hay Sickles

207430	For double drive overlap bolted sickles. Includes 3 chrome topserrated sections, 3 chrome underserrated sections, 12 countersunk bolts and locknuts.	31.95 kit
458044	60° countersunk bolts with locknuts for bolted sickle. Box of 50.	17.95 pkg.



SH47954

Wear Plate

SH47954	Wear Plate; used on all mowers, mower conditioners and windrowers.	2.79 ea.
---------	--	----------



SH866780

Section Rivets and Bolts

Rivets, 1 lb. package

058X916	Oval head, .211" dia., 9/16" long.	12.75 pkg.
058X1516	Oval head, .211" dia., 15/16" long.	12.75 pkg.



SH866780

Ribbed Bolts and Locknuts

904500	Ribbed Bolts, 7/32" x 5/8" long, with locknuts. Box of 50.	10.95 pkg.
904501	Ribbed Bolts, 7/32" x 1" long, with locknuts. Box of 25.	9.95 pkg.
904504	Ribbed Bolts, 7/32" x 1-1/4" long, with locknuts. Box of 25.	10.95 pkg.
904502	7/32" Locknuts only. Box of 100.	12.75 pkg.



SH515066

Hold Down Clips

Hold down clips are for use with rivet or bolt-on type sickles and 3/8" or 7/16" guard bolts. Not for use with stub guards.

SH866780	Adjustable Hold Down Kit; used on mower conditioners and windrowers except MacDon.	10.49 kit
SH118160	Adjustable Hold Down Kit; used on MacDon mower conditioners and windrowers SH866780 and SH118160 can be used with both single and double drive sickles.	5.95 kit



HDC500




SP017	Shim, .017" thick.	.75 ea.
SP116	Spacer Plate, 1/16" thick.	1.45 ea.
SP18	Spacer Plate, 1/8" thick.	1.75 ea.
SH515066	Hold Down Clip; used on all mowers, mower conditioners and windrowers with single drive.	4.99 ea.
HDC500	Extra High Hold Down Clip; use at drive head only.	6.95 ea.



SP017



SHOUP® Replacement HAY GUARDS For Mowers, Mower Conditioners and Windrowers





Order No.	Description - Fits Models	Replaces OEM No.	SHOUP Savings Price
CASE-IH			
SH245	Guard, 3-7/8" prongs, double heat treat; use 7/16" carriage bolts. Mower Conditioners 8320, 8330, 8340, 8350, 8360, 8370, 8380; Windrowers 8210, 8220, 8230, 8240, 8820, 8830, 8840.	700700845	14.25 ea.
SH215	Guard, 4-1/4" prongs, double heat treat; use 7/16" carriage bolts. Mower Conditioners 8320, 8330, 8340, 8350, 8360, 8370, 8380, SC412, SC414, SC416; Windrowers 525, 625, 8210, 8220, 8230, 8240, 8820, 8830, 8840, DHX182, DHX212, DHX252, DHX302, DHX362, HDX121, HDX122, HDX141, HDX142, HDX161, HDX162, HDX181, HDX182, SCX100, SMX91.	700707147, 86615982	14.25 ea.
SH983	End and Center Guard; use as required; use 7/16" carriage bolts. Used on same models as SH215 (HDX, SMX91 series center only, use SH358 for end guards).	700707464, 86615983	15.75 ea.
SH358	End Guard; 2 used; use 7/16" carriage bolts. Windrowers HDX series, SMX91.	86615984, 87042358	15.25 ea.
SH270	Guard; use 7/16" plow bolts. Mowers 100, 110, 115, 120; Mower Conditioners 1190, 1290, 1490, 1590; Windrowers 75, 210, 230, 275, 375, 4000, 5000, 5500. Note: Mower Conditioners and Windrowers use (3) SH210 at drive end.	613838R2	12.89 ea.
SH210	Guard; use 7/16" plow bolts. Mowers 200, 230, 1000, 1100, 1110, 1200, 1300, 3110; Mower Conditioners 170, 175, 200, 225, 816, 990; Forage Harvesters 650, 655.	483500R3	12.89 ea.
SH472717	Single Prong End Guard; use 7/16" plow bolts. Mowers 100, 110, 115, 200, 230, 1000, 1100, 1110, 1200, 1300; Mower Conditioners 990, 1190, 1490, 1590.	472717R2	13.49 ea.
SH344	Guard, double heat treat; use 7/16" carriage bolts.	47687886, 87421451	13.89 ea.
SH345	Guard; 2 to 4 used in drive head area; use 7/16" carriage bolts. Drapers 1042, 1052, 2042, 2052, 2062, 2142, 2152, 2162.	47709127, 87422041	15.29 ea.
SH301	End Guard, Left; use 7/16" carriage bolts.	47709129, 87422039	15.75 ea.
SH302	End Guard, Right; use 7/16" carriage bolts. Drapers 1052, 2052, 2062, 2142, 2152, 2162.	47709128, 87422040	15.75 ea.
CHALLENGER			
SH215	Guard, 4-1/4" prongs, double heat treat; use 7/16" carriage bolts.	700707147, 700716292	14.25 ea.
SH983	End and Center Guard; use as required; use 7/16" carriage bolts. Mower Conditioners PTS12, PTS14, PTS16; Draper 5300.	700707464	15.75 ea.
FRONTIER			
SH344	Guard, double heat treat; use 7/16" carriage bolts. Mower Conditioners MC1212, MC1214, MC1216.	FH318319	13.89 ea.
GEHL			
SH245	Guard, 3-7/8" prongs, double heat treat; use 7/16" carriage bolts. Mower Conditioners 2130, 2160; Windrowers 2230, 2262.	611179, 611902	14.25 ea.
SH220	Guard; use 7/16" plow bolts. Mower Conditioners 770, 880, 1070, 1090.	072057	12.49 ea.
SH270	Guard; use 7/16" plow bolts. Mower Conditioners HK108, HK440, MA206A.	044779	12.89 ea.
SH206	Guard; use 1/2" carriage bolts. Mower Conditioners 2140, 2170, 2175, 2240, 2245, 2270, 2275.	110-32342	12.89 ea.
HESSTON			
SH245	Guard, 3-7/8" prongs, double heat treat; use 7/16" carriage bolts. Mower Conditioners 1010, 1070, 1071, 1085, 1090, 1091, 1095, 1110, 1120, 1150, 1160; Windrowers 310, 420, 500, 600, 620, 1014, 1014+2, 1200PT, 6200, 6400, 6600, 6610, PT-7, PT-10, PT-12; Headers 6450, 6465, 6566, 6665, 6666, 8050, 8100, 8200, 8400.	49239, 700700845, 748178	14.25 ea.
SH215	Guard, 4-1/4" prongs, double heat treat; use 7/16" carriage bolts.	700707147, 700716292	14.25 ea.
SH983	End and Center Guard; use as required; use 7/16" carriage bolts. Mower Conditioners 1109, 1110, 1120, 1130, 1150, 1160, 1170, 1260, 1265, 1270, 1275, 2270, 2275; Headers 8010, 8020, 8100, 8200, 8400, 9020, 9125, 9140, 9145.	700707464	15.75 ea.

Mower Conditioners/Windowers - Shoup Parts For (Cont.)

	Order No.	Description - Fits Models	Replaces OEM No.	SHOUP Savings Price
	JOHN DEERE			
SH220	SH220	Guard; use 7/16" plow bolts. Mowers 37, 38, 39, 250, 350, 450; Mower Conditioners 480, 483, 485; Windowers 215, 215A, 780, 800, 880; Auger Platforms 18, 19, 183, 188, 220; 230 to s/n 425000; Draper Platforms 78, 88, 120, 130, 135.	E48093, E82559	12.49 ea.
	SH221	Guard; use 7/16" carriage bolts. Mower Conditioners 1207, 1209, 1214; 1217, 1219 to s/n 710000; 1380, 1424; Auger Platforms 230 s/n 425001 & up, 240.	E62000, E52667	13.29 ea.
	SH222	Guard, double heat treat; use 7/16" carriage bolts. Windowers Auger Platforms 300, 300A to s/n 943000; Mower Conditioners 1217, 1219 s/n 710001 & up; 1600. Note: Use three SH221 guards at drive end.	E72428	12.29 ea.
	SH223	Guard, double heat treat; use 7/16" carriage bolts. Mower Conditioners 710, 720, 820, 1600A; Windower Auger Platforms 300A s/n 943001 & up; 890, 895, 896.	E81300, E88909	12.75 ea.
	SH923	Non-Clog Guard with wear bar, double heat treat; use 7/16" carriage bolts. Use (2) SH254 guards at each drive end.	E88923, E84854, E71880	11.89 ea.
	SH173	Hold Down with single bolt adjustment. Replaces 3-piece adjustable hold down. Mower Conditioners 710, 720, 820; 1217, 1219 s/n 710001 & up; 1600, 1600A; Windower Auger Platforms 300, 300A, 890, 895, 896.	AE57173, E88906	11.50 ea.
	SH254	Non-Clog Guard; use 7/16" carriage bolts.	E59625, E52547, E57752, E88907	12.89 ea.
	SH173	Hold Down with single bolt adjustment. Replaces 3-piece adjustable hold down. Mower Conditioners 1207, 1209, 1214; 1217, 1219 to s/n 710000; 1380, 1424; Windower Auger Platforms 183, 220, 230, 240; Windowers 78, 120; Mowers 350, 450.	AE57173, E88906	11.50 ea.
	SH344	Guard, double heat treat; use 7/16" carriage bolts.	FH318319	13.89 ea.
	SH345	Guard; 2 to 4 used in drive head area; use 7/16" carriage bolts. Auger 140, 140A, 160A, 180A; Draper 160, 400D series; Pull Type Windower 590.	FH318320	15.29 ea.
	SH301	End Guard, Left; use 7/16" carriage bolts.	FH318317	15.75 ea.
	SH302	End Guard, Right; use 7/16" carriage bolts. Auger 140A, 160A, 180A; Draper 400D series.	FH318318	15.75 ea.
	MASSEY FERGUSON			
SH215	SH215	Guard, 4-1/4" prongs, double heat treat; use 7/16" carriage bolts.	700707147, 700716292	14.25 ea.
SH983	SH983	End and Center Guard; use as required; use 7/16" carriage bolts. Mower Conditioners 1457, 1459, 1474, 1476; Draper 5300.	700707464	15.75 ea.
SH280	SH280	Guard; use 7/16" carriage bolts. Hay Tender 81.	1036339M1	13.19 ea.
	MACDON For stub guards see pg. 239			
SH344	SH344	Guard, double heat treat; use 7/16" carriage bolts.	23064, 28013, 118344, 118484	13.89 ea.
SH345	SH345	Guard; 2 to 4 used in drive head area; use 7/16" carriage bolts. Mower Conditioners & Windowers 3000, 3020, 4000, 5000, 5010, 5020, 7000, 9000 series; Drapers 960, 962, 963, 972, 973, 974, D50, D60, D65, FD70, FD75; Auger Headers 910, 912, 920, 922, 930, 942, A30D, A30S, A40D.	28014, 118345	15.29 ea.
SH301	SH301	End Guard, Left; use 7/16" carriage bolts.	118301	15.75 ea.
SH302	SH302	End Guard, Right; use 7/16" carriage bolts. Drapers 972, 973, 974, D50, D60, D65, FD70, FD75; Auger Headers A30D, A30S, A40D.	118302	15.75 ea.
	OWATONNA			
SH205	SH205	Guard; use 1/2" carriage bolts. All Windowers built prior to 1979.	110-10657	13.49 ea.
SH206	SH206	Guard; use 1/2" carriage bolts. All Windowers built 1979 and after.	110-32327, 110-32342	12.89 ea.

Guard Bolts and Nuts

	PB716114	Plow Bolt, 7/16" x 1-1/4".	.60 ea.		C76114	Carriage Bolt, 7/16" x 1-1/4".	.75 ea.
	PB716112	Plow Bolt, 7/16" x 1-1/2".	.65 ea.		C76112	Carriage Bolt, 7/16" x 1-1/2".	.80 ea.
	PB716134	Plow Bolt, 7/16" x 1-3/4".	.70 ea.		C76134	Carriage Bolt, 7/16" x 1-3/4".	.82 ea.
	SCN716	Conical Nut, 7/16". Use with SH700 and SH800 guards.	2.09 ea.		C76214	Carriage Bolt, 7/16" x 2-1/4".	.90 ea.
	HN716	7/16" Nut.	.15 ea.		C76212	Carriage Bolt, 7/16" x 2-1/2".	1.10 ea.
	HN12	1/2" Nut.	.19 ea.		C76300	Carriage Bolt, 7/16" x 3".	2.25 ea.
					C12114	Carriage Bolt, 1/2" x 1-1/4".	.77 ea.
					C12112	Carriage Bolt, 1/2" x 1-1/2".	.88 ea.
					C12200	Carriage Bolt, 1/2" x 2".	1.08 ea.

Mower Conditioners/Windrowers - Shoup Parts For (Cont.)

	Order No.	Description - Fits Models	Replaces OEM No.	SHOUP Savings Price
	NEW HOLLAND SH215	21HB, 25HB, 30HB, 36HB with SCH guards (see pg. 274). Guard, double heat treat; use 7/16" carriage bolts. All mower conditioners & windrowers. Can be interchanged with SH245 (New Holland No. 65327).	86521587, 86615982	14.25 ea.
	SH983	Center Guard; use 7/16" carriage bolts. All mower conditioners & windrowers. Use with double overlap sickles.	86615983, 86521590	15.75 ea.
	SH358	End Guard; 2 used; use 7/16" carriage bolts. Mower conditioners & windrowers 12HS, 14HS, 16HS, 18HS, 114, 116, 472, 474, 488, 489, 492, 495, 499, 903, 905, 909, 910, 912, 1100, 1112, 1114, 1116, 1465, 1475, 1495, 1496, 1499, 2200H, 2214, 2216, 2218, 2300H, 2314, 2316, 2318.	86615984, 87042358	15.25 ea.
	SH218	Guard; use 7/16" plow bolts. All Mowers. Also fits Rowse Mowers.	219190	13.49 ea.
	SH345	Guard, double heat treat; use 7/16" carriage bolts.	47687866, 87421451	13.89 ea.
	SH345	Guard; 2 to 4 used in drive head area; use 7/16" carriage bolts. Drapers 84C, 86C.	47709127, 87422041	15.29 ea.
	NEW IDEA SH280	Guard; use 7/16" carriage bolts Mower Conditioners 290, 299.	290385	13.19 ea.
	SH270	Guard; use 7/16" plow bolts. Mower Conditioners 507, 509, 512, 514, 5107, 5109, 5112, 5114. Note: Use (3) SH210 guards at drive end.	H613838R2	12.89 ea.
	SH210	Guard; use 7/16" plow bolts.	H483500R3	12.89 ea.
	SH472717	Single Prong End Guard; use 7/16" plow bolts. Mowers 521, 522.	H472717R2	13.49 ea.
	VERSATILE SH245	Guard, 3-7/8" prongs, double heat treat; use 7/16" carriage bolts. Auger Headers 4812, 4814.	V94711, 65327	14.25 ea.
	STUB GUARDS SH250	Stub Guard; use 7/16" carriage bolts.		11.25 ea.
	SH252	Hi-Arch Hold Down Clip; use with SH250 guard.		5.79 ea.
	SH251	Lo-Arch Hold Down Clip; use with SH250 guard.		4.59 ea.
	SP017	Shim, .017" thick; use under hold down clips.		.75 ea.
	SP116	Spacer Plate, 1/16" thick; use under hold down clips.		1.45 ea.
AGCO, Case-IH, Challenger, Gehl, Hesston, MacDon, Massey Ferguson, New Holland, New Idea Mower Conditioners & Windrowers.				
	ADJUSTABLE HOLD DOWN for SH250 STUB GUARD SH736	Standard Adjustable hold down, includes set screws.	700106782, 700702736	12.89 ea.
	SH232	High Arch Adjustable hold down, includes set screws.	700133232, 700127872	12.89 ea.
	SH76256	Upper Spacer, use with SH232 and SH736. 1 used per hold down.	700106256	8.25 ea.
	SH71956	Lower Spacer, use with SH232 and SH736. 1 used per hold down.	700111956	7.25 ea.
	SH232 SH736	AGCO Mower Conditioners & Windrowers 1109, 1459, 1474, 1476, 2270, 2275; Header 9005. Case-IH Mower Conditioners 8320, 8330, 8340, 8350, 8360, 8370; Headers 325, 8830, 8840. Challenger Mower Conditioners & Windrowers PTS12, PTS14; Headers 9005, 9126, 9146, AHC. Hesston Mower Conditioners & Windrowers 1010, 1014, 1014+2, 1085, 1095, 1110, 1120, 1130, 1150, 1160, 1260, 1265, 1270, 1275, 6200, PT-7, PT-10; Headers 6450, 6465, 6566, 6600, 6610, 6665, 6666, 8010, 8200, 9000, 9005. Massey Ferguson Mower Conditioners & Windrowers 1457, 1459, 1474, 1476; Headers 9005, 9125, 9126, 9146. New Idea Header 5010.		
	SH76256			
	TIE GUARDS SH260	Tie Guard; use 7/16" carriage bolts.		12.75 ea.
	SH262	Tie Plate, Hi-Arch; use with SH260 guard.		7.29 ea.
	SH261G	Tie Plate, Low-Arch; use with SH260 guard. Case-IH, Gehl, Hesston, New Holland Windrowers.		4.69 ea.
	SH260			
	UNIVERSAL ROCK GUARDS SH700	Rock Guard, fits mowers with 7/16" cutter bar; use 7/16" plow bolt. Allis Chalmers, Case, Cockshutt, John Deere, Kosch, New Idea, Oliver.		9.49 ea.
	SH800	Rock Guard, fits mowers with 1/2" cutter bar; use 7/16" plow bolt. Detroit, Ford, IHC, New Holland.		9.49 ea.

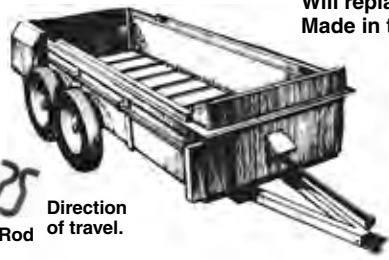
SHOUP® Replacement Manure Spreader Apron Chains



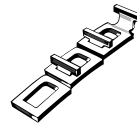
1/4" thick high-carbon angle iron slats are welded directly to the side bar of links.



T-Bar T-Rod
Direction of travel.



Will replace 67 steel detachable and 667 pintle chain.
Made in the U.S.A.



T-Bar Style

Heavy-duty links made of 5/16" steel.
Designed for #67 sprockets.
Minimum tensile strength 16,000 lbs.

T-Rod Style

Heavy-duty links made of 7/16" rod.
Designed for #67 sprockets.
Minimum tensile strength 16,000 lbs.

Spreader Model No.	T-Bar Order No.	No. Plain Links	No. Slats	O.A. Width	SHOUP Savings Price	T-Rod Order No.	No. Plain Links	No. Slats	O.A. Width	SHOUP Savings Price
BADGER Spreaders										
160	XA5027	184	15	51-7/8"	839.51	TR5027	200	15	52-1/4"	843.30
200	XA5121	224	15	53-1/4"	968.86	TR5121	242	15	53-5/8"	969.93
205	XA5028	232	19	51-7/8"	1028.23	TR5028	240	18	52-1/4"	1011.96
3242	—	—	—	—	—	TR5125	210	15	53-5/8"	890.25
3282	—	—	—	—	—	TR5127	246	17	53-5/8"	1028.87
3352	—	—	—	—	—	TR5129	244	18	63"	1108.68
BIG BLUE Spreaders										
Big Blue	XA5041	176	14	44-1/2"	785.36	TR5041	192	14	44-7/8"	790.84
JOHN DEERE Spreaders										
		Model 680 see pg. 242.								
33	XA5008	164	15	48-7/8"	781.66	TR5008	178	15	49-1/4"	785.22
34	XA5009	164	15	50-1/2"	783.91	TR5009	178	15	50-7/8"	786.42
40	XA5010	182	15	50-1/2"	832.33	TR5010	198	15	50-7/8"	836.22
44	XA5011	196	18	48-7/8"	935.84	TR5011	214	18	49-1/4"	943.26
350	—	—	—	—	—	TR5136	176	12	53-5/8"	732.12
370	—	—	—	—	—	TR5137	210	15	53-5/8"	890.25
550	—	—	—	—	—	TR5138	246	17	53-5/8"	1028.87
570	—	—	—	—	—	TR5139	244	18	63"	1108.68
660 Wide	XA5052	212	21	63-7/8"	1157.44	TR5052	232	21	64-1/4"	1193.82
660 Double - 2 webs	XA5069	424	42	31"	1900.76	TR5069	462	42	31-3/8"	1911.84
FRONTIER Spreaders - see H & S										
GEHL Spreaders										
		Model 1410 single web see pg. 242.								
113	XA5083	186	15	46-1/2"	837.24	TR5083	202	15	46-7/8"	841.08
125	XA5085	226	19	58-1/2"	1080.85	TR5085	246	19	58-7/8"	1086.21
132, 142	XA5086	266	22	58-1/2"	1263.12	TR5086	290	22	58-7/8"	1270.56
135	XA5091	194	16	46-1/2"	881.22	TR5091	210	16	46-7/8"	883.54
175	XA5033	188	16	58-1/2"	903.96	TR5033	204	16	58-7/8"	906.84
180	XA5030	180	15	58-1/2"	857.55	TR5030	196	15	58-7/8"	861.99
250	XA5031	226	19	58-1/2"	1080.85	TR5031	246	19	58-7/8"	1086.21
325, 425	XA5092	294	25	58-1/2"	1413.11	TR5092	318	25	58-7/8"	1415.07
350 - includes 2 webs	XA5036	440	40	33-3/8"	1916.80	TR5036	478	40	33-3/4"	1924.62
1177	—	—	—	—	—	TR5093	184	14	59-3/8"	824.96
1217	—	—	—	—	—	TR5097	222	17	59-3/8"	998.18
1287	—	—	—	—	—	TR5098	292	20	59-3/8"	1251.08
1410 - includes 2 webs	—	—	—	—	—	TR5147	596	42	34-3/8"	2257.26
H & S Spreaders										
80, 1180, MS1108	XA5110	136	12	46-3/4"	635.60	TR5110	146	12	47-1/8"	634.62
125, 2112, MS1112, S125	XA5111	170	15	46-3/4"	794.50	TR5111	182	15	47-1/8"	792.03
175, 2117, MS1117, S175, SP3710	—	—	—	—	—	TR5112	188	15	52-3/4"	825.87
180, 220	XA5032	240	16	51-7/8"	1013.12	TR5032	260	16	52-1/4"	1015.72
185	XA5120	200	16	52"	905.68	TR5120	216	16	52-3/8"	910.80
222, S222	—	—	—	—	—	TR5118	188	15	58-5/8"	841.92
235, 3123, MS1223, S235, SP3714	—	—	—	—	—	TR5113	210	17	56-7/16"	942.80
260	XA5070	228	19	51-7/8"	1049.75	TR5070	248	19	52-1/4"	1054.90
262, S262	—	—	—	—	—	TR5119	222	18	58-5/8"	1001.34
270, 3127, MS1227, S270, SP3717	—	—	—	—	—	TR5114	244	20	56-7/16"	1101.56
295	XA5072	244	24	51-7/8"	1207.64	TR5072	266	24	52-1/4"	1214.82
310, 3131, MS1231, S310, SP3719	—	—	—	—	—	TR5115	262	26	56-7/16"	1294.58
370, 430, W430, 450, 3137, 3143, MS1237, MS1243, S370, S430, SP3724, SP3728	—	—	—	—	—	TR5116	280	28	56-7/16"	1388.80
500, 600 - includes 2 webs	XA5117	568	56	37-3/4"	2619.92	TR5117	616	56	38-1/8"	2917.04
560, 660, 3156, 3166, MS1256, MS1266, SP3735, SP3748 - includes 2 webs	XA5106	552	54	37-3/4"	2537.88	TR5106	590	54	38-1/8"	2525.34



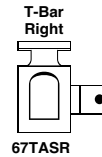
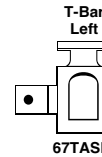
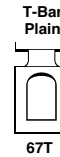
Spreader Model No.	T-Bar Order No.	No. Plain Links	No. Slats	O.A. Width	SHOUP Savings Price	T-Rod Order No.	No. Plain Links	No. Slats	O.A. Width	SHOUP Savings Price
HESSTON Spreaders - see NEW IDEA and H & S										
INTERNATIONAL HARVESTER — CASE-IH Spreaders										
40, 150, 155, 160	XA5012	190	19	51-1/4"	946.50	TR5012	208	19	51-5/8"	953.78
175	XA5013	194	21	51-1/4"	1002.76	TR5013	212	21	51-5/8"	1009.62
530	XA5059	172	14	46-1/2"	777.12	TR5059	188	14	46-7/8"	783.68
540	XA5014	172	15	58-1/2"	836.03	TR5014	188	15	58-7/8"	842.07
550, 555	XA5015	220	18	58-1/2"	1039.82	TR5015	240	18	58-7/8"	1046.34
560	XA5016	234	26	58-1/2"	1201.93	TR5016	256	26	58-7/8"	1285.62
575 - includes 2 webs	XA5073	432	32	33-3/8"	1748.64	TR5073	468	32	33-3/4"	1752.84
595 - includes 2 webs	XA5074	544	42	33-3/8"	2233.22	TR5074	590	42	33-3/4"	2240.22
1540	—	—	—	—	—	TR5148	222	13	52-3/8"	855.81
1550	—	—	—	—	—	TR5149	200	14	58-3/8"	846.32
1560	—	—	—	—	—	TR5150	234	17	58-3/8"	1005.62
1570	—	—	—	—	—	TR5151	288	20	58-3/8"	1214.72
1580	—	—	—	—	—	TR5152	320	23	58-3/8"	1369.04
KNIGHT Spreaders										
180	XA5034	180	15	58-1/2"	857.55	TR5034	196	15	58-7/8"	861.99
250, 252	XA5035	220	18	58-1/2"	1039.82	TR5035	240	18	58-7/8"	1046.34
350 - includes 2 webs	XA5036	440	40	33-3/8"	1916.80	TR5036	478	40	33-3/4"	1924.62
375, 410 - includes 2 webs	XA5094	488	42	33-3/8"	2082.58	TR5094	530	42	33-3/4"	2090.82
MASSEY-FERGUSON Spreaders - see NEW IDEA - AGCO and H & S for additional models										
110, 130	XA5017	158	12	51-7/8"	700.66	TR5017	172	12	52-1/4"	704.52
160	XA5018	180	14	51-7/8"	805.78	TR5018	196	14	52-1/4"	810.32
205	XA5019	230	18	51-7/8"	1032.16	TR5019	250	18	52-1/4"	1036.86
NEW HOLLAND Spreaders										
		Models 195 single web, 790, 791 see pg. 242.								
125, 212, 213	XA4990	150	12	44-1/2"	670.86	TR4990	164	12	44-7/8"	676.44
130	—	—	—	—	—	TR5140	184	14	46-5/8"	773.44
135	—	—	—	—	—	TR5141	198	14	44-7/8"	805.78
145	—	—	—	—	—	TR5142	184	14	59-5/16"	823.42
155	XA5023	206	17	58-15/16"	977.95	TR5143	222	17	59-5/16"	996.31
165	—	—	—	—	—	TR5144	264	19	59-5/16"	1153.07
185	—	—	—	—	—	TR5145	292	20	59-5/16"	1248.88
190	—	—	—	—	—	TR5146	266	19	70-7/8"	1231.39
195 - includes 2 webs	—	—	—	—	—	TR5147	596	42	34-3/8"	2257.26
200, 202, 220, 221, 222	XA4991	168	13	44-1/2"	741.56	TR4991	182	13	44-7/8"	743.60
300, 325, 327, 328*, 329, 330, 331, 335, 336	XA4992	182	15	44-1/2"	823.78	TR4992	198	15	44-7/8"	828.12
470, 475	XA5105	234	19	44-1/2"	1052.78	TR5105	254	19	44-7/8"	1056.92
510, 511, 512	XA5020	172	14	56-1/16"	807.92	TR5020	188	14	56-7/16"	813.92
513, 514	XA5021	172	14	58-15/16"	811.70	TR5021	188	14	59-5/16"	833.38
516, 517, 518	XA5022	206	17	56-1/16"	973.36	TR5022	224	17	56-7/16"	977.66
519, 520	XA5023	206	17	58-15/16"	977.95	TR5023	224	17	59-5/16"	1001.29
675, 676, 677	XA5024	276	22	56-1/16"	1284.96	TR5024	300	22	56-7/16"	1290.40
679, 680	XA5025	272	22	58-15/16"	1280.14	TR5025	294	22	59-5/16"	1306.04
795 - includes 2 webs	XA5066	544	46	34"	2308.84	TR5066	590	46	34-3/8"	2315.96
M2080, M2090 - includes 2 webs	XA5106	552	54	37-3/4"	2537.88	TR5106	590	54	38-1/8"	2525.34
NEW IDEA - AGCO Spreaders										
201, 203, 208	XA4998	182	15	48-1/2"	829.33	TR4998	198	15	48-7/8"	833.52
205, 207, 210	XA4999	232	23	48-1/2"	1145.03	TR4999	252	23	48-7/8"	1149.58
211	XA5000	138	11	50-3/4"	622.79	TR5000	150	11	51-1/8"	625.29
212	XA5001	170	15	50-3/4"	800.35	TR5001	186	15	51-1/8"	806.49
213	XA5002	198	19	50-3/4"	967.15	TR5002	216	19	51-1/8"	972.75
214, 217	XA5003	232	23	50-3/4"	1150.09	TR5003	252	23	51-1/8"	1153.95
218	XA5004	232	23	62-1/2"	1204.83	TR5004	252	23	62-7/8"	1265.96
224, 245	XA5005	260	28	62-1/2"	1406.40	TR5005	284	28	62-7/8"	1484.44
243	XA5006	176	18	62-1/2"	927.94	TR5006	192	18	62-7/8"	977.96
244	XA5007	236	25	62-1/2"	1266.09	TR5007	258	25	62-7/8"	1336.42
351, 351A	XA5050	172	14	50-3/4"	782.86	TR5050	188	14	51-1/8"	788.58
351B	XA5099	202	17	50-3/4"	932.17	TR5099	218	17	51-1/8"	931.95
352	XA5051	194	19	58-1/4"	966.17	TR5051	212	19	58-5/8"	966.46
353	XA5053	272	23	58-1/4"	1330.59	TR5053	296	23	58-5/8"	1310.20
354	XA5054	258	26	62-1/2"	1350.52	TR5054	282	26	62-7/8"	1423.94



Spreader Model No.	T-Bar Style					T-Rod Style				
	T-Bar Order No.	No. Plain Links	No. Slats	O.A. Width	SHOUP Savings Price	T-Rod Order No.	No. Plain Links	No. Slats	O.A. Width	SHOUP Savings Price
NEW IDEA - AGCO Spreaders (cont.)						T-Rod				
3609, 3709, S90	XA5101	148	10	43-3/8"	598.52	TR5101	160	10	43-3/4"	599.40
360, 3615, 3715, S150	XA5055	166	12	50-3/4"	720.98	TR5055	180	12	51-1/8"	722.88
361, 3618, 3718, S180	XA5056	198	14	50-3/4"	852.80	TR5056	214	14	51-1/8"	853.32
362, 3622, 3722, S220	XA5057	188	19	58-1/4"	978.25	TR5057	206	19	58-5/8"	986.42
363, 3632, 3732, S320	XA5058	266	26	58-1/4"	1362.16	TR5058	290	26	58-5/8"	1370.02
364, 3639, 3739, 3743, S390, S431	XA5061	266	26	62-1/2"	1372.04	TR5061	290	26	62-7/8"	1443.86
3626, 3726, S260	XA5078	218	22	58-1/4"	1133.56	TR5078	238	22	58-5/8"	1140.86

T-Bar and T-Rod Heavy-duty Chain Links

Made in the U.S.A.



T-Bar and T-Rod chain links use #67 sprockets. Will replace 67 steel detachable and 667 pintle chain.

Order No.	Description	Price
67T	T-Bar Plain Link.	2.69 ea.
67TASL	T-Bar Left Hand Link. Use 5/16" rivet.	8.75 ea.
67TASR	T-Bar Right Hand Link. Use 5/16" rivet.	8.75 ea.
67TR	T-Rod Plain Link.	2.49 ea.

T-Bar and T-Rod chain links allow removing or adding links easily without the need of any tools. Turn the link to be removed to an angle of approximately 45° and a slight twist of the wrist will lower one end of the bar allowing the link to disengage without the use of any force.



T-Bar Slats

T-Bar Slat Order No.	Overall Slat Width	Price
SL3100	31"	18.10 ea.
SL3338	33-3/8"	18.33 ea.
SL3400	34"	18.38 ea.
SL3734	37-3/4"	19.50 ea.
SL4338	43-3/8"	20.04 ea.
SL4412	44-1/2"	22.28 ea.
SL4612	46-1/2"	22.46 ea.

Individual Slats for T-Bar and T-Rod Apron Chains

High-carbon rail steel angle welded directly to 67T or 67TR chain links.

T-Bar Slat Order No.	Overall Slat Width	Price
SL4634	46-3/4"	22.48 ea.
SL4812	48-1/2"	22.65 ea.
SL4878	48-7/8"	22.70 ea.
SL5012	50-1/2"	22.85 ea.
SL5034	50-3/4"	22.87 ea.
SL5114	51-1/4"	22.90 ea.
SL5178	51-7/8"	22.97 ea.
SL5200	52"	22.98 ea.

T-Bar Slat Order No.	Overall Slat Width	Price
SL5314	53-1/4"	24.42 ea.
SL5616	56-1/16"	24.66 ea.
SL5814	58-1/4"	24.87 ea.
SL5812	58-1/2"	24.89 ea.
SL5816	58-15/16"	24.93 ea.
SL6212	62-1/2"	25.25 ea.
SL6378	63-7/8"	27.96 ea.



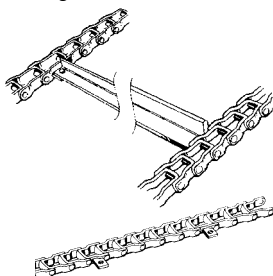
T-Rod Slats

T-Rod Slat Order No.	Overall Slat Width	Price
SR3138	31-3/8"	18.13 ea.
SR3334	33-3/4"	18.36 ea.
SR3438	34-3/8"	18.41 ea.
SR3818	38-1/8"	19.56 ea.
SR4334	43-3/4"	20.10 ea.
SR4478	44-7/8"	22.34 ea.
SR4634	46-5/8"	22.52 ea.

T-Rod Slat Order No.	Overall Slat Width	Price
SR4678	46-7/8"	22.54 ea.
SR4718	47-1/8"	22.59 ea.
SR4878	48-7/8"	22.70 ea.
SR4914	49-1/4"	22.80 ea.
SR5078	50-7/8"	22.88 ea.
SR5118	51-1/8"	22.89 ea.
SR5158	51-5/8"	22.94 ea.
SR5214	52-1/4"	23.02 ea.
SR5238	52-3/8"	23.31 ea.
SR5234	52-3/4"	23.85 ea.
SR5358	53-5/8"	24.49 ea.

T-Rod Slat Order No.	Overall Slat Width	Price
SR5676	56-7/16"	24.70 ea.
SR5838	58-3/8"	24.88 ea.
SR5858	58-5/8"	24.92 ea.
SR5878	58-7/8"	24.93 ea.
SR5956	59-5/16"	26.09 ea.
SR5938	59-3/8"	26.20 ea.
SR6278	62-7/8"	27.76 ea.
SR6300	63"	27.84 ea.
SR6414	64-1/4"	29.34 ea.
SR7078	70-7/8"	29.95 ea.

Heavy duty pintle chain matches original equipment specifications. Available as complete assemblies or as chain only for use with your existing slats.



SHOUP® Replacement Apron Chains for New Holland 195, 790, 791; Gehl 1410; John Deere 680 Spreaders

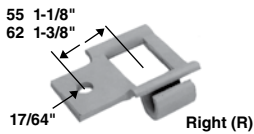
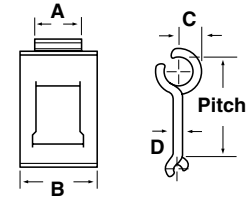
Order No.	Description - Fits Models	Price
XA6001	Complete Apron Chain, slats included; for single web spreaders. New Holland 195, 790, 791; Gehl 1410. Replaces NH No's. 185598, 575075.	3149.00 ea.
XA8001	Complete Apron Chain, slats included. John Deere 680 (includes 2 webs). Replaces JD No. AW17946.	2849.00 set
XA6195	Chain only, matched pair, slats not included; for single web spreaders. New Holland 195, 790, 791; Gehl 1410.	1439.00 set
XA6004	Rivet, truss head; 7/16" dia., 1-1/8" long. Use on XA6195.	.80 ea.

American-Made STEEL DETACHABLE CHAIN

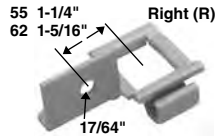
Sold in 10 ft. rolls only




Order No.	Chain No.	Price/10 ft.	Min. Tensile Strength (lbs.)	Dimensions - Inches				Pitch	Links/10 ft.
				"A"	"B"	"C"	"D"		
SDC25	25	42.90	760	0.422	0.703	0.180	0.073	0.904	133
SDC32	32	45.20	1320	0.594	0.938	0.230	0.090	1.157	104
SDC55	55	53.40	2240	0.796	1.281	0.320	0.125	1.630	74
SDC62	62	75.20	3520	0.984	1.563	0.335	0.148	1.654	73
SDC62H	62H	92.10	3600	0.984	1.875	0.342	0.155	1.654	73
SDC67H	67H	102.95	4400	1.093	1.875	0.448	0.185	2.313	52
SDC67XH	67XH	129.40	5500	1.093	1.875	0.463	0.200	2.313	52
SDCS	S	106.25	3840	1.093	1.938	0.518	0.170	2.906	41



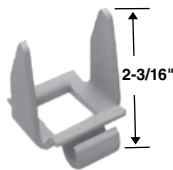
Order No.	Size	Price
55A1R	55	1.85 ea.
55A1L	55	1.85 ea.
62A1R	62	2.85 ea.
62A1L	62	2.85 ea.



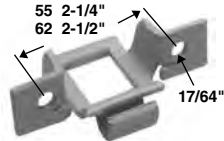
Order No.	Size	Price
55G27R	55	2.60 ea.
55G27L	55	2.60 ea.
62G27R	62	3.95 ea.
62G27L	62	3.95 ea.




Order No.	Size	Price
67HASR	67H	4.90 ea.
67HASL	67H	4.90 ea.
67XHASR	67XH	5.50 ea.
67XHASL	67XH	5.50 ea.



Order No.	Size	Price
55HB4	55	3.50 ea.
62HB4	62	5.25 ea.



Order No.	Size	Price
55SD	55	2.85 ea.
62SD	62	3.90 ea.



Order No.	Size	Price
55C1	55	2.50 ea.
62C1	62	2.90 ea.

Coupler Link



Use in hard to reach places.

Order No.	Size	Price
CD55	55	8.25 ea.
CD62	62	11.75 ea.

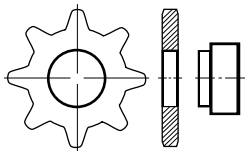


Flat Head Rivets

Order No.	Size	Price
FH14	1/4" x 13/16"	.40 ea.
FH516	5/16" x 13/16"	.40 ea.

Weld-on-Sprockets

Use with X series weld-on-hubs.



55 and 62 sprockets see pg. 376.

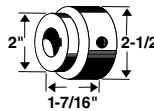
for 67H, 67W, 67XH and 667H steel detachable or pintle chain

Order No.	No. of Teeth	Price
6706X	6	28.95 ea.
6707X	7	35.95 ea.
6708X	8	40.95 ea.

for 67 T-bar, 67 T-rod, 667X pintle chain

Order No.	No. of Teeth	Price
6806X	6	41.95 ea.

X Series round bore Weld-on-Hubs with keyway and set screw



For spline, hex or square bore hubs see pg. 377.

Order No.	Bore	Keyway	Price
X10000R	1"	1/4"	10.30 ea.
X10116R	1-1/16"	1/4"	10.30 ea.
X10018R	1-1/8"	1/4"	10.30 ea.
X10316R	1-3/16"	1/4"	10.30 ea.
X10014R	1-1/4"	1/4"	10.30 ea.
X10516R	1-5/16"	5/16"	10.30 ea.
X10038R	1-3/8"	5/16"	10.30 ea.
X10716R	1-7/16"	3/8"	10.30 ea.
X10012R	1-1/2"	3/8"	10.30 ea.

Elevator Chain



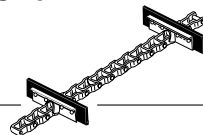
Order No.	Description	Sold in 10 ft. rolls.	SHOUP Savings Price
HB455	Bale Elevator Chain for single chain elevators; 55 steel detachable chain with HB4 attachment spaced every 24-1/2".		74.95 roll
C155	Side Chain (only) for double chain elevators; 55 steel detachable chain with C1 attachment spaced every 16 inches. Note: Less steel flights.		98.50 roll

Conveyor Chain

Made in U.S.A.

Order No.

SH667H10



667H Pintle Chain, pitch 2.313". Rubber paddles spaced every 18". Paddle size 10-5/8" wide, 2-5/8" tall, 3/8" thick. Sold in 10 ft. rolls only.

199.95 roll

667HCL

667H Connector Link, pitch 2.313".

9.75 ea.

Spring 2025

To Order Call TOLL FREE 1-800-627-6137

Page 243

SHOUP® Replacement Parts for John Deere In-Line, Pro-12™, Pro-16™ Cotton Picker Units



Row Unit	Cotton Picker used on:
In-Line	9960, 9965.
Pro-12™, Pro-16™	7660, 7760, 9970, 9976, 9986, 9996, CP690.



SH283900



SH288400



SH379986



SH211948



SH212394



SH213307



SH875063



SH388900



SH210223



SH293500



SH298540




SH219589



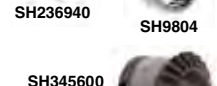
SH219581




SH379372



SH295970



SH474832



SH212291




SH293694



SH290952



SH290953



SH217044



SH215724

Order No.	Description - Application	In-Line	Pro-12/16	Replaces JD No.	SHOUP Savings Price
SH283900	Spindle only, double chrome/90 micron. Box of 100.	X	X	KK28390	529.00 box
SH288400	Spindle Assembly, double chrome/90 micron. Box of 50.	X	X	AKK18840	409.00 box
SH379986	Spindle Collar.	X	X	N279986	.35 ea.
SH211948	Spindle Nut with Bushings.	X	X	AN111948	3.29 ea.
SH212394	Front Spindle Bushing, straight.	X	X	N112394	.40 ea.
SH213307	Rear Spindle Bushing, flanged.	X	X	N113307	.40 ea.
SH875063	Spindle Nut Socket, 1-1/8" deep well with inside shoulder/stop, 1/2" drive.	X	X	N275063	89.95 ea.
SH388900	.005" Shim, picker bar.	X	X	L2889N	.20 ea.
SH210223	.010" Shim, picker bar.	X	X	N110223	.20 ea.
SH293500	Cam Roller Bushing.	X	X	N193500	8.15 ea.
SH298540	O-ring, picker bar; 1.612" I.D.	—	X	T19854	.50 ea.
SH219589	Upper Seal, picker bar.	X	—	N119589	1.75 ea.
SH219581	Rubber Washer, picker bar; 1.612" I.D., 1.818" O.D.	X	—	N119581	.40 ea.
SH379372	Repair Sleeve, picker bar.	X	X	N279372	8.15 ea.
SH295970	Tapered Key, for SH379372 repair sleeve.	X	X	N195970	3.75 ea.
SH474832	Bushing, picker bar; .754" I.D., .688" length.	X	X	N374832	2.75 ea.
SH212291	Pin, picker bar pivot.	X	X	N112291	3.59 ea.
SH293694	.003" Shim for SH212291 pivot.	X	X	N193694	.20 ea.
SH290952	.005" Shim for SH212291 pivot.	X	X	N190952	.20 ea.
SH290953	.010" Shim for SH212291 pivot.	X	X	N190953	.20 ea.
SH217044	Water Line Clamp, picker bar pivot.	X	—	N117044	.25 ea.
SH215724	Water Line Elbow, picker bar pivot.	X	—	N115724	3.95 ea.
SH376743	18 Spindle Shaft Assembly.	—	Pro-12™	AN276743	129.95 ea.
SH376737	20 Spindle Shaft Assembly.	—	Pro-16™	AN276737	143.95 ea.
SH218289	Top Gear, 14 tooth, spindle shaft.	X	X	N118289	9.50 ea.
RP532100	Roll Pin, 5/32" x 1"; for SH218289 top gear.	X	X	34H266	.20 ea.
RP332100	Roll Pin, 3/32" x 1"; for SH218289 top gear.	X	X	34H235	.20 ea.
SH236940	Snap Ring, spindle shaft.	X	X	T23694	.40 ea.
SH9804	Needle Bearing, spindle shaft.	X	X	JD8804	2.25 ea.
SH345600	Bevel Drive Gear, spindle shaft; 1/8" pin hole.	X	Pro-12™	L2456N	2.75 ea.
RP18100	Roll Pin, 1/8" x 1"; for SH345600 gear.	X	X	34H45	.18 ea.
SH471626	Bevel Drive Gear, spindle shaft; 5/32" pin hole.	—	X	N371626	2.89 ea.
RP532100	Roll Pin, 5/32" x 1"; for SH471626 gear.	—	X	34H266	.20 ea.
SH375607	Moistener Pad, urethane.	X	X	N275607	2.25 ea.
SH273816	Moistener Pad Holder.	—	X	AN273816	10.25 ea.
Lubricant and detergent, mix 32-64 ounces per 100 gallon water.					
SH225128	Spindle Lubricant, 1 gallon.	X	X	—	13.95 ea.
SH225129	Spindle Lubricant, 5 gallon.	X	X	—	68.95 ea.

SH225128

SH225129

John Deere Cotton Picker - Shoup Parts For (Cont.)

Row Unit	Cotton Picker used on:
In-Line	9960, 9965.
Pro-12™, Pro-16™	7660, 7760, 9970, 9976, 9986, 9996, CP690.



Order No.	Description - Application	In-Line	Pro-12/16	Replaces JD No.	SHOUP Savings Price
SH372152 SH506038	Doffer, urethane, 1.25" I.D.; regular speed doffers.	X	X	AN272152	9.25 ea.
SH374506 SH373701	Doffer, urethane, 1.5" I.D.; high speed doffers.	—	X	AN406038	9.95 ea.
SH375381 SH398746	Doffer Shaft.	—	Pro-12™	AN274506	154.95 ea.
SH373701	Doffer Shaft; regular speed doffers.	—	Pro-16™	AN273701	135.95 ea.
SH375381	Splined Spacer, 1.50" long; regular speed doffers.	X	X	N275381	2.75 ea.
SH398746	Splined Spacer, 1.125" long; regular speed doffers.	X	X	N198746	2.75 ea.
SH4197	.010" Shim; regular speed doffers.	X	X	L3197N	.45 ea.
SH241633	Washer, 1.25" I.D., 1.875" O.D.; regular speed doffers.	X	X	24H1633	.89 ea.
SH510874	Bearing Spacer; doffer shaft.	—	X	N410874	8.75 ea.
SH375022 SH20123	Bearing, 1.187" I.D.; doffer shaft.	—	X	AN275022	18.95 ea.
SH20123	Bearing, 1.125" I.D.; doffer shaft.	X	—	JD10123	16.95 ea.
SH375038 SH92619	Lock Nut, 30mm; doffer shaft.	—	X	N275038	6.95 ea.
SH92619	Lock Nut, 1.125"; doffer shaft.	X	—	H82619	3.99 ea.
SH373953	Housing, lower; doffer shaft.	—	X	AN273953	59.95 ea.
SH375471	Cap, for SH373953 housing; doffer shaft.	—	X	N275471	7.25 ea.
SH391302	Cap, for housing; doffer shaft.	X	—	N191302	6.49 ea.
SH216513	Grid Bar, front.	X	—	N116513	13.25 ea.
SH297039	Grid Bar, rear.	X	—	N197039	13.50 ea.
SH377542	Grid Bar, front.	—	X	N277542	8.49 ea.
SH037386	Flange Bolt, 8mm x 20mm; for SH377542.	—	X	03M7386	.80 ea.
MFN8	Flange Nut, 8mm.	—	X	14M7298	.25 ea.
SH377543	Grid Bar, rear.	—	X	N277543	8.49 ea.
SH037183	Carriage Bolt, 8mm x 16mm; for SH377543.	—	X	03M7183	.80 ea.
MFN8	Flange Nut, 8mm.	—	X	14M7298	.25 ea.

High Performance Horsepower Modules

3 Year Warranty
to original purchaser

Designed for reliability and durability.
Simple installation - no tools needed.
Weatherproof boxes for all conditions.

Not registered for use in California.



Order No.	Settings/Engine/Applications	
JOHN DEERE		
P1550	Stock, 15%, 25%, 35%. 7.6L, 8.1L with Bosch electronic fuel pump. 7.6L models idle higher with P1550. Cotton Pickers: 9986.	525.00 ea.
P5140	Stock, 15%, 30%. 4.5L, 6.8L, 8.1L with Nippondenso common rail. Stock, 10%, 20%. 9.0L with Nippondenso common rail. Cotton Pickers: 7460, 7660, 9970, 9996.	595.00 ea.
P3190	Stock, 15%, 30%. 13.5L. Cotton Pickers: 7760.	1995.00 ea.

Power Bar
Power up to 5 monitors from a single convenient location.

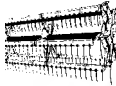
10-1/2" L x 2-3/4" T x 2-3/4" D steel housing with black finish.
10 ft. power cable with fuse holder.

Equipped with 3 Amp style connections (standard on most new planter monitors) and 2 cigarette lighter plug-ins (found on many guidance systems). Connectors are available to add to your present monitors.



Order No.	Description	
AE6601	Power Bar.	214.95 ea.
AE1238	Amp connector kit.	34.75 ea.
AE1201	Cigarette Lighter connector kit.	13.75 ea.
SH77013	12v power supply cable. 3 ft. cable with standard John Deere connector used to hard wire monitors and accessories to John Deere Multi-Power Outlet Strip.	12.25 ea.
AE1239	Power cable with AMP male threaded connector and 18" wire lead. Wire to 12v source, use to power devices with standard 3-pin AMP power connector.	40.95 ea.

For Hart-Carter see
pg. 267, Love pg. 273.



Reel Parts see
pgs. 278-284.

SHOUP® Replacement Cutting Parts for AGCO-Gleaner & Challenger Platforms

Ull reel parts
see pg. 272, 282.



Order No. Description - Fits Models Replaces AGCO No. SHOUP Savings Price

SICKLE SECTIONS

1135135	Chrome Section. 10 teeth/in. Width 3", length 2-7/8", hole spacing 2". For riveted sections. Series 3.	71135135	2.39 ea.
1348175	Chrome Section. 10 teeth/in. Width 3", length 2-7/8", hole spacing 2". For bolt-on sections. Gleaner Series 3, 300, 400, 500, 700, 800; Gleaner & MF 7000, 7200, 8000, 8200, 9250, 9255; Challenger; MF 9800, 9850.	71348175	2.39 ea.
SH6000	Double Tooth Chrome Section. 14 teeth/in. Width 3", length 3-1/4", hole spacing 2". Clean Cut System; Challenger.	71353125	2.49 ea.
058X916	Oval Head Rivet, .211" x 9/16" long, 1 lb. pkg.		12.75 pkg.
904500	Bolt w/Locknut, 5/8" long. Box of 50.	Rivet Tool - See pg. 253.	10.95 pkg.
904504	Bolt w/Locknut, 1-1/4" long. Box of 25.		10.95 pkg.

GUARDS, HOLD DOWN CLIPS, WEAR PLATES *For TIGER JAW replacement parts see pg. 268.*

SH601	Double Prong Guard; Heat Treated. Series 3, 300, 400, 500, 700, 800; Gleaner & MF 7000, 7200, 8000, 8200, 9250, 9255; Challenger; MF 9800, 9850.	71341601, 71116504	12.99 ea.
SH962	Double Prong Guard; Double Heat Treat. Series 3, 300, 400, 500, 700, 800; Gleaner & MF 7000, 7200, 8000, 8200, 9250, 9255; Challenger; MF 9800, 9850.	71386962	14.25 ea.
BG428	Four Prong Bottom Guard. Gleaner Series 3, 300 with Clean Cut.	71345590	10.99 ea.
SH310	Four Prong Bottom Guard. Gleaner 400, 500, 800, 7000, 8000 with Clean Cut; Challenger; MF 7000, 8000, 9850.	71370575	10.99 ea.
SH311	Two Prong Top Guard. All with Clean Cut; Challenger.	71345591	9.49 ea.

3/8" carriage bolt used with SH310, SH601, SH962.

Special 3/8" carriage bolt with 7/16" head used with BG428.

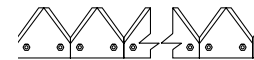
C38114	Carriage Bolt, 3/8" x 1-1/4". .38 ea.	CB38214SB	Carriage Bolt, 3/8" x 2-1/4". 1.95 ea.
C38112	Carriage Bolt, 3/8" x 1-1/2". .42 ea.	FN38	3/8" Flange Nut. .22 ea.
C38200	Carriage Bolt, 3/8" x 2". .48 ea.		
FN38	3/8" Flange Nut. .22 ea.		

SH515116	Hold Down Clip. Series 3, 300, 400, 500, 700, 800; Gleaner & MF 7000, 7200, 8000, 8200; Challenger; MF 9800, 9850.		5.99 ea.
HDC500	Hi-Arch Hold Down Clip. Use over drive head. Series 3, 300, 400, 500, 700, 800; Gleaner & MF 7000, 7200, 8000, 8200; Challenger; MF 9800, 9850.		6.95 ea.
SH47954	Wear Plate. Gleaner, Challenger, MF.	71176537, 71116532	2.79 ea.

Bolt-on Sickles with 1348175 sections, 10 teeth/in. Split knifeback design.

Gleaner Series 3, 300, 400, 500, 700, 800; Gleaner & MF 7000, 7200, 8000, 8200; Challenger; MF 9800, 9850.

Order No.	Length	No. of Sections		Order No.	Length	No. of Sections	
LSAC313	13 ft.	51	257.60 ea.	LSAC322	22 ft.	87	459.90 ea.
LSAC315	15 ft.	59	295.80 ea.	LSAC324	24 ft.	95	494.35 ea.
LSAC316	16 ft.	63	332.60 ea.	LSAC325	25 ft.	99	512.40 ea.
LSAC318	18 ft.	71	367.30 ea.	LSAC327	27 ft.	107	558.95 ea.
LSAC320	20 ft.	79	427.30 ea.	LSAC330	30 ft.	119	622.25 ea.



Sickles sold less drive head &
require SH515116 hold downs.
Clean Cut sickles see pg. 268.



1-piece style

SH07732

SH07732	Bearing kit for 1-pc. drive head. Gleaner Series 2, early Series 3.	71307332	56.95 kit
SH71336	Bearing for tie rod drive head. 1 used. Gleaner late Series 3; 300, 400, 500, 700, 800, 7000, 8000; Challenger; MF 7000, 8000, 9800, 9850.	71336974	38.50 ea.
SH70927	Snap Ring for SH71336. 2 used.		.99 ea.



tie rod style

SH71336

Belts and Idlers

B03431	Belt. Wobble box. Gleaner 500; Gleaner & MF 8000; Challenger FH.	71322834	46.95 ea.
B03432	Belt. Wobble box. Gleaner 800; MF 9850.	71359598	76.75 ea.
B03433	Belt. Wobble box. Gleaner & MF 7200, 8200.	71415428	62.50 ea.
B03441	Belt. Main drive, left or right. 3 band. Gleaner & MF 9250, 9255; Challenger FDH 30, 35, 40 ft; 9255.	71435200	61.95 ea.
B03442	Belt. Main drive, center. Gleaner & MF 9250, 9255; Challenger FDH, 9255.	71419304	198.50 ea.
B03443	Belt. Auger drive. Gleaner & MF 9250, 9255; Challenger FDH, 9255.	71419306	329.95 ea.
6693	Flat Idler, 2-3/4". Gleaner 800, 8000; Challenger FH; MF 8000, 9850.	79008328	26.95 ea.



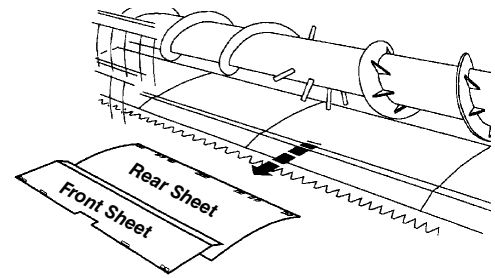
6693

Front and Rear Stainless Steel Feather Top Sheets for Series III and Series 300 Flex Platforms

Sequence Order Chart - From Left to Right (standing behind platform).

Platform Width (ft.)	Front Feather Sheet					
13	G	G	H	G	G	-
15	G	E	H	E	G	-
16	G	F	H	F	G	-
18	F	F	H	F	F	-
20	G	G	E	H	E	G
22	E	E	F	H	F	E
24	E	H	F	H	F	E

Platform Width (ft.)	Rear Feather Sheet					
13	D	D	A	D	D	-
15	D	C	A	C	D	-
16	D	B	A	B	D	-
18	B	B	A	B	B	-
20	D	D	C	A	C	D
22	C	C	B	A	B	C
24	C	A	B	A	B	A



Stainless steel will replace painted metal feather sheets.

Order No.	Sequence Letter	Location	Size	SHOUP Savings Price
SH83817	A	Rear	48-13/16" x 15-3/4"	107.80 ea.
SH83818	B	Rear	44-1/8" x 15-3/4"	104.70 ea.
SH83819	C	Rear	35-7/16" x 15-3/4"	103.35 ea.
SH83820	D	Rear	32-5/16" x 15-3/4"	86.15 ea.

Order No.	Sequence Letter	Location	Size	SHOUP Savings Price
SH83821	E	Front	35-7/16" x 7-1/2"	56.20 ea.
SH83822	F	Front	44-1/8" x 7-1/2"	62.10 ea.
SH83823	G	Front	32-5/16" x 7-1/2"	58.25 ea.
SH83824	H	Front	48-13/16" x 7-1/2"	60.25 ea.

Hardware Kits contain all hardware needed to install a full set of Feather Sheets.

HDW716	For 13, 15 and 16 ft. platforms.	40.50 kit
HDW720	For 18 and 20 ft. platforms.	45.50 kit
HDW724	For 22 and 24 ft. platforms.	52.25 kit



Reel Fore and Aft Actuators

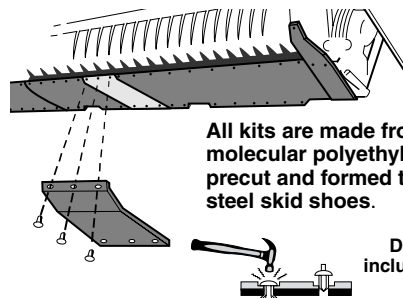
SH71685	Actuator. Fits AGCO-Gleaner and Massey Ferguson 400, 500, 700, 800, 5000, 7000, 8000, 9800, 9850.	71385146	609.00 ea.
SH71446	Actuator. Fits AGCO-Gleaner and Massey Ferguson 5100, 5200, 7200, 8200, 9250, 9255.	71446154	569.00 ea.

Poly Skid Plates for AGCO-Gleaner-MF-Challenger

Order No.	Series	Size	SHOUP Savings Price
Flex Head Machines Built 1986 and before.			
SSAC24	Series 3	24 ft.	705.85
SSAC22	Series 3	22 ft.	644.50
SSAC20	Series 3	20 ft.	589.75
SSAC18	Series 3	18 ft.	531.95
SSAC16	Series 3	16 ft.	496.55
SSAC15	Series 3	15 ft.	468.70
SSAC13	Series 3	13 ft.	438.70

Order No.	Series	Size	SHOUP Savings Price
Flex Head Series 3 and 300 built 1987 and after.			
SSACN24	Series 3, 300	24 ft.	705.85
SSACN22	Series 3, 300	22 ft.	644.50
SSACN20	Series 3, 300	20 ft.	589.75
SSACN18	Series 3, 300	18 ft.	531.95
SSACN16	Series 3, 300	16 ft.	496.55
SSACN15	Series 3, 300	15 ft.	468.70
SSACN13	Series 3, 300	13 ft.	438.70

Order No.	Drive-in Rivets and Accessories	SHOUP Savings Price
R1430	Hammer Rivet Tool for drive-in rivets.	26.95 ea.
CDB14	Cobalt Drill Bit, 1/4".	6.95 ea.
SS653H25	Rivets, pkg. of 25; 1/4" dia., 3/8" length, 5/8" dia. flange.	7.95 pkg.
SS654H25	Rivets, pkg. of 25; 1/4" dia., 5/16" length, 5/8" dia. flange.	7.50 pkg.



All kits are made from 1/4" thick high molecular polyethylene. Material is precut and formed to fit over original steel skid shoes.

Drive-in rivets are included in all poly kits.

Order No.	Series	Size	SHOUP Savings Price
Flex Head Series 500, 800, 8000; Challenger FH; MF 9850.			
SSGL30	500, 800, 8000; FH; 9850.	30 ft.	828.55
SSGL25	500, 800, 8000; FH; 9850.	25 ft.	691.10
SSGL22	500, 800, 8000; FH.	22 ft.	661.25
SSGL20	500, 800, 8000; FH; 9850.	20 ft.	610.50
SSGL18	500, 800, 8000; FH; 9850.	18 ft.	537.95
SSGL16	500, 800, 8000; FH.	16 ft.	508.50
SSGL15	500, 800, 8000; FH.	15 ft.	483.25

Order No.	Series	Size	SHOUP Savings Price
Flex Head Series 8200; Challenger FHB.			
SSAG35	8200; Challenger FHB.	35 ft.	1175.00
SSAG30	8200; Challenger FHB.	30 ft.	1025.00
SSAG25	8200; Challenger FHB.	25 ft.	895.00
SSAG20	8200; Challenger FHB.	20 ft.	750.00



Tru-Tube® Auger Straightener

Socket/Wrench not included.

Patent No. 6094963

Straighten damaged platform auger tubes in minutes... in the field, on the machine!

Order No.	Use on Auger Diameter/Models	SHOUP Savings Price
8812	12" auger. Case-IH 810, 820, 1042, 1052, 2042, 2052, 2062; MacDon 962, 963, 972, 973, 974; MF 1859; NH 960, 84C, 86C.	58.95 ea.
8814	14" auger. Case-IH 1010, 1020, 2142, 2152, 2162; MacDon D50, D60, D65, FD70, FD75, FD130, FD135, FD140, FD145; MF 9000, 9100; NH 970, 971, 972, 973, 71C, 72C, 73C, 74C.	58.95 ea.
8816	16" auger. AGCO-Gleaner Series 3, 300, 400, 500, 700, 800, 7000, 7200, 8000, 8200; Case-IH 2010, 2020, 3020, 3152, 3162; Challenger FH, FHB, RH, RHB; Honey Bee; John Deere 200, 900, 600, 700; MF 7000, 7200, 8000, 8200, 9800, 9850; NH 740CF, 840CD, 880CF. Models not listed, confirm auger tube diameter.	58.95 ea.

SHOUP® Replacement Cutting Parts for CASE-IH Platforms

SHOUP
Savings Price



Order No.	Description - Fits Models	Width	Length	Hole Spacing	Use Bolt	Replaces Case-IH No.	SHOUP Savings Price
SINGLE TOOTH SECTIONS							
SH596321	Chrome, 14 teeth/in., 2 holes. 820, 1020.	3"	3-1/4"	2-1/16"	904500	596321R3	1.99 ea.
SH826720	Black, 14 teeth/in., 3 holes. 820, 1010, 1020, 2010, 2020.	3"	3-1/4"	2-1/16"	904500	826720C2	1.59 ea.
BT826720	Chrome, 10 teeth/in., 3 holes. 820, 1010, 1020, 2010, 2020.	3"	3-1/4"	2-1/16"	904500	191256A1	2.29 ea.
SH7500	Chrome, 7 teeth/in., 3 holes. 820, 1010, 1020, 2010, 2020.	3"	3-1/4"	2-1/16"	904500	—	2.39 ea.
SH87905	Black, 7 teeth/in., 2 holes. 3020, 3152, 3162; NH 740CF, 840CD, 880CF.	3"	3-1/8"	2-1/16"	458061	87728905	2.09 ea.
SH5985	Chrome end section, right, 14 teeth/in. 1010, 1020; 2010, 2020 single drive.						6.75 ea.
SH13030	Half section, smooth. 1010, 1020.					1316030C2	5.25 ea.
SH84491	Half section, smooth. 3020; NH 740CF.					84543491	5.25 ea.

Ribbed Bolts and Locknuts for Single Tooth Sections on 820, 1010, 1020, 2010, 2020

904500	Bolt w/Locknut, 5/8" long. Box of 50.	10.95 pkg.
904501	Bolt w/Locknut, 1" long. Box of 25.	9.95 pkg.
904504	Bolt w/Locknut, 1-1/4" long. Box of 25.	10.95 pkg.
904502	Locknuts only. Box of 100.	12.75 pkg.

Ribbed Bolts and Locknuts for Single Tooth Sections on 3020, 3152, 3162; NH 740CF, 840CD, 880CF

458061	Bolt w/Locknut, 18mm long. Box of 50.	12.95 pkg.
458062	Bolt w/Locknut, 22mm long. Box of 25.	12.95 pkg.
458063	Bolt w/Locknut, 28mm long. Box of 25.	14.95 pkg.
458064	Locknuts only. Box of 100.	12.50 pkg.



OVERLAP SECTION KIT

SH208300	Overlap Section Kit, 6 black sections, 10 teeth/in., with hardware. For double sickles on 2010, 2020.	87013359	26.95 kit
SH207460	Overlap Section Kit, 6 black sections, 7 teeth/in., with hardware. For double sickles on 3020; NH 740CF.	—	29.95 kit
SH207464	Overlap Section Kit, 7 black sections, 7 teeth/in., with hardware. For double sickles on 3152, 3162; NH 880CF.	—	28.25 kit



DOUBLE TOOTH SECTIONS

BT1970390	Super 7 Black Double Tooth Section. 7 teeth/in. 1010, 1020.		2.99 ea.
904526	9/16" Special Bolt w/Locknut. Box of 50. For BT1970390 only.		15.95 pkg.
904527	1-1/8" Special Bolt w/Locknut. Box of 25. For BT1970390 only.		12.95 pkg.

GUARDS for 820, 1010, 1020.

SH270	Double Prong Guard with cross bar. 820, 1010, 1020.	613838R3	12.89 ea.
SH273	Double Prong Guard without cross bar, heat treated. 1010, 1020.	1307299C2	12.59 ea.
SH373	Double Prong Guard without cross bar, double heat treat. 1010, 1020.	87442324, 334305A1	14.49 ea.
SH210	Double Prong Drive Head Guard with cross bar (not pictured). 3 used on 820, 1010, 1020.	483500R3	12.89 ea.
SH329	Double Prong Drive Head Guard without cross bar (not pictured). 3 used on 820, 1010, 1020.	87442329, 1326787C3	13.49 ea.
SH47954	Wear Plate. 820 with 3" single tooth section (1 used at drive head).		2.79 ea.
SH472717	Single Prong End Stub Guard, 1 used. 820.	472717R2	13.49 ea.
SH289	Single Prong End Stub Guard, 2 used. 1020 15, 20, 25, 30 ft.	1338269C1	11.99 ea.
SH366	Four Prong Guard. 1010, 1020.	1989552C1	12.99 ea.



7/16" carriage bolt used with SH273, SH289, SH329, SH366, SH373.

C76114	Carriage Bolt, 7/16" x 1-1/4".	.75 ea.
C76112	Carriage Bolt, 7/16" x 1-1/2".	.80 ea.
C76200	Carriage Bolt, 7/16" x 2".	.85 ea.
C76214	Carriage Bolt, 7/16" x 2-1/4".	.90 ea.

7/16" plow bolt used with SH210, SH270, SH472717.

PB716112	Plow Bolt, 7/16" x 1-1/2".	.65 ea.
PB716134	Plow Bolt, 7/16" x 1-3/4".	.70 ea.
FN716	7/16" Flange Nut.	.25 ea.

Case-IH Platforms - Shoup Parts For (Cont.)

	Order No.	Description - Fits Models	Replaces Case-IH No.	SHOUP Savings Price
GUARDS for 2010, 2020.				
	SH215	Double Prong Guard with cross bar. 2010, 2020 to PIN CBJ020000; also PIN's that start with HAJ.	86615982	14.25 ea.
	SH273	Double Prong Guard without cross bar, heat treated. 2010, 2020 PIN CBJ020001 & up.	1307299C2	12.59 ea.
	SH373	Double Prong Guard without cross bar, double heat treat. 2010, 2020 PIN CBJ020001 & up.	87442324, 334305A1	14.49 ea.
	SH358	Double Prong Drive Head Guard with cross bar. 4 used on 2010, 2020 to PIN CBJ020000; also PIN's that start with HAJ.	86615984, 87042358	15.25 ea.
	SH329	Double Prong Drive Head Guard without cross bar. 4 used on 2010, 2020 PIN CBJ020001 & up.	87442329, 1326787C3	13.49 ea.
	SH787	Triple Prong Center Guard with cross bar, double drive. 1 used on 2010, 2020 to PIN CBJ020000; also PIN's that start with HAJ.	86587787	69.95 ea.
	SH432	Triple Prong Center Guard without cross bar, double drive. 1 used on 2010, 2020 PIN CBJ020001 & up.	87045432	44.95 ea.
	C76114	Carriage Bolt, 7/16" x 1-1/4". .75 ea.	C76200	Carriage Bolt, 7/16" x 2". .85 ea.
	C76112	Carriage Bolt, 7/16" x 1-1/2". .80 ea.	C76214	Carriage Bolt, 7/16" x 2-1/4". .90 ea.
	7/16" carriage bolt used with SH215, SH273, SH329, SH358, SH373, SH432, SH787.		FN716	7/16" Flange Nut. .25 ea.
GUARDS for 3020, 3152, 3162; New Holland 740CF, 840CD, 880CF.				
	SH973	Double Prong Guard. 3020, 3152, 3162; NH 740CF, 840CD, 880CF.	87702973	15.29 ea.
	SH974	Double Prong Drive Head Guard. 3020; NH 740CF. 4 used single drive, 7 used double drive.	87702974	16.49 ea.
	SH975	Single Prong End Stub Guard. 3020; NH 740CF. 1 used single drive.	84245171	20.95 ea.
	SH874	Double Prong Center Guard, 1 used. 3020; NH 740CF double drive.	87470814	21.75 ea.
	SH871	Triple Prong Center Guard, 1 used. 3020; NH 740CF double drive.	84225871	34.75 ea.
	SH883	Double Prong Center Guard, 4 used. 3152, 3162; NH 840CD, 880CF.	47506883	15.95 ea.
	SH882	Triple Prong Center Guard, 1 used. 3152, 3162; NH 840CD, 880CF.	47506882	34.75 ea.
	SH130780	MCB1040 Carriage Bolt, 10mm x 40mm. 10mm carriage bolt used with SH871, SH874, SH882, SH883, SH973, SH974, SH975.		.50 ea.
	MLN10	10mm Lock Nut.		.28 ea.
HOLD DOWN CLIPS				
	SH130780	Hold Down Clip. 820, 1010, 1020 with 3" single tooth sections.	1307280C3	5.50 ea.
	HDC500	Hi-Arch Hold Down Clip. Used over drive head. 820, 1010, 1020, 2010, 2020, 3020 with 3" single tooth sections.		6.95 ea.
	SH375900	Hi-Arch Hold Down Clip. Used over drive head. 1010, 1020 with 3" single tooth sections.	375900A1	14.50 ea.
	SH379093	Shim. 2 used with SH375900 hold down clip.	379093A1	4.75 ea.
	SH866780	Adjustable Hold Down Kit, single drive. Fits heads with 3" single tooth sections. 820, 1010, 1020, 2010, 2020, 3020; NH 740CF.		10.49 kit
	SH841570	Adjustable Hold Down Kit. Right side, double drive. 3020, 3152, 3162; NH 740CF, 840CD, 880CF.	86630786	10.49 kit
	SH841570	Adjustable Hold Down Kit. Left side, double drive. 3020, 3152, 3162; NH 740CF, 840CD, 880CF.	84184577	11.49 kit
	HDC1020	Adjustable Hold Down Kit for 1010, 1020 with SH366 or 1989552C1 guards. 1 hold down, 2 adjuster clips, hardware.		17.95 kit
DRIVE HEAD and BEARINGS				
	SH07732	Drive Head Bearing Kit. 810, 820. 1 kit used.		56.95 kit
	SH197230	Drive Head with bearings. 820.		199.95 ea.
	SH1313795	Drive Head. 1010, 1020 with 1-1/2" cut.		164.95 ea.
	SH1313151	Drive Head. 1010, 1020 with 3" cut.		164.95 ea.
	SH701401	Drive Head Bushing. 2010, 2020.		70.95 ea.
	SH848094	Drive Head. 2010, 2020 to PIN CBJ021300; also PIN's starting with HAJ.		144.95 ea.
	SH87398	Drive Head. 2010, 2020 PIN CBJ021301 & up; also PIN's starting with Y9ZL or YAZL.		134.95 ea.
BELTS for Wobble Box Drive				
	B00815	Belt.		65.95 ea.



Order No.	Description - Fits Models	SHOUP Savings Price
-----------	---------------------------	---------------------

BELTS for Wobble Box Drive (cont.)

1020

B01100	Belt. 1020 with 9-5/8" or 10-1/2" rear drive pulley (460 or 500 RPM drive).	84.95 ea.
B00815	Belt. 1020 with 12-1/2" rear drive pulley (600 RPM drive).	65.95 ea.
B01110	Belt. 1020 with 8-3/8" rear drive pulley (400 RPM drive).	70.95 ea.

2020, 3020, 74C, 740CF

B03190	Belt. 2020 to PIN CBJ020000; 74C to PIN PNL017183; also 2020, 74C PIN's starting with HAJ. Confirm 8-11/16" rear drive pulley, if 9-3/4" use belt B02815.	55.95 ea.
B02815	Belt. 2020 PIN CBJ020001 & up or starting with Y9ZL or YAZL, 3020; 74C PIN PNL017184 & up or starting with Y9ZL or YAZL.	64.25 ea.
B00815	Belt. 740CF.	65.95 ea.

POLY AUGER FINGERS

1010, 1020

Fingers only, not for use with guides for steel fingers.

P90646	Poly Finger Kit; includes poly finger, guide, hardware.	15.95 kit
P50601	Finger only.	11.50 ea.

2010, 2020

P82490	Poly Finger Kit; includes poly finger, guide, hardware.	15.95 kit
P41488	Finger only.	11.50 ea.

3016, 3020, 3152, 3162

P92131	Poly Finger Kit; includes poly finger, guide, hardware.	15.95 kit
P51967	Finger only.	11.50 ea.



Grain Grabber 2

Improves the feed of the auger making it more like a full fingered auger. Crops feed more evenly with reduced slugging. Allows the reel to be run higher with reduced shatter loss.



Use 17/64" drill bit to install.

Mounts between each auger flight with 4 self-tapping bolts.

Qty. used per platform:

- 18 ft. and less 4 pc.
- 20 ft. 6 pc.
- 25 ft. 8 pc.
- 30 ft. 10 pc.



Case-IH 1010, 1020, 2010, 2020.
Gleaner Series 3, 300, 400, 500, 700, 800, 7000, 8000, 8200.
John Deere 200, 900.
MF 7000, 8000, 8200, 9800, 9850.
NH 970, 971, 972, 973, 71C, 72C, 73C, 74C.

Order No.	Description	
GG2	Grain Grabber 2.	31.95 ea.
DB1764	17/64" drill bit.	5.49 ea.

CROSS AUGER INSPECTION HOLE COVER



Mounting hardware included.

Order No.	Description - Fits Models	Replaces Case-IH No.	
SH87450	6 bolt cover. 1010, 1020 center (2 or 4 used).	184505C1, 87450151	31.95 ea.
SH87017	2 bolt cover. 1010, 1020 outer used on full finger augers; 2010, 2020, 3020.	87017844	26.95 ea.

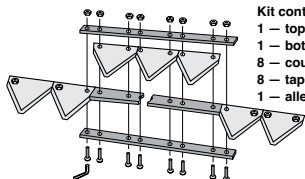
Poly Auger Trough Liner Kits for 1020, 2020 Flex Platforms



- 1/4" thick UHMW poly material covers the full length under the auger.
- Simply drill and rivet into place.
- Red in color.

Order No.	Fits Models - Series	Head Width	
83720	1020	15 ft.	489.00 kit
83721	1020	16-1/2 ft., 17-1/2 ft., 20 ft.	576.00 kit
83722	1020	22-1/2 ft.	730.00 kit
83723	1020	25 ft.	785.00 kit
83724	1020	30 ft.	955.00 kit
83729	2020	20 ft.	576.00 kit
83730	2020	25 ft.	785.00 kit
83731	2020	30 ft.	955.00 kit
83732	2020	35 ft.	1055.00 kit

Lickity-Split™ Knifeback Repair Kits



- Kit contains:
- 1 - top splice bar
 - 1 - bottom splice bar
 - 8 - countersunk bolts
 - 8 - tapered locknuts
 - 1 - allen wrench

Order No.	Description	
711012	2" hole spacing Lickity-Split™ repair kit.	29.95 kit
711010	2-1/16" hole spacing Lickity-Split™ repair kit.	29.95 kit
904550	Lickity-Split™ hardware kit, includes 8-No. 12 x 13/16" bolts, 8-locknuts and allen wrench.	4.25 kit
C83-1600	1" hole spacing splice repair kit, for John Deere 600, 700, 900D, HDF, HDR, RDF series.	29.95 kit

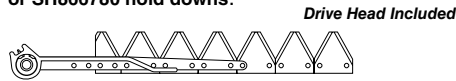
Case-IH Platforms - Shoup Parts For (Cont.)

BOLT-ON SICKLE ASSEMBLIES

Split knife back for convenient transport.

820 with BT826720 section

Bolt-on sickles require SH130780 or SH866780 hold downs.



Order No.

- LSIH13
- LSIH15
- LSIH165
- LSIH175
- LSIH20
- LSIH225

BT826720
10 teeth/in.



Length

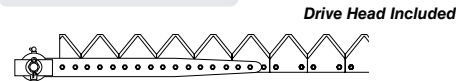
- 13 ft.
- 15 ft.
- 16-1/2 ft.
- 17-1/2 ft.
- 20 ft.
- 22-1/2 ft.

No. of Sections

- 50
- 58
- 64
- 68
- 78
- 88

- 423.10 ea.
- 490.70 ea.
- 514.75 ea.
- 531.80 ea.
- 597.60 ea.
- 640.35 ea.

1010, 1020 with 3" cut



SH7500
7 teeth/in.



BT826720
10 teeth/in.



Order No. w/SH7500

- LSCN15
- LSCN165
- LSCN175
- LSCN20
- LSCN225
- LSCN25
- LSCN30

Order No. w/BT826720

- LSCI15
- LSCI165
- LSCI175
- LSCI20
- LSCI225
- LSCI25
- LSCI30

Length

- 15 ft.
- 16-1/2 ft.
- 17-1/2 ft.
- 20 ft.
- 22-1/2 ft.
- 25 ft.
- 30 ft.

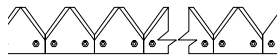
No. of Sections

- 59
- 65
- 69
- 79
- 89
- 99
- 119

- 449.55 ea.
- 491.15 ea.
- 500.90 ea.
- 550.95 ea.
- 609.40 ea.
- 621.85 ea.
- 733.10 ea.

2020 & 74C Double Drive 3" cut and BT826720 sections

Sickle sections with 10 teeth/in. Sold less drive heads. Includes (1) left and (1) right sickle.



Order No.

- SH86900
- SH86910
- SH86977

- 20 ft.
- 25 ft.
- 30 ft.

- 79
- 99
- 119

- 410.50 ea.
- 491.50 ea.
- 723.75 ea.

Years Built 2003-2006

PIN to CBJ021300 or starting HAJ
PIN to PNL018300 or starting HAJ

2020 74C

Years Built 2006-2010

PIN CBJ021301 & up or starting Y9ZL or YAZL
PIN PNL018301 & up or starting Y9ZL or YAZL

Order No.

- SH84303
- SH87630

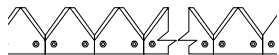
- 30 ft.
- 35 ft.

- 119
- 141

- 711.95 ea.
- 780.50 ea.

3020 & 740CF 3" cut and SH87905 sections

Sickle sections with 7 teeth/in. Sold less drive heads



Single Drive Assemblies

- SH94670
- SH94668
- SH94666
- SH94664

- 20 ft.
- 25 ft.
- 30 ft.
- 35 ft.



- 80
- 100
- 120
- 140

No. of Sections

- 448.00 ea.
- 579.50 ea.
- 655.50 ea.
- 776.50 ea.

Double Drive Assemblies - includes (1) left and (1) right sickle

- SH94677
- SH94678

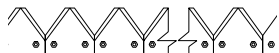
- 30 ft.
- 35 ft.

- 120
- 140

- 670.75 ea.
- 839.25 ea.

3152, 3162, 840CD, 880CF 3" cut and SH87905 sections

Sickle sections with 7 teeth/in. Sold less drive heads



Double Drive Assemblies - includes (1) left and (1) right sickle

- SH316225
- SH316230
- SH416235
- SH416240
- SH416245

- 25 ft.
- 30 ft.
- 35 ft.
- 40 ft.
- 45 ft.

- 104
- 124
- 144
- 164
- 184

- 609.90 ea.
- 684.60 ea.
- 872.75 ea.
- 939.95 ea.
- 1008.95 ea.

3" CUTTERBAR KITS

Rebuild a 3" cutting system or convert a 1-1/2" cut to a 3" system.



Kits include guards, sickle with bolt-on sections, drive head, steel hold downs, hardware.

820 Series with SH270 guards BT826720 sections 10 teeth/in.			1010, 1020 Series with SH273 single heat treat guards choose from sections:				1010, 1020 Series with SH373 double heat treat guards choose from sections:			
Width	Order No.	Price/Kit	BT826720 Order No.	10 teeth/in. Price/Kit	SH7500 Order No.	7 teeth/in. Price/Kit	BT826720 Order No.	10 teeth/in. Price/Kit	SH7500 Order No.	7 teeth/in. Price/Kit
13'	70130	827.45	—	—	—	—	—	—	—	—
15'	70150	957.20	73150	999.95	77150	999.95	75150	1042.30	78150	1042.30
16.5'	70165	1028.50	73165	1066.40	77165	1066.40	75165	1111.80	78165	1111.80
17.5'	70175	1076.30	73175	1113.40	77175	1113.40	75175	1161.95	78175	1161.95
20'	70200	1226.70	73200	1268.25	77200	1268.25	75200	1324.10	78200	1324.10
22.5'	70225	1348.95	73225	1384.25	77225	1384.25	75225	1429.10	78225	1429.10
25'	—	—	73250	1503.60	77250	1503.60	75250	1574.60	78250	1574.60
30'	—	—	73300	1775.20	77300	1775.20	75300	1861.25	78300	1861.25

Case-IH Platforms - Shoup Parts For (Cont.)

**3" CUTTERBAR KITS for Case-IH 2020;
New Holland 74C with double drive sickles**



Kits include guards, left & right sickles with BT826720 (10 teeth/in.) bolt-on sections, drive heads, adjustable hold downs, hardware.

2020 to PIN CBJ020000; 74C to PIN PNL017000; 2020, 74C PIN's that start with HAJ.				2020 PIN CBJ020001 to CBJ021300; 74C PIN PNL017001 to PNL018300.			2020 PIN CBJ021301 & up; 74C PIN PNL018301 & up; 2020, 74C PIN's that start with Y9ZL or YAZL.		
Width	Order No.	Guard	Price/Kit	Order No.	Guard	Price/Kit	Order No.	Guard	Price/Kit
20'	74120	SH215	1387.60	74220	SH373	1407.90	—	—	—
25'	74125	SH215	1640.95	74225	SH373	1721.85	—	—	—
30'	74130	SH215	2049.35	74230	SH373	2096.30	74330	SH373	2093.25
35'	—	—	—	—	—	—	74335	SH373	2362.95

**3" CUTTERBAR KITS for
Case-IH 3020, 3152, 3162;
New Holland 740CF, 840CD, 880CF.**

3152, 3162, 840CD, 880CF

Kits include: SH973 guards, sickles with SH87905 (7 teeth/in.) bolt-on sections, adjustable hold downs, hardware.

Drive head not included.

Width	Drive Style	Order No.	Price/Kit
30'	double drive	74730	2089.90
35'	double drive	74735	2450.95
40'	double drive	74740	2751.90
45'	double drive	74745	3030.60

3020, 740CF

Width	Drive Style	Order No.	Price/Kit
20'	single drive	74520	1375.50
25'	single drive	74525	1669.60
30'	single drive	74530	1993.95
35'	single drive	74535	2333.95
30'	double drive	74630	2078.75
35'	double drive	74635	2495.60

CASE-IH 2020 and NEW HOLLAND 74C STAINLESS FLOOR SHEETS

2020 Early 2003-2006 PIN to CBJ021300 or PIN starting HAJ
74C Early 2003-2006 PIN to PNL018300 or PIN starting HAJ



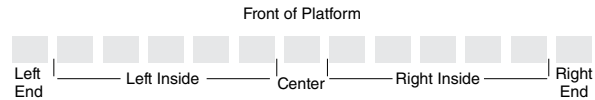
Order No.	Position	Qty. Used	20 ft.	25 ft.	30 ft.	Overall Width	Depth	Replaces OEM No.	
SH870874	Left	1	1	1	—	43-3/4"	22"	87055874	225.90 ea.
SH870870	Left	—	—	—	1	49-3/4"	22"	87055870	299.95 ea.
SH870871	Middle	5	7	7	7	31-1/2"	22"	87055871	205.80 ea.
SH870873	Right	1	1	—	—	40-3/4"	22"	87055873	229.80 ea.
SH870869	Right	—	—	—	1	46-3/4"	22"	87055869	256.50 ea.
SH870872	Intermediate	—	—	—	2	25-1/2"	22"	87055872	163.50 ea.
HDW825	Hardware kit for 20 ft. and 25 ft. platforms; early 2020 and 74C.								65.00 kit
HDW830	Hardware kit for 30 ft. platforms; early 2020 and 74C.								69.00 kit

2020 Late 2006-2010 PIN CBJ021301 & up or PIN starting Y9ZL or YAZL
74C Late 2006-2010 PIN PNL018301 & up or PIN starting Y9ZL or YAZL



Order No.	Position	Qty. Used	20 ft.	25 ft.	30 ft.	35 ft.	Overall Width	Depth	Replaces OEM No.	
SH875019	Left	1	1	—	—	—	42-5/16"	19-1/4"	87535019	195.00 ea.
SH870952	Left	—	—	—	1	1	45-1/4"	19-1/4"	87051952	217.95 ea.
SH870242	Middle	5	7	7	11	11	31-1/2"	19-1/4"	87045242	145.75 ea.
SH875020	Right	1	1	—	—	—	42-5/16"	19-1/4"	87535020	195.00 ea.
SH870951	Right	—	—	—	1	1	45-1/4"	19-1/4"	87051951	217.95 ea.
SH873796	Intermediate	—	—	—	2	—	28-1/2"	19-1/4"	87397796	145.75 ea.
HDW925	Hardware kit for 20 ft. and 25 ft. platforms; late 2020 and 74C.								49.95 kit	
HDW935	Hardware kit for 30 ft. and 35 ft. platforms; late 2020 and 74C.								75.00 kit	

**CASE-IH 3020 and NEW HOLLAND 740CF
STAINLESS FLOOR SHEETS**



Order No.	Position	Qty. Used	Drive Type				Drive Type		Overall Width	Replaces OEM No.	
			20 ft.	25 ft.	Single 30 ft.	Double 30 ft.	Single 35 ft.	Double 35 ft.			
SH474302	Left End	1	1	1	1	1	1	12-3/4"	47428302	78.95 ea.	
SH844763	Left Inside	9	11	14	14	16	16	12-1/2"	84401763	48.60 ea.	
SH844760	Center	1	1	1	1	1	1	14-1/2"	84401760	57.75 ea.	
SH844764	Right Inside	8	11	13	13	16	16	12-1/2"	84401764	48.60 ea.	
SH844762	Right End/Single Drive	1	1	1	—	1	—	10"	84401762	73.95 ea.	
SH474304	Right End/Double Drive	—	—	—	1	—	1	10"	47428304	73.95 ea.	
HDW3020	Hardware kit, 1 used per sheet. Includes 2 carriage bolts, washers, nuts.									.70 kit	

1020 BOTTOM FLOOR SHEETS

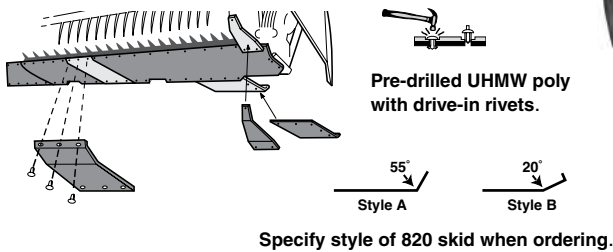
Mounting hardware
not included



Left or right determined
standing behind platform.

Order No.	Description	Overall Length	Quantity used per platform							SHOUP Savings Price
			15 ft.	16-1/2 ft.	17-1/2 ft.	20 ft.	22-1/2 ft.	25 ft.	30 ft.	
SH1313132	Left	35-5/8"	1	—	—	—	—	—	—	213.85 ea.
SH1326814	Left	44-5/8"	—	1	—	—	—	—	—	257.35 ea.
SH1313133	Left	50-5/8"	—	—	1	—	—	—	—	267.90 ea.
SH1313134	Left	65-5/8"	—	—	—	1	—	—	—	332.60 ea.
SH1313135	Left	80-5/8"	—	—	—	—	1	—	—	390.85 ea.
SH1313136	Left	95-5/8"	—	—	—	—	—	1	—	438.95 ea.
SH1313137	Left	125-5/8"	—	—	—	—	—	—	1	547.40 ea.
SH1313156	Center	109"	1	1	1	1	1	1	1	499.95 ea.
SH1313138	Right	35-5/8"	1	—	—	—	—	—	—	213.85 ea.
SH1326815	Right	44-5/8"	—	1	—	—	—	—	—	257.35 ea.
SH1313139	Right	50-5/8"	—	—	1	—	—	—	—	267.90 ea.
SH1313140	Right	65-5/8"	—	—	—	1	—	—	—	332.60 ea.
SH1313141	Right	80-5/8"	—	—	—	—	1	—	—	390.85 ea.
SH1313142	Right	95-5/8"	—	—	—	—	—	1	—	438.95 ea.
SH1313143	Right	125-5/8"	—	—	—	—	—	—	1	547.40 ea.
SH1307581	Lower Retaining Clip; includes hardware to fasten back of sheet.									4.95 ea.
SH1313160	Top Retaining Clip.									4.25 ea.

POLY SKID PLATE KITS



1020 and 3020 poly design conforms to steel shoes.
UHMW poly is pre-drilled with drive-in rivets included.

**CASE-IH 2020, 3020, 3152, 3162;
NEW HOLLAND 740CF, 840CD, 880CF**

Case-IH 820, 1020

Order No.	Model	Size	SHOUP Savings Price
SSIH225	820	22-1/2 ft.	687.45
SSIH220	820	20 ft.	610.50
SSIH218	820	16-1/2 ft., 17-1/2 ft.	558.70
SSIH215	820	15 ft.	533.35
SSIH213	820	13 ft.	458.25
SSIH1030	1020	30 ft.	835.75
SSIH1025	1020	25 ft.	751.45
SSIH10225	1020	22-1/2 ft.	663.80
SSIH1020	1020	20 ft.	619.45
SSIH10175	1020	16-1/2 ft., 17-1/2 ft.	546.10
SSIH1015	1020	15 ft.	479.50

1020 kits do not include Case-IH No 394675A1 left side stabilizer cover (formed angle) used on platforms built 2000 & after.

Order No.	Fits Model	Size	SHOUP Savings Price
Platform PIN (Parts Identification Number) required to order 2020 poly.			
SSNH635	2020	35 ft.	1252.10
SSCNH30	2020	30 ft.	1101.95
SSCNH25	2020	25 ft.	933.45
SSCNH20	2020	20 ft.	742.20
SSCNH3035	3020, 740CF single drive	35 ft.	903.75
SSCNH3030	3020, 740CF single drive	30 ft.	797.65
SSCNH3025	3020, 740CF single drive	25 ft.	677.90
SSCNH3020	3020, 740CF single drive	20 ft.	558.20
SSCNH3135	3020, 740CF double drive	35 ft.	928.45
SSCNH3130	3020, 740CF double drive	30 ft.	822.45
SSCNH4045	3152, 3162, 840CD, 880CF	45 ft.	1169.60
SSCNH4040	3152, 3162, 840CD, 880CF	40 ft.	1051.25
SSCNH4035	3152, 3162, 840CD, 880CF	35 ft.	932.85
SSCNH4030	3152, 3162, 840CD, 880CF	30 ft.	814.65

Accessories

R1430	Hammer Rivet Tool for drive-in rivets.	26.95 ea.
CDB14	Cobalt Drill Bit, 1/4".	6.95 ea.
CDB932	Cobalt Drill Bit, 9/32".	6.75 ea.

SICKLE



Order No.
R3030

SHOUP Savings Price
129.95 ea.

Parts for Smith and SV Tools

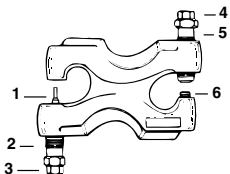


Diagram No.	Order No.	Description	Price
1	920117	Punch	11.95 ea.
2	920115	Punch Sleeve	17.25 ea.
3	920116	Punch Screw	11.95 ea.
4	920113	Riveter Screw	14.95 ea.
5	920114	Riveter Sleeve	14.95 ea.
6	920276	Reversible Anvil	10.50 ea.

Used only on Model R3030

SHOUP® Replacement Cutting Parts for MacDon and Case-IH/New Holland Platforms mfd'd. by MacDon



Order No.	Description - Fits Models	Replaces OEM No.	SHOUP Savings Price
Sections - Width 3", length 3-1/4", hole spacing 2-1/8".		For replacement reel tines see pg. 282.	
SH44390	14 teeth/in., black.	MacDon 960, 962, 963, 972, 973, 974, D50, D60, D65, D125, D130, D135, D140, D145, FD70, FD75, FD125,	279642 1.45 ea.
SH202053	7 teeth/in., black.	FD130, FD135, FD140, FD145. Case-IH 1042, 1052, 2042, 2052, 2062, 2142, 2152, 2162. New Holland 84C, 86C.	158516 1.45 ea.
SH174854	Half section, black.		174854 3.99 ea.
SH102876	Bar reinforcement clip.		102876 .80 ea.



Ribbed Bolts and Locknuts for SH44390, SH202053, SH174854.			
904500	Bolt w/Locknut, 5/8". Box of 50.	10.95 pkg.	904504 Bolt w/Locknut, 1-1/4". Box of 25. 10.95 pkg.
904501	Bolt w/Locknut, 1". Box of 25.	9.95 pkg.	904502 Locknuts only. Box of 100. 12.75 pkg.



Overlap Section Kits 4 top-countersunk, 2 bottom-countersunk, 1 spacer, 14 bolts, locknuts.			
SH207444	14 teeth/in., black.	Macdon D50, D60, D65, D140, D145, FD70, FD75, FD140, FD145.	31.95 kit
SH207446	7 teeth/in., black.	Case-IH 2142, 2152, 2162. New Holland 86C.	31.95 kit




Guards for MacDon 960, 962, 963, 972, 973, 974, D50, D60, D65, D125, D130, D135, D140, D145, FD70, FD75, FD130, FD135, FD140, FD145. Case-IH 1042, 1052, 2042, 2052, 2062, 2142, 2152, 2162. New Holland 84C, 86C.			
MacDon FD2 series see pgs. 255-256. Case-IH 3152, 3162; New Holland 740CF, 840CD, 880CF see pgs. 248-253.			
SH344	Double Prong Guard, double heat treat.		118344, 47687886 13.89 ea.
SH345	Drive Head Guard, 2 to 4 used.		118345, 47709127 15.29 ea.
SH250	Stub Guard, optional. Not for use at drive head.	MacDon 972, 973, D50, D60, D65, D125, D130, D135, D140, D145, FD70, FD75, FD125, FD130, FD135, FD140. Case-IH 2142, 2152, 2162. New Holland 86C.	118346 11.25 ea.
SH301	End Guard, Left.	MacDon 972, 973, 974, D50, D60, D65, FD70, FD75, FD130, FD135, FD140, FD145. Case-IH 1052, 2052, 2062, 2142, 2152, 2162. New Holland 84C, 86C.	118301, 47709129 15.75 ea.
SH302	End Guard, Right.		118302, 47709128 15.75 ea.
SH433	Bottom Overlap, Center.	MacDon D50, D60, D65, D140, D145, FD70, FD75, FD140, FD145. Case-IH 2142, 2152, 2162. New Holland 86C.	124338, 47709132 21.95 ea.
SH434	Top Overlap, Center.		124344, 47709134 18.95 ea.



Guard Bolts for platforms built 2005 and prior.		Guard Bolts for platforms built 2006 and after.	
C76112	Carriage Bolt, 7/16" x 1-1/2". .80 ea.	SH20558	Special Bolt, 7/16" x 1-1/2". 1.89 ea.
C76134	Carriage Bolt, 7/16" x 1-3/4". .82 ea.	SH20639	Special Bolt, 7/16" x 1-3/4". 3.29 ea.
C76200	Carriage Bolt, 7/16" x 2". .85 ea.	HN716	7/16" Hex Nut. .15 ea.
HN716	7/16" Hex Nut. .15 ea.	Year built located on s/n plate.	



Hold Down Clip for MacDon 960, 962, 963, 972, 973, 974, D50, D60, D65, D125, D130, D135, D140, D145, FD70, FD75, FD130, FD135, FD140, FD145. Case-IH 1042, 1052, 2042, 2052, 2062, 2142, 2152, 2162. New Holland 84C, 86C.			
SH118160	Adjustable Hold Down.		5.95 ea.
711011	Knifeback Repair Splice Kit for sickles with 2-1/8" hole spacing.		29.95 kit



Drive Heads and Pin — for single or double drive, 25 ft. and smaller.			
SH120832	Drive Head, Straight.	MacDon 972, D50, D60, D65, D125, FD70, FD125. Case-IH 1052, 2142, 2152, 2162.	120832, 87561117 119.95 ea.
SH153812	Drive Head, Left 10° angle.	MacDon 973. Case-IH 2052, 2062.	153812, 87408818 131.95 ea.
SH113229	Drive Head Pin; for SH120832 and SH153812.		113229, 345893A1 33.95 ea.



Drive Heads and Pin — for single or double drive, 30 ft. and larger.			
SH132896	Drive Head, Left 5° angle.	MacDon D50, D60, D65, D130, D135, D140, D145, FD70, FD75, FD130, FD135, FD140, FD145. Case-IH 2142, 2152, 2162. New Holland 86C.	132896, 87561157 131.95 ea.
SH132897	Drive Head, Right 5° angle.		132897, 87561158 131.95 ea.
SH153812	Drive Head, Left 10° angle.	MacDon 972 s/n 153178 & up; 973, 974. Case-IH 2052, 2062.	153812, 87408818 131.95 ea.
SH120832	Drive Head, Straight.	MacDon 962, 963; 972 to s/n 153177. Case-IH 1042, 1052, 2042.	120832, 87561117 119.95 ea.
SH113229	Drive Head Pin; for SH132896, SH132897, SH153812, SH120832.		113229, 345893A1 33.95 ea.



SH113230	Bearing Kit for drive head. Includes needle bearing, seal, o-ring.	MacDon 962, 963, 972, 973, 974, D50, D60, D65, D125, D130, D135, D140, D145, FD70, FD75, FD125, FD130, FD135, FD140, FD145. Case-IH 1052, 2052, 2062, 2142, 2152, 2162. New Holland 86C.	21.95 kit
----------	--	--	-----------



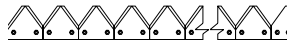
Belts for Wobble Box Drive			
B03420	Belt; Single Drive.	MacDon 962, 963, 973, 974. Case-IH 1042, 1052, 2042, 2052, 2062. New Holland 84C.	84214742 89.95 ea.
B00642	Belt; Single or Double Drive. 7/8" wide single v-belt.	MacDon D50, D60, D65, FD70, FD75, FD130, FD135, FD140, FD145. Case-IH 2142, 2152, 2162. New Holland 82C, 83C, 86C.	87566356 74.95 ea.

MacDon Platforms - Shoup Parts For (Cont.)

Single Drive Sickles

MacDon 960, 962, 963, 972, 973, 974, D50, D60, D65, D125, D130, D135, D140, FD70, FD75, FD125, FD130, FD135, FD140. **Case-IH** 1042, 1052, 2042, 2052, 2062, 2142, 2152, 2162. **New Holland** 84C, 86C.

SH202053 sections with 7 teeth/in. Sold less drive head.

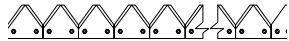


Order No.	Length	No. of Sections	Price/Kit	Order No.	Length	No. of Sections	Price/Kit
MD1251	25 ft.	99	482.65 ea.	MD1361	36 ft.	143	709.40 ea.
MD1301	30 ft.	119	588.40 ea.	MD1401	40 ft.	153	774.40 ea.
MD1351	35 ft.	139	648.00 ea.	—	—	—	—

Double Drive Sickles

MacDon D50, D60, D65, D140, D145, FD70, FD75, FD140, FD145. **Case-IH** 2142, 2152, 2162. **New Holland** 86C.

SH202053 sections with 7 teeth/in. Sold less drive head. Includes (1) left and (1) right sickle.



Order No.	Length	No. of Sections	Price/Kit	Order No.	Length	No. of Sections	Price/Kit
MD2251	25 ft.	99	558.75 ea.	MD2401	40 ft.	159	904.75 ea.
MD2301	30 ft.	119	627.25 ea.	MD2451	45 ft.	179	923.25 ea.
MD2351	35 ft.	139	702.50 ea.	—	—	—	—

Single Drive 3" Cutterbar Kits

Rebuild a 3" cutting system.

MacDon 972, 973, 974, D50, D60, D65, D125, D130, D135, D140, FD70, FD75, FD125, FD130, FD135, FD140.

Case-IH 1052, 2052, 2062, 2142, 2152, 2162. **New Holland** 84C, 86C.



Kits include SH344 guards, sickle with bolt-on SH202053 sections, one adjustable hold down per foot. Mounting hardware and drive head not included, see pg. 254

MacDon 960.

MacDon 962, 963. **Case-IH** 1042, 2042.

Width	Order No.	Price/Kit	Width	Order No.	Price/Kit	Width	Order No.	Price/Kit
25 ft.	62570	1315.70 kit	25 ft.	62560	1312.30 kit	—	—	—
30 ft.	63070	1586.35 kit	30 ft.	63060	1581.75 kit	30 ft.	63062	1596.60 kit
35 ft.	63570	1802.25 kit	—	—	—	—	—	—
36 ft.	63670	1899.20 kit	36 ft.	63660	1901.50 kit	36 ft.	63662	1916.40 kit
40 ft.	64070	2103.75 kit	—	—	—	—	—	—

Double Drive 3" Cutterbar Kits

Rebuild a 3" cutting system.

Mounting hardware and drive head not included, see pg. 254



Kits include SH344 guards, sickle with bolt-on SH202053 sections, one adjustable hold down per foot.

MacDon D50, D60, D65, D140, D145, FD70, FD75, FD140, FD145. **Case-IH** 2142, 2152, 2162. **New Holland** 86C.

Width	Order No.	Price/Kit	Width	Order No.	Price/Kit
30 ft.	63075	1637.75 kit	40 ft.	64075	2180.15 kit
35 ft.	63575	1878.80 kit	45 ft.	64575	2431.40 kit

Poly Skid Plates

Order No.	Description - Fits Models	Length	Width	Replaces OEM No.	SHOUP Savings Price
SH22723	MacDon D50, D60, D65, D125, D130, D135, D140, D145, FD70, FD75, FD125, FD130, FD135, FD140, FD145. Case-IH 2142, 2152, 2162. New Holland 83C, 86C.				
SH22723	Cutterbar Poly Skid. Mounts with cutterbar guard bolts.	6-1/2"	6"	129297, 87532221	10.50 ea.
SH42054	LH Poly End Shoe with mounting hardware.	15"	11"	165188, 87561540	61.25 ea.
SH42055	RH Poly End Shoe with mounting hardware.	15"	11"	165386, 87561542	61.25 ea.
SH42053	Inner Poly Shoe with mounting hardware. Platforms with steel shoes. Macdon D50, D60, D65, FD70; Case-IH 2142, 2152, 2162; New Holland 83C, 86C.	14"	16"	165208, 87561539	63.50 ea.
SH42061	Center Transition Poly Shoe with mounting hardware.	7"	19"	151551, 87597512	45.25 ea.
SH22723	MacDon 973, 974; Case-IH 2042, 2052, 2062; New Holland 84C. Platforms built 2006 & after.				
SH22723	Cutterbar Poly Skid. Mounts with cutterbar guard bolts.	6-1/2"	6"	129297, 87532221	10.50 ea.














Replacement Parts for MacDon FD225, FD230, FD235, FD240, FD241, FD245, FD250.

Order No.	Description - Fits Models	Replaces OEM No.	SHOUP Savings Price
Sections - Width 3", length 3-3/4", hole spacing 2-1/8".			
SH286461	7 teeth/in., black.	286461	2.29 ea.
Ribbed Bolts and Locknuts for SH286461			
SH286475	Bolts w/Locknuts, 6mm x 18mm. Box of 50.	286475	22.95 ea.
SH286476	Bolts w/Locknuts, 6mm x 22mm. Box of 25.	286476	19.95 ea.
SH286477	Bolts w/Locknuts, 6mm x 29mm. Box of 25.	286477	20.95 ea.



Replacement Parts for MacDon FD225, FD230, FD235, FD240, FD241, FD245, FD250 (cont.)

	Order No.	Description - Fits Models	Replaces OEM No.	SHOUP Savings Price	
          		Guards - Double Heat Treat			
	SH315	Double Prong Guard.	286315	14.95 ea.	
	SH316	Drive Head Guard. 3 used single drive; 6 used double drive.	286316	15.75 ea.	
	SH319	End Stub Guard. (1) LH single drive; (2) LH & RH double drive.	286319	11.95 ea.	
	SH318	End Stub Guard. (1) RH single drive.	286318	12.75 ea.	
		Guards require special shoulder bolt unavailable from SHOUP®.			
	SH331	Hold Down for End Guards SH318, SH319. Use with (2) SH136005 bolts.	286331	12.95 ea.	
	SH317	Bottom Overlap, Center. 1 used.	286317	16.50 ea.	
	SH332	Top Overlap, Center. 1 used. Use with (3) SH136005 bolts.	286332	15.90 ea.	
	SH136005	Adjustment Bolt for SH331, SH332, SH632.	136005	.60 ea.	
	Hold Down Clip				
SH632	Adjustable Hold Down. Use with (1) SH136005 bolt.	286329	5.95 ea.		
	Drive Head Pin and Bearings				
SH113229	Drive Head Pin.	113229	33.95 ea.		
SH113230	Bearing Kit.		21.95 ea.		

Draper Head Bearings

	Order No.	Outer Race O.D.	Style	Inner Race I.D.	Style	Replaces OEM No.	SHOUP Savings Price
Replacements for John Deere							
	SH60068	1.85"	Flat	.695"	Hex	AXE50068, AXE10322	23.95 ea.
	BH10338	2.44"	Flat	1.000"	Hex	JD9338	26.25 ea.
	SH61879	2.84"	Curved	1.380"	Round	AXE51879	39.95 ea.
	SH95240	3.15"	Flat	1.530"	Round	JD8524	18.95 ea.
Replacements for Case-IH - MacDon - New Holland							
	SH40084	2.05"	Flat	.984"	Round	84330084, 101026	11.95 ea.
	SH53200	2.05"	Flat	.984"	Round	28043200, 118185	15.95 ea.
	SH79437	2.05"	Flat	.984"	Round	84569437	14.95 ea.
	SH76352	2.44"	Curved	1.190"	Round	557116R91, 21859	23.95 ea.
	SH63265	2.44"	Curved	1.190"	Round	63265	15.50 ea.
	SH34933	1.85"	Curved	.787"	Round	824933C91, 30550	17.75 ea.
	SH32607	2.05"	Flat	.984"	Round	87560474, 132607	16.75 ea.
	SH03745	2.05"	Flat	.984"	Round	87493745	29.95 ea.
	SH98095	2.05"	Flat	.984"	Round	84188095, 21062	13.95 ea.
	SH65960	1.85"	Flat	.787"	Round	6596	10.95 ea.

Draper Head Bearing Applications

Fits Models	Center Feed Belt		Drive Roller		Tension Roller	
	Front	(Qty. Used) Rear	Front	(Qty. Used) Rear	Front/Rear	(Qty. Used)
John Deere						
625D, 630D, 635D, 640D, 725D, 730D, 735D, 740D, 925D, 930D, 936D	SH60068 (2)	BH10338 (1)	BH10338 (1)	—	SH60068 (2)	
630FD to s/n 784999	SH60068 (2)	BH10338 (1)	BH10338 (1)	—	SH60068 (2)	
630FD s/n 785000 & up, 730FD	SH60068 (2)	SH61879 (2)	BH10338 (1)	—	SH60068 (2)	
635FD, 640FD to s/n 784999	SH60068 (2)	BH10338 (1)	SH60068 (1)	SH95240 (1)	SH60068 (2)	
635FD, 640FD s/n 785000 & up; 645FD, 735FD, 740FD, 745FD	SH60068 (2)	SH61879 (2)	SH60068 (1)	SH95240 (1)	SH60068 (2)	
Case-IH - MacDon - New Holland						
960 to s/n 82285	*** (2)	*** (1)	SH34933 (1)	—	*** (2)	
1042, 2042; 960 s/n 82886 & up, 962, 963	SH40084 (2)	SH76352 (1)	SH34933 (1)	—	SH98095 (2)	
1052, 2052, 2062, 84C, 972, 973, 974	SH40084 (2)	SH76352 (1)	SH53200 (1)	—	SH53200 (2)	
2142, 2152, 2162, 82C, 83C, 86C, D50, D60, D65, FD70, FD75	SH53200 (2)	SH76352 (1)	SH32607 (1)	—	SH32607 (2)	
3152, 3162, 840CD, 880CF	SH79437 (4)	SH63265 (3)	SH03745 (1)	—	SH03745 (2)	
FD130, FD135, FD140, FD145	SH53200 (2)	—	SH32607 (1)	—	SH32607 (4)	



SHOUP® Replacement Header Draper Belts

Belts include a connector with hardware.



- 100% polyester filament fabric construction. Filament is far superior to spun fabric with significant advantages in puncture resistance and tensile/tear strength.
- A teardrop shaped fiberglass reinforcement rod is molded inside the cleat to increase stiffness and makes a much stronger belt in the cross direction.
- A friction coat on the belt underside reduces weight and drag while a skim coat on the topside provides optimum protection.

Order No.	Fits Models	Header Width	Where Used	Belt Dimensions	Replaces OEM No.	SHOUP Savings Price	
AGCO-GLEANER - MASSEY FERGUSON - CHALLENGER HEADER DRAPERS							
SH714146		25'	Left or Right	41" x 243.7"	71483146	825.00 ea.	
SH714144	AGCO-Gleaner 9250, 9255; Massey Ferguson 9250, 9255; Challenger FDH, 9255	30'	Left or Right	41" x 303.7"	71483144	1025.00 ea.	
SH714142		35'	Left or Right	41" x 363.7"	71483142	1175.00 ea.	
SH714140		40'	Left or Right	41" x 423.7"	71483140	1349.00 ea.	
SH714887			Center	51" x 63"	71413887	529.00 ea.	
CASE-IH - NEW HOLLAND - MACDON HEADER DRAPERS							
SH272193	2152, 2162, 83C, 86C, D60, D65	20'	Left or Right	41.6" x 158"	51471843, 172193	375.00 ea.	
SH272194	2142, 2152, 2162, 83C, 86C, D50, D60, D65	25'	Left or Right	41.6" x 217"	47767475, 172194	695.00 ea.	
SH272195	2142, 2152, 2162, 82C, 83C, 86C, D50, D60, D65, FD70, FD75, FD130, FD135	30'	Left or Right	41.6" x 277"	47489938, 172195	899.00 ea.	
SH272196		35'	Left or Right	41.6" x 337"	84399891, 172196	1025.00 ea.	
SH272197	2152, 2162, 83C, 86C, D60, D65, FD70, FD75, FD140, FD145	40'	Left or Right	41.6" x 397"	47679353, 220639	1199.00 ea.	
SH272198		45'	Left or Right	41.6" x 457"	84399888, 220640	1349.00 ea.	
SH233131	2142, 2152, 2162, 82C, 83C, 86C, D50, D60, D65, FD70, FD75, FD130, FD135, FD140, FD145		Center	78.5" x 63.5"	87560973, 133131	619.00 ea.	
SH271565		30'	Left or Right	41.6" x 267"	47371565, 84307562	859.00 ea.	
SH271567	3152, 3162, 840CD, 880CF	35'	Left or Right	41.6" x 327"	47371567, 87753629	1049.00 ea.	
SH287818		40'	Left or Right	41.6" x 387"	84487818, 87478999	1149.00 ea.	
SH271571		45'	Left or Right	41.6" x 447"	47371571, 87753630	1169.00 ea.	
SH235660	3152, 840CD	25', 30', 35', 40'	Center	42" x 50.24"	47932836	299.00 ea.	
SH235658	3162, 880CF	30', 35', 40', 45'	Center	42" x 60.24"	47435658, 47932768	339.00 ea.	
SH249518	1042, 2042; 960 (1995-2000), 962, 963	Double Delivery	30'	Left	41.6" x 298"	338629A1, 49518	875.00 ea.
SH249519			30'	Right	41.6" x 345"	338630A1, 49519	1029.00 ea.
SH249507			36'	Left	41.6" x 370"	338633A1, 49507	1075.00 ea.
SH249521			36'	Right	41.6" x 417"	338635A1, 49521	1275.00 ea.
SH200438		25'	Left or Right	41.6" x 249"	346018A1, 100438	789.00 ea.	
SH201912		30'	Left or Right	41.6" x 309"	346022A1, 101912	899.00 ea.	
SH201913	1052, 2052, 2062, 84C; 972, 973, 974 with single V-guide	Center Delivery	36'	Left	41.6" x 357"	372311A1, 101913	1049.00 ea.
SH229212			39'	Left	41.6" x 389"	87446868, 129212	1099.00 ea.
SH201914			36'	Right	41.6" x 405"	372312A1, 101914	1175.00 ea.
SH229214		39'	Right	41.6" x 433"	87446870, 129214	1195.00 ea.	
SH201671	1042, 1052, 2042, 2052, 2062, 84C, 960, 962, 963, 972, 973, 974 with 871, 872, 873, 971 Adapter		Center	38" x 97"	338361A1, 101671	429.00 ea.	
SH214267			Center	45" x 97"	430272A1, 114267	399.00 ea.	
SH201672			Center	56" x 97"	87407808, 101672	639.00 ea.	
HONEY BEE - NEW HOLLAND HEADER DRAPERS							
Draper belts for heads with center delivery only.							
SH64261		25'	Left or Right	42" x 236"	64261	629.00 ea.	
SH70362	SP25, SP30, SP36 (1999-2008); 94C to s/n 091100	30'	Left or Right	42" x 300"	70362, 84480149	739.00 ea.	
SH70363		36'	Left or Right	42" x 374"	70363, 84480154	879.00 ea.	
SH83714	SP25, SP30, SP36 (2009-2016); 94C s/n 091101 & up	with v-guide	25'	Left or Right	42" x 236"	83714	719.00 ea.
SH83718			30'	Left or Right	42" x 300"	83718, 84388971	825.00 ea.
SH83721			36'	Left or Right	42" x 374"	83721, 84480130	1049.00 ea.

Draper Belts - Shoup Parts For (Cont.)

Order No.	Fits Models	Header Width	Where Used	Belt Dimensions	Replaces OEM No.	SHOUP Savings Price	
HONEY BEE - NEW HOLLAND HEADER DRAPERS							
SH83467	SP40, SP42 (2006-2008); 94C to s/n 091100	40'	Left or Right	42" x 423"	83467, 84480164	769.00 ea.	
SH83466		42'	Left or Right	42" x 448"	83466, 84480163	799.00 ea.	
SH83724	SP40, SP42 (2009-2016); 94C s/n 091101 & up	with v-guide	40'	Left or Right	42" x 423"	83724, 84388979	1175.00 ea.
SH83725			42'	Left or Right	42" x 448"	83725, 84388981	1249.00 ea.
SH73403	SP Series (2000-2005); 94C to s/n 091100		Center	69" x 65"	73403, 86616916	549.00 ea.	
SH76236	SP Series (2006-2016); 94C s/n 091101 & up		Center	69" x 63"	76236, 87389088	549.00 ea.	
JOHN DEERE HEADER DRAPERS							
SH259533		25'	Left or Right	36" x 244"	AXE39582	659.00 ea.	
SH259534		30'	Left or Right	36" x 304"	AXE39583	789.00 ea.	
SH259535	925D, 930D, 936D	36'	Left	36" x 332"	AXE39584	899.00 ea.	
SH259536			Right	36" x 420"	AXE39585	1139.00 ea.	
SH212053			Center	60" x 63.56"	AXE12053	499.00 ea.	
SH212531		25'	Left or Right	39.5" x 237"	AXE12531	669.00 ea.	
SH214731		30'	Left or Right	39.5" x 297"	AXE14731	829.00 ea.	
SH212532	625D, 630D, 635D, 640D, 725D, 730D, 735D, 740D	35'	Left or Right	39.5" x 357"	AXE12532	999.00 ea.	
SH216051		40'	Left or Right	39.5" x 417"	AXE16051	1129.00 ea.	
SH212533			Center	55.25" x 58"	AXE12533	479.00 ea.	
SH236429		Endless	Left or Right	39.8" x 311"	AXE36429	2249.00 ea.	
SH235348	630FD, 635FD, 640FD to s/n 784999	Endless	Left or Right, Inner or Outer	39.8" x 185"	AXE35348	1525.00 ea.	
SH235348		Endless	Left or Right, Outer	39.8" x 185"	AXE35348	1525.00 ea.	
SH235349		Endless	Left or Right, Inner	39.8" x 245"	AXE35349	1699.00 ea.	
SH212572	635FD, 640FD to s/n 740834	35', 40'	Center	58.1" x 51.85"	AXE12572	509.00 ea.	
SH217364	630FD, 635FD, 640FD s/n 740835 to 784999	30', 35', 40'	Center	58.1" x 51.85"	AXE17364	729.00 ea.	
SH41445		Endless	Left or Right	39.9" x 291.4"	AXE31445	2159.00 ea.	
SH46550		Endless	Left or Right, Inner or Outer	39.9" x 176"	AXE36550	1449.00 ea.	
SH46550		Endless	Left or Right, Outer	39.9" x 176"	AXE36550	1449.00 ea.	
SH46551	630FD, 635FD, 640FD s/n 785000 & up, 645FD	Endless	Left or Right, Inner	39.9" x 235.8"	AXE36551	1799.00 ea.	
SH46551		Endless	Left or Right, Inner or Outer	39.9" x 235.8"	AXE36551	1799.00 ea.	
SH59231		Smooth Cover	Center	69.8" x 51.9"	HXE49231	789.00 ea.	
SH81261		Cleated Cover	Center	69.8" x 51.9"	AXE71261	759.00 ea.	
SH46558		Endless	Left or Right	39.9" x 180"	AXE36558	1499.00 ea.	
SH46558		Endless	Left or Right, Outer	39.9" x 180"	AXE36558	1499.00 ea.	
SH46559	730FD, 735FD, 740FD, 745FD	Endless	Left or Right, Inner	39.9" x 239.8"	AXE36559	1799.00 ea.	
SH46559		Endless	Left or Right, Inner or Outer	39.9" x 239.8"	AXE36559	1799.00 ea.	
SH81261		Cleated Cover	Center	69.8" x 51.9"	AXE71261	759.00 ea.	

Draper Belt Repair Kits

Single V-Guide with holes for connectors punched on each end. Includes 4 steel tube connectors with hardware.



Order No.	Fits Models	Dimensions	
AGCO-GLEANER - MASSEY FERGUSON - CHALLENGER			
14724	AGCO-Gleaner 9250, 9255. Massey Ferguson 9250, 9255. Challenger FDH, 9255.	41" x 34"	259.95 kit
CASE-IH - NEW HOLLAND - MACDON			
14727	3152, 3162, 840CD, 880CF.	41.6" x 34"	259.95 kit
14725	960, 962, 963, 972, 973, 974, 1042, 1052, 2042, 2052, 2062, 84C.	41.6" x 34"	259.95 kit
14726	D50, D60, D65, FD70, FD75, FD130, FD135, FD140, FD145, 2142, 2152, 2162, 82C, 83C, 86C.	41.6" x 34"	259.95 kit
JOHN DEERE			
14722	900D.	36" x 34"	259.95 kit
14723	600D, 700D.	39.5" x 34"	259.95 kit



Reel Parts see
pgs. 278-284.

SHOUP® Replacement Cutting Parts for John Deere Platforms

900D cutting parts
see pgs. 262-263.

Order No.	Description - Fits Models	Replaces JD No.	SHOUP Savings Price
JOHN DEERE 200, 900, 900F, 900R			
SECTIONS			
		Width	Length
			Hole Spacing
125893	Chrome section, 10 teeth/in.	3"	3-9/32"
			2-1/16"
			H125893
			1.89 ea.
SH136807	Chrome section, 14 teeth/in.	3"	3-9/32"
			2-1/16"
			H136807, H207929
			1.89 ea.
SH160251	Chrome section, 7 teeth/in.	3"	3-9/32"
			2-1/16"
			H160251, H207930
			1.89 ea.
SH91499	Half section, smooth.	2"	3-9/32"
			1"
			H81499, H125894
			2.99 ea.
Ribbed Bolts and Locknuts for 200, 900, 900F, 900R			
904500	Bolt w/Locknut, 5/8" long. Box of 50.		10.95 pkg.
904501	Bolt w/Locknut, 1" long. Box of 25.		9.95 pkg.
904504	Bolt w/Locknut, 1-1/4" long. Box of 25.		10.95 pkg.
904502	Locknuts only. Box of 100.		12.75 pkg.
GUARDS for 200, 900, 900F, 900R			
SH240D	Double Prong Guard; Heat Treated.		H145791
			10.49 ea.
SH355	Double Prong Guard; Double Heat Treat.		H153719, H171031
			11.99 ea.
SH340	Triple Prong Guard; Heat Treated.		H153855
			19.25 ea.
Standard Hardware		Metric Hardware	
C38114	Carriage Bolt, 3/8" x 1-1/4". .38 ea.	MCB1030	Carriage Bolt, 10mm x 30mm. .47 ea.
C38112	Carriage Bolt, 3/8" x 1-1/2". .42 ea.	MCB1040	Carriage Bolt, 10mm x 40mm. .50 ea.
FN38	Flange Nut, 3/8". .22 ea.	MFN10	Flange nut, 10mm. .30 ea.
HOLD DOWN CLIPS and WEAR PLATES for 200, 900, 900F, 900R			
SH227801	Hold Down Clip.		H127801
			4.89 ea.
HDC500	Hi-Arch Hold Down Clip. Use over drive head.		6.95 ea.
SH253157	Wear Plate. (1 per foot).		H153157
			2.79 ea.
SH47954	Wear Plate. 200 left end only.		E47954
			2.79 ea.
DRIVE COMPONENTS for 200, 900, 900F, 900R			
SH121075	Drive Head.		AH121075
			105.95 ea.
SH08780	Block for drive head.		H98780
			44.95 ea.
SH08785	Hex Bolt for SH08780. 2 used.		19H2473
			2.25 ea.
SH08790	Flat Washer for SH08785.		T29342
			1.50 ea.
SH202382	Drive Coupler Chain. 200, 900.		AN102383
			26.75 ea.
B00290	Wobble Box Drive Belt; 135-1/2" long. 200; 900 (flex), 900F.		H138762
			57.50 ea.
SH61581	Standard Wobble Box. 200 s/n 530051 & up, 900F, 900R.		AE41481
			1095.00 ea.
SH236758	Arm, Standard Wobble Box. 900F s/n 638501 & up.		H136758
			195.00 ea.
AUGER PARTS for 200, 900, 900F, 900R; 50, 50A Row Crop; 200, 900 Pickup Platforms			
SH202725	Steel Auger Finger; use with SH207066 Finger Holder.		H162662
			6.79 ea.
SH207066	Holder; use with SH202725 (steel) and P50600 (poly composite) auger fingers.		AH171884
			7.95 ea.
SH207071	Hex Bolt, Flat Washer and Locknut for SH207066.		.50 ea.
SH97044	Finger Guide Kit; includes guide, plate, (2) screws.		H87044, H87192, H86918
			5.25 kit
P90650	Poly Finger Kit, includes poly finger, guide, hardware.		15.50 kit
	P90650 kit must be used when replacing steel fingers		
P50600	Poly Finger only.		11.50 ea.
NPS102RPC	1-1/8" round bearing, finger cam shafts. 200; 900 with round bore.		JD8552
			15.25 ea.
SH156816	1-1/8" hex bearing, finger cam shafts. 900 with hex bore, 900F, 900R, 600F, 600R.		AN102010
			21.75 ea.
NPS106RPC	1-3/8" round bearing, right end of auger. 200; 900 with round bore.		JD9209
			22.25 ea.
SH47204	1-3/8" hex bearing, end of auger. Right end 900 with hex bore, 900F, 900R; left end 600F, 600R.		AE37204
			33.50 ea.
FL62MSTR	Flange Set for NPS102RPC.		4.90 set
FL72MSTR	Flange set for NPS106RPC, SH156816.		6.90 set
SH241274	Auger Drive Chain. 200, 900, 900F, 900R.		AH141274
			39.95 ea.

BOLT-ON SICKLE ASSEMBLIES


200, 900, 900F, 900R



Drive Head Included.

Split knifeback design for convenient transport.

Bolt-on sickles require SH227801 hold downs.



Fits Platform	No. of Sections	Order No. w/SH160251	Order No. w/125893	SHOUP Savings Price
213, 913	50	LSJD913	LSJD213	366.20 ea.
215	58	LSJD915	LSJD215	381.25 ea.
915, 216	62	LSJD916	LSJD216	427.30 ea.
218, 918	70	LSJD918	LSJD218	444.75 ea.
220, 920	78	LSJD920	LSJD220	507.25 ea.
222, 922	86	LSJD922	LSJD222	538.65 ea.
224, 924	94	LSJD924	LSJD224	568.35 ea.
925	100	LSJD925	LSJD225	596.90 ea.
230, 930	118	LSJD930	LSJD230	679.50 ea.

3" COMPLETE CUTTERBAR REPLACEMENT KITS

200, 900, 900F, 900R

Rebuild a 3" cutting system or convert a 1-1/2" cut to a 3" system.

Kits include guards, sickle with bolt-on sections, drive head, wear plates, hold downs, hardware.



SH240D single heat treat guards

choose from sections:

125893 10 teeth/in. SH160251 7 teeth/in.

SH355 double heat treat guards

choose from sections:

125893 10 teeth/in. SH160251 7 teeth/in.

Fits Platform	Order No.	Order No.	Price	Order No.	Order No.	Price
213, 913	29913	24913	725.90 kit	59913	55913	765.25 kit
215	29215	24215	797.25 kit	59215	55215	845.25 kit
915, 216	29916	24916	869.95 kit	59916	55916	920.90 kit
218, 918	29918	24918	955.05 kit	59918	55918	1010.50 kit
220, 920	29920	24920	1062.25 kit	59920	55920	1125.95 kit
222, 922	29922	24922	1149.25 kit	59922	55922	1220.85 kit
224, 924	29924	24924	1235.10 kit	59924	55924	1310.35 kit
925	29925	24925	1310.50 kit	59925	55925	1390.25 kit
230, 930	29930	24930	1513.50 kit	59930	55930	1610.75 kit

REPLACEMENT STAINLESS TOP SHEETS

for 200, 900, 900F Series Flex Platforms

Stainless steel conversion requires all sheets be replaced.

Left or right determined standing behind platform.



Order No.	Position	Overall Length	200 Series Quantity used per platform.							900, 900F Series Quantity used per platform.							SHOUP Savings Price	
			213	215	216	218	220	222	224	913	915	918	920	922	924	925		930
SH337719	Right	75-5/16"	1	—	—	1	—	1	—	1	1	1	—	1	—	—	—	455.00 ea.
SH337720	Left	75-5/16"	1	—	—	1	—	1	—	1	1	1	—	1	—	—	—	455.00 ea.
SH337717	Right	66-7/16"	—	1	—	—	1	—	—	—	—	1	—	—	—	—	—	429.00 ea.
SH337718	Left	66-7/16"	—	1	—	—	1	—	—	—	—	1	—	—	—	—	—	429.00 ea.
SH337721	Right	78-7/16"	—	—	1	—	—	—	1	—	—	—	—	1	1	1	—	469.00 ea.
SH337722	Left	78-7/16"	—	—	1	—	—	—	1	—	—	—	—	1	1	1	—	469.00 ea.
SH337714	Center	31-7/16"	—	—	1	2	2	1	—	—	1	2	2	1	—	2	4	179.00 ea.
SH337716	Center	43-7/16"	—	1	—	—	1	—	3	—	—	1	—	3	2	—	—	249.00 ea.
SH337715	Center	40-7/16"	—	—	—	—	—	2	—	—	—	—	—	2	—	—	2	238.00 ea.

Hardware Kits to install full set of top sheets.

HDW116	1	1	1	—	—	—	—	1	1	—	—	—	—	—	—	—	—	15.95 kit
HDW124	—	—	—	1	1	1	1	—	—	1	1	1	1	—	—	—	—	24.95 kit
HDW130	—	—	—	—	—	—	—	—	—	—	—	—	—	—	1	1	—	35.95 kit



CROSS AUGER FLOOR REPAIR PATCH — Installation requires welding.

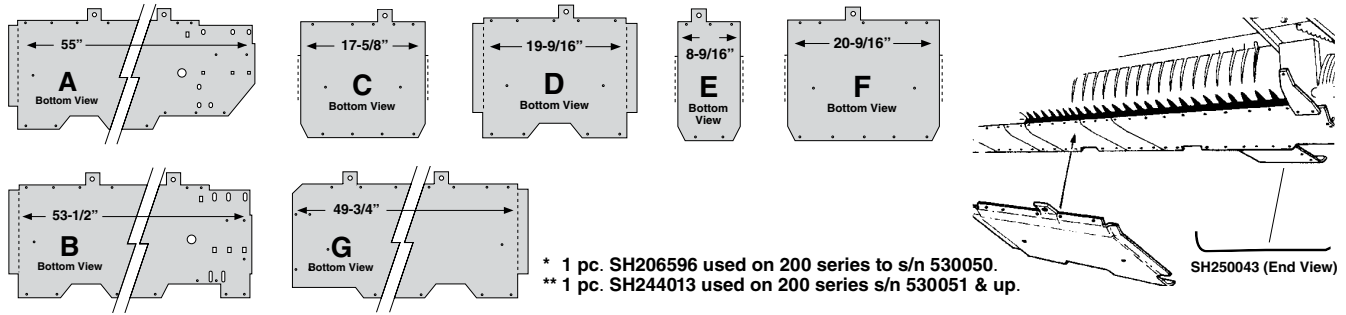
Order No.	Description - Fits Models	Replaces JD No.	Price
SH213372	Sheet Metal, 44" wide. 200, 900, 900F, 900R.	H113371	181.50 ea.
SH318792	Sheet Metal, 68-1/2" wide. 600F.	H218792	285.95 ea.



CROSS AUGER INSPECTION HOLE COVER — mounting hardware included.

Order No.	Description - Fits Models	Replaces JD No.	Price
SH97184	200 series; 900 series to s/n 635100.	H87184	35.95 ea.
SH236046	900 series s/n 635101 to 695100.	H136046	36.95 ea.
SH303897	900 series s/n 695101 & up; 600, 700 series.	H203897	29.95 ea.

METAL SKID PLATES for JD 200, 900, 900F Flex Platforms



Left or right determined standing behind platform.

200 Series
Quantity used per platform.

900, 900F Series
Quantity used per platform.



Order No.	Position																		SHOUP Savings Price	
			213	215	216	218	220	222	224	913	915	918	920	922	924	925	930			
SH206596	Left	A	*	*	*	*	*	*	*	—	—	—	—	—	—	—	—	399.00 ea.		
SH244013	Left	B	**	**	**	**	**	**	**	1	1	1	1	1	1	1	1	358.00 ea.		
SH244010	Center	C	2	—	—	2	—	4	—	2	2	2	—	4	—	—	2	124.95 ea.		
SH244012	Center	D	1	2	2	3	4	4	4	1	2	3	4	4	4	5	7	159.95 ea.		
SH244009	Center	E	—	2	1	2	4	1	—	—	1	2	4	1	—	2	4	88.95 ea.		
SH244011	Center	F	—	1	2	—	1	—	5	—	—	—	1	—	5	4	2	134.95 ea.		
SH244014	Right	G	1	1	1	1	1	1	1	1	1	1	1	1	1	1	1	276.95 ea.		
SH250043	Stabilizer (optional on some platforms)																95.90 ea.			

POLY SKID PLATES
200, 900, 900F Series Flex Platforms

For Floating Cutterbars Only.

Drive-in rivets are included.

Pre-drilled 1/4" thick virgin yellow UHMW.



Complete Poly Skid Kits

Order No.	Model	Size	SHOUP Savings Price
SSDR913	213, 913	13 ft.	411.50 kit
SSDR216	215, 216	15 & 16 ft.	484.75 kit
SSDR915	915	15 ft.	476.50 kit
SSDR918	218, 918	18 ft.	542.90 kit
SSDR920	220, 920	20 ft.	594.25 kit
SSDR922	222, 922	22 ft.	660.25 kit
SSDR925	224, 924, 925	24 & 25 ft.	727.25 kit
SSDR930	930	30 ft.	805.95 kit

Individual Replacement Skid Pads

Order No.	Description	Length	Width	Replaces JD No.	SHOUP Savings Price
SH90080	LH Poly Pad	52.38"	16.75"	H150105	128.75 ea.
SH90050	Center Poly Pad	17.63"	16.75"	H150102	52.75 ea.
SH90070	Center Poly Pad	20.31"	16.75"	H150104	61.25 ea.
SH90040	Center Poly Pad	8.5"	16.75"	H150101	34.50 ea.
SH90060	Center Poly Pad	20.56"	16.75"	H150103	57.75 ea.
SH90090	RH Poly Pad	50"	16.75"	H150106	128.75 ea.
SH90019	LH End Poly Pad	11-3/4"	6.63"	H150193	31.60 ea.
SH90031	Stabilizer Poly Pad	23.88"	17.5"	H150107	82.45 ea.
SH90010	RH End Poly Pad; 200/900	10.75"	3.63"	H150194	22.50 ea.
SH90015	RH End Poly Pad; 900F.	10.56"	4"	H163202	23.25 ea.
SS653H25	Drive-in Rivet. Pkg. of 25; 1/4" dia.; 5/8" dia. flange. Fits 200, 900, 900F.				7.95 pkg.

Installation Tools

R1430	Hammer Rivet Tool for drive-in rivets.	26.95 ea.
CDB14	Cobalt Drill Bit, 1/4".	6.95 ea.

For replacement reel parts and reel tines see pgs. 278-284



Draper Belts see pgs. 257-258.

Order No. Description - Fits Models

Replaces
JD No.

SHOUP
Savings Price

JOHN DEERE 600D, 600F, 600FD, 600R, 700D, 700FD, 900D, HDF, HDR, RDF

John Deere Platform Descriptions:			
600D/700D:	Rigid draper platform.	900D:	Rigid draper platform.
600F:	Flex auger platform.	HDF:	Hinged frame draper with a flex cutterbar.
600FD/700FD:	Flex draper platform.	HDR:	Hinged frame draper with a rigid cutterbar.
600R:	Rigid auger platform.	RDF:	Rigid frame draper with a flex cutterbar.



SECTIONS		Width	Length	Hole Spacing		
SH363131	Double Tooth, 7 serrations/in.	4"	3-1/4"	1"	H163131	2.59 ea.
SH353329	Double Tooth, 14 serrations/in.	4"	3-1/4"	1"	H153329	2.59 ea.
SH263132	End Section, 7 serrations/in.	2"	3-1/4"	1"	H163132	3.59 ea.
SH261242	End Section, 14 serrations/in.	2"	3-1/4"	1"	H161242	3.59 ea.
SH258300	Section Bolt and Nuts; 16mm long. Box of 50.					29.95 pkg.
SH260110	Drive Head Bolt Kit and Nuts; 25mm long. Box of 10.					10.95 pkg.
SH260115	Head Strap Bolt Kit and Nuts; 20mm long. Box of 12.				SH258300	11.95 pkg.
SH260500	Flange Nut; 6mm. Box of 25.					5.95 pkg.
SH326352	Countersunk Overlap Section, Double Tooth; 7 teeth/in.				H226352	5.95 ea.
SH326351	Countersunk Overlap Section, Double Tooth; 14 teeth/in.				H226351	5.95 ea.
SH328135	Countersunk Bolt for SH326352, SH326351.	SH328135			H228135	1.05 ea.

GUARDS for 600D, 600F, 600FD, 600R, 700D, 700FD, 900D, HDF, HDR, RDF

SH610	Long-Short-Long, Standard Heat Treat.	600F, 600FD, 700FD, HDF, RDF.	H205448, H213398	15.99 ea.
SH710	Long-Short-Long, Double Heat Treat.		H229537	18.99 ea.
SH615	Short-Long-Short, Standard Heat Treat.	600F, 600FD, 700FD, HDF, RDF.	H213507, H213400	15.99 ea.
SH715	Short-Long-Short, Double Heat Treat.		H229538	18.99 ea.
SH730	Long-Short-Long, Double Heat Treat.	600D, 700D, 900D, HDR.	H213405, H229539	16.99 ea.
SH735	Short-Long-Short, Double Heat Treat.		H213508, H229540	16.99 ea.
SH328526	Single Point End Guard.	600D, 600F, 600FD, 600R, 700D, 700FD, 900D, HDF, HDR, RDF.	H228526	12.95 ea.
SH28172	Middle Overlap Guard, left. (1 used).	600FD, 700FD, HDF, HDR, RDF.	HXE18172	31.50 ea.
SH29625	Middle Overlap Guard, right. (1 used).		HXE19625	31.50 ea.
MCB1040	Carriage Bolt, 10mm dia., 40mm long.	Guard Bolts for 600D, 600F, 600FD, 600R, 700D, 700FD, 900D, RDF.		.50 ea.
MCB1045	Carriage Bolt, 10mm dia., 45mm long.			.65 ea.
MCB1035	Carriage Bolt, 10mm dia., 35mm long.	Guard Bolts for HDF, HDR.		.45 ea.
MCB1045	Carriage Bolt, 10mm dia., 45mm long.			.65 ea.
MFN10	Flange Nut, 10mm.	Guard Nut for 600D, 600F, 600FD, 600R, 700D, 700FD, 900D, HDF, HDR, RDF.		.30 ea.

HOLD DOWN CLIPS for 600D, 600F, 600FD, 600R, 700D, 700FD, 900D, HDF, HDR, RDF

SH620	Standard Adjustable Hold Down Clip. (1 used per ft).	AH218547	6.59 ea.
SH625	High Adjustable Hold Down Clip. (2 used).	AH218548	6.59 ea.
SH326928	Center Hold Down without cross bar, Double Drive. 600F; 600FD to s/n 784999; 600R, 700D, 900D series. (2 used).	AH226928	21.50 ea.
SH24171	Center Hold Down with cross bar, Double Drive. 600FD s/n 785000 & up; 700FD, HDF, HDR, RDF series. (2 used).	AXE14171	22.95 ea.
SH321129	Shim, use with SH326928 and SH24171.	H221129	5.95 ea.

POLY FINGER KIT for 600D, 600F, 600FD, 600R, 700D, 700FD, HDF, HDR, RDF

P82475	Kit, includes poly finger, guide, hardware. 600F, 600R.		13.25 kit
P41489	Auger Finger, poly composite. 600F, 600R.	AH214869	6.95 ea.
P83527	Kit, includes poly finger, guide, hardware.	600FD, 700FD, HDF, HDR, RDF Series; 600D, 700D Series w/16" Dia. Center Drum.	14.95 kit
P42107	Auger Finger, poly composite.		10.75 ea.
SH269913	Presto Pin for P41489, P42107.	H169913	1.09 ea.
SH302409	Finger Guide for poly finger. Same models as P82475, P83527.	H202409	4.99 ea.
SH301027	Torx Screw for SH302409. (2 used).	H201027	.75 ea.

Auger covers see pg. 260.

John Deere Platforms - Shoup Parts For (Cont.)

	Order No.	Description - Fits Models	Replaces JD No.	SHOUP Savings Price
	SH320050	Drive Head; 900D, HDR.	AH220050	124.95 ea.
	SH320051	Drive Head; 600F, 600R.	AH220051	124.95 ea.
	SH64395	Drive Head; 600FD, 700FD, HDF, RDF (1 or 2 used).	AXE54395	124.95 ea.
	SH331841	Drive Head; 600D, 700D.	AH231841	149.95 ea.
	SH257812	Wear Sleeve for drive head, nylon. 600D, 600F, 600FD, 600R, 700D, 700FD, 900D, HDF, HDR, RDF.	H157812	7.50 ea.
	SH34816	Drive Head Block with sealed bearing, nylon wear sleeve, bolts.	AXE24816, AXE79102	229.95 ea.
	B00299 B00315	Sickle Drive Belt. 900D.	H166077	56.95 ea.
	SH262957	Auger Drive Chain. 620F, 620R, 625F, 625R, 630F, 630R.	AH162957	44.95 ea.
	SH320304	Auger Drive Chain. 635F.	AH220304	89.95 ea.
	SH80192	Cylinder, left end shield. 600F, 600R.	RE70191	38.95 ea.

BOLT-ON SICKLE ASSEMBLIES



Split knifeback design for convenient transport.

Complete Sickle with 7 serration per inch sections

Order No.	Fits Platform	Single/Double Drive	Price
80620	620F, 620R	single	537.50 ea.
80625	625F, 625R	single	662.10 ea.
80630	630F, 630R	single	847.50 ea.
80635	635F	single	971.50 ea.
80630	630FD, 730FD, RD30F	single	847.50 ea.
86302	630FD, 730FD, RD30F	double	957.40 ea.
86352	635FD, 735FD, RD35F	double	1067.95 ea.
86402	640FD, 740FD, RD40F	double	1175.95 ea.
86452	645FD, 745FD, RD45F	double	1366.90 ea.

Complete Sickle with 14 serration per inch sections

Order No.	Fits Platform	Single/Double Drive	Price
71620	620F, 620R	single	537.50 ea.
71625	625F, 625R	single	662.10 ea.
71630	630F, 630R	single	847.50 ea.
71635	635F	single	971.50 ea.
90925	925D	single	742.30 ea.
90930	930D	single	847.50 ea.
90936	936D	single	1009.95 ea.
90630	630D, 730D	single	847.50 ea.
96302	630D, 730D	double	957.40 ea.
96352	635D, 735D	double	1067.95 ea.
96402	640D, 740D	double	1175.95 ea.

COMPLETE CUTTERBAR REPLACEMENT KITS

John Deere 600F, 600FD, 700FD, RDF.

Kits include guards, sickle with bolt-on 7 teeth/in. sections, drive heads, hold downs, hardware.



Available with SH610 & SH615 single heat-treat or SH710 & SH715 double heat-treat guards.

Fits Platform	Single/Double Drive	Single Heat-treat Guards SH610 & SH615		Double Heat-treat Guards SH710 & SH715	
		Order No.	Price	Order No.	Price
620F	single drive	68620	1493.50 kit	68720	1628.50 kit
625F	single drive	68625	1845.95 kit	68725	2014.85 kit
630F	single drive	68630	2209.95 kit	68730	2412.90 kit
635F	single drive	68635	2581.60 kit	68735	2817.75 kit
630FD, 730FD, RD30F	single drive	—	—	68830	2447.90 kit
630FD, 730FD, RD30F	double drive	—	—	69830	2695.35 kit
635FD, 735FD, RD35F	double drive	—	—	69835	3032.95 kit
640FD, 740FD, RD40F	double drive	—	—	69840	3404.95 kit
645FD, 745FD, RD45F	double drive	—	—	69845	3820.75 kit



For replacement reel parts and reel tines see pgs. 278-284



REPLACEMENT STAINLESS TOP SHEETS
600F Series Platforms



Left or right determined standing behind platform.



SH312374

Order No.	Position	Overall Length	Qty. Bolts	620F	625F	630F	635F	SHOUP Savings Price
SH314213	Left	87"	9	1	—	1	1	399.95 ea.
SH314212	Left	117"	12	—	1	—	—	449.95 ea.
SH314217	Left Inside	60-15/16"	5	—	—	1	—	319.95 ea.
SH314219	Left Inside	90-7/8"	8	—	—	—	1	394.95 ea.
SH314214	Center	66-13/16"	6	1	1	1	1	269.95 ea.
SH314216	Right Inside	60-15/16"	5	—	—	1	—	319.95 ea.
SH314218	Right Inside	90-7/8"	8	—	—	—	1	394.95 ea.
SH313002	Right	87"	9	1	—	1	1	399.95 ea.
SH313001	Right	117"	11	—	1	—	—	478.95 ea.
SH312374	Shoulder bolt, 8mm x 15.6mm.							1.25 ea.

POLY SKID PLATES
600D, 700D, 900D Drapers



SH331521



SH331522



SH331523



SH305582



SH272408

900D series poly pads and kits include drive-in rivets.

Individual Replacement Skid Pads

Complete Poly Skid Kits

Order No.	Fits Platform	Size	Price
SS625D	625D, 725D	25 ft.	567.60 kit
SS630D	630D, 730D	30 ft.	684.50 kit
SS635D	635D, 735D	35 ft.	785.75 kit
SS640D	640D, 740D	40 ft.	908.15 kit
SS925D*	925D	25 ft.	434.70 kit
SS930D*	930D	30 ft.	552.75 kit
SS936D*	936D	36 ft.	666.75 kit

*Complete poly kits do not include (4) SH272408 outer skid pads.

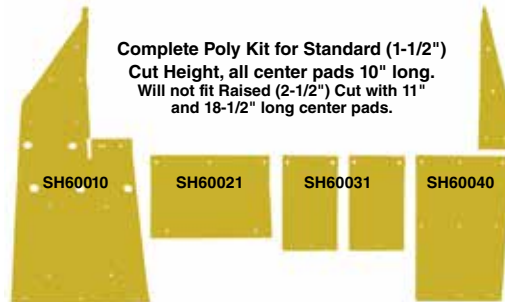
Order No.	Fits - Series	Description	Length	Width	Replaces	Price
SH331521	600D, 700D	Poly Pad	7.88"	11.75"	H231521	24.35 ea.
SH331522	600D, 700D	Poly Pad	7.88"	17.75"	H231522	38.50 ea.
SH331523	600D, 700D	Poly Pad	7.88"	5.75"	H231523	17.50 ea.
SH272408	900D	Poly Pad	12"	18"	H172408	56.75 ea.
SH305582	900D	Poly Pad	7.25"	17"	H205582	33.50 ea.
SH305583	900D	Poly Pad	7.25"	24"	H205583	42.75 ea.
SH305584	900D	Poly Pad	7.25"	30"	H205584	51.90 ea.
SH305585	900D	Poly Pad	4.75"	33"	H205585	43.95 ea.
SH305586	900D	Poly Pad	7.25"	33"	H205586	55.25 ea.

SKID PLATES
600F Series Flex Platforms with standard (1-1/2") height pads

Drive-in rivets are included.



R1430



SH60010

SH60021

SH60031

SH60040

Complete Poly Kit for Standard (1-1/2") Cut Height, all center pads 10" long. Will not fit Raised (2-1/2") Cut with 11" and 18-1/2" long center pads.

SH60050



SH305301



SH304994

Complete Poly Skid Kits

Order No.	Model	Size	SHOUP Savings Price
SSDR620	620F	20 ft.	434.50 kit
SSDR622	622F	22 ft.	472.75 kit
SSDR625	625F	25 ft.	504.75 kit
SSDR630	630F	30 ft.	594.10 kit
SSDR635	635F	35 ft.	696.50 kit

Installation Tools

R1430	Hammer Rivet Tool for drive-in rivets.	26.95 ea.
-------	--	-----------

Individual Replacement Skid Pads

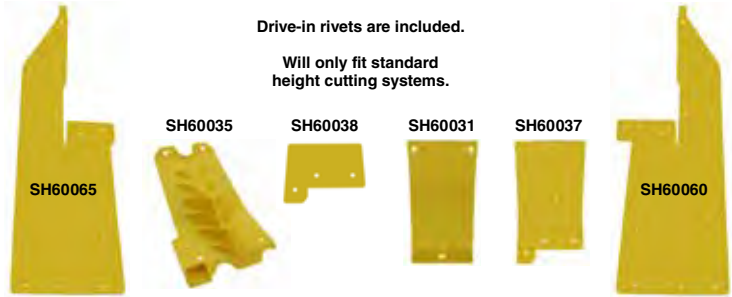
Order No.	Description	Length	Width	Replaces JD No.	SHOUP Savings Price
SH60010	LH Outer Poly Pad	32"	12"	H215075	62.50 ea.
SH60021	LH Poly Pad for Stabilizer	8"	11"	H208626	17.75 ea.
SH60031	Center Poly Pad	9.5"	5.38"	H205344	12.95 ea.
SH60040	RH Poly Pad	14"	9.5"	H170501	25.75 ea.
SH60050	RH End Poly Pad	12.5"	3"	H209696	21.50 ea.
SH305301	Steel skid pad. Replaces pads between stabilizer arms.			H205301	40.25 ea.
SH304994	Steel skid pad with rubber bushing. Replaces pads mounted to stabilizer arms.			AH204994	61.50 ea.

POLY SKID PLATES

Flex Drapers 630FD, 635FD, 640FD to s/n 784999.



Complete poly skid kits do not include center feed skid cover SH60070.



Drive-in rivets are included.

Will only fit standard height cutting systems.

Complete Poly Skid Kits

Order No.	Model	Size	SHOUP Savings Price
SS630FD	630FD to s/n 774999	30 ft.	1025.95 kit
SS631FD	630FD s/n 775000 to 784999	30 ft.	1025.95 kit
SS635FD	635FD to s/n 774999	35 ft.	1248.95 kit
SS636FD	635FD s/n 775000 to 784999	35 ft.	1248.95 kit
SS640FD	640FD to s/n 764999	40 ft.	1455.95 kit
SS641FD	640FD s/n 765000 to 784999	40 ft.	1455.95 kit

Individual Replacement Skid Pads

Order No.	Description	Length	Width	Replaces	SHOUP Savings Price
SH60035	Center Poly Pad	10.75"	5.875"	HXE10959	18.25 ea.
SH60031	Center Poly Pad	9.5"	5.375"	H205344	12.95 ea.
SH60037	Center Poly Pad	11"	5.75"	H231690	22.25 ea.
SH60038	Small Center Poly Pad	4.25"	5.75"	HXE81731	11.75 ea.
SH60070	Center Feed Poly Pad	62"	32"	HXE16408	279.95 ea.
SH60060	RH Outer End Poly Pad	33"	9.875"	HXE59505	96.95 ea.
SH60065	LH Outer End Poly Pad	33"	9.875"	HXE59506	96.95 ea.

POLY SKID PLATES

Flex Drapers 630FD, 635FD, 640FD s/n 785000 & up; 645FD, 730FD, 735FD, 740FD, 745FD.



Individual Replacement Skid Pads

Drive-in rivets are included.

Order No.	Description	Length	Width	Replaces	Price
SH97738	4 Rib Skid Pad	10.75"	5.875"	HXE87738	18.25 ea.
SH60035	6 Rib Skid Pad	10.75"	5.875"	HXE10959	18.25 ea.
SH60038	Small Center Poly Pad	4.25"	5.75"	HXE81731	11.75 ea.
SH97670	RH End Poly Pad	33"	9.875"	HXE87670	96.95 ea.
SH97669	LH End Poly Pad	33"	9.875"	HXE87669	96.95 ea.

Will only fit standard height cutting systems.

POLY SKID PLATES

HDF, RDF



Individual Replacement Skid Pads

Drive-in rivets are included.

Order No.	Models	Description	Length	Width	Replaces	Price
SH97738	HDF, RDF	4 Rib Skid Pad	10.75"	5.875"	HXE87738	18.25 ea.
SH60035	RDF	6 Rib Skid Pad	10.75"	5.875"	HXE10959	18.25 ea.
SH97670	RDF	RH End Poly Pad	33"	9.875"	HXE87670	96.95 ea.
SH97669	RDF	LH End Poly Pad	33"	9.875"	HXE87669	96.95 ea.

Poly Auger Trough Liner Kits for John Deere Flex Platforms



- 1/4" thick UHMW poly material covers the full length under the auger.
- Simply drill and rivet into place.
- Green in color.

Order No.	Fits Models - Series	Head Width	Price
200, 900 Series			
83785	213, 215, 216, 913, 913F, 915, 915F.	13 ft., 15 ft., 16 ft.	489.00 kit
83786	218, 220, 918, 918F, 920, 920F.	18 ft., 20 ft.	576.00 kit
83787	922, 922F, 924, 924F.	22 ft., 24 ft.	720.00 kit
83788	925, 925F.	25 ft.	785.00 kit
83789	930, 930F.	30 ft.	955.00 kit
600F Series			
83780	620F.	20 ft.	576.00 kit
83781	622F.	22 ft.	690.00 kit
83782	625F.	25 ft.	775.00 kit
83783	630F.	30 ft.	900.00 kit
83784	635F.	35 ft.	1055.00 kit

Retractable Poly Auger Fingers



Poly fingers are strong and resilient; they will bend 10° past the breaking point of metal fingers. Metal fingers can do costly damage to the auger, rotors and cylinders. Poly fingers will disintegrate as they go through the combine.

Kits include poly finger, guide and hardware.

Fingers only not for use with guides for steel fingers.

Order No.		SHOUP Savings Price
AGCO-GLEANER, MASSEY FERGUSON, CHALLENGER		
700, 800, 7000, 8000, 9800, 9850: Challenger FH, RH all fingers. 7200, 8200 center fingers; Challenger FHB, RHB center fingers.		
P82620	Kit	15.95 kit
P42291	Finger, threaded.	11.50 ea.
7200, 8200 outer fingers; Challenger FHB, RHB outer fingers.		
P83439	Kit	15.95 kit
P42235	Finger, with cross hole.	11.50 ea.
CASE-IH		
1010, 1020, 2142, 2152, 2162		
P90646	Kit	15.95 kit
P50601	Finger	11.50 ea.
2010, 2020		
P82490	Kit	15.95 kit
P41488	Finger	11.50 ea.
1042, 1052, 2042, 2052, 2062		
P92615	Kit	17.95 kit
P51586	Finger	13.75 ea.
3016, 3020, 3152, 3162		
P92131	Kit	15.95 kit
P51967	Finger	11.50 ea.

Order No. SHOUP Savings Price

JOHN DEERE


200, 900, 900F, 900R; 50, 50A; 200, 900 Pickup Head		
P90650	Kit	15.50 kit
P50600	Finger	11.50 ea.
600F, 600R, 615P		
P82475	Kit	13.25 kit
P41489	Finger	6.95 ea.
600FD, 700FD, HDF, HDR, RDF Series; 600D, 700D Series w/16" Dia. Center Drum.		
P83527	Kit	14.95 kit
P42107	Finger	10.75 ea.

MACDON

962, 963, 972, 973, 974 with 872, 873 Adapter; 11" drum with flighting		
P92615	Kit	17.95 kit
P51586	Finger, 7-7/16" long	13.75 ea.
962, 963, 972, 973, 974 with 872 Adapter; 12" drum no flighting		
P93382	Kit	17.95 kit
P51997	Finger, 8-1/4" long	13.75 ea.
D50, D60, D65, FD70, FD75		
P90646	Kit	15.95 kit
P50601	Finger, 9-1/8" long	11.50 ea.
FD130, FD135, FD140, FD145		
P83831	Kit	17.95 kit
P42466	Finger	13.75 ea.

NEW HOLLAND

971, 972, 973		
P91366	Kit	15.95 kit
P50823	Finger	11.50 ea.
73C, 74C		
P82490	Kit	15.95 kit
P41488	Finger	11.50 ea.
84C		
P92615	Kit	17.95 kit
P51586	Finger	13.75 ea.
86C		
P90646	Kit	15.95 kit
P50601	Finger	11.50 ea.
740CF, 790CP, 840CD, 880CF		
P92131	Kit	15.95 kit
P51967	Finger	11.50 ea.



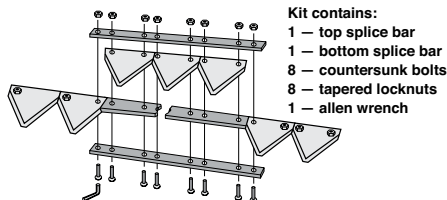
Folding Crop Divider Hinge for John Deere 600F, 600FD and 700FD Series Platforms

Hinge allows divider to pivot horizontally in front of reel by simply removing a pin.

Reduces transport width by 3-1/2 ft. No need to remove dividers for transport or storage.

Install by either drilling/bolting or welding in place.

Order No.	For John Deere	
34100	620F, 622F, 625F, 630F, 635F, 630FD, 635FD, 640FD, 730FD, 735FD, 740FD, 745FD.	419.00 kit





















Lickity-Split™ Knifeback Repair Kits

Order No.	Description	
711012	2" hole spacing Lickity-Split™ repair kit.	29.95 kit
711010	2-1/16" hole spacing Lickity-Split™ repair kit.	29.95 kit
904550	Lickity-Split™ hardware kit, includes 8-No. 12 x 13/16" bolts, 8-locknuts and allen wrench.	4.25 kit
C83-1600	1" hole spacing splice repair kit, for John Deere 600, 700, 900D, HDF, HDR, RDF series.	29.95 kit

SHOUP® Replacement Cutting Parts for Hart Carter Floating Cutter Bar

**SHOUP
Savings Price**

	Order No.	Description - Fits Models	Replaces HC No.	SHOUP Savings Price
	277444	Chrome Section, countersunk holes. 10 teeth/in. Length 2-1/2", hole spacing 2".	277444	2.09 ea.
	904525	5/8" countersunk bolt and nut; box of 50.	Countersunk bolts may be used with your existing hold down clips.	16.95 box
	904528	1" countersunk bolt and nut; box of 25. Use only on HC Gen I and III drive heads.		16.95 box
	SH231	Double Prong Guard.	234006, 232155	12.89 ea.
	PB716114	Plow Bolt, 7/16" dia., 1-1/4" long.		.60 ea.
	PB716112	Plow Bolt, 7/16" dia., 1-1/2" long.		.65 ea.
	PB716200	Plow Bolt, 7/16" dia., 2" long.		.75 ea.
	FN716	7/16" Flange Nut.		.25 ea.
	SH47954	Wear Plate.		2.79 ea.
	424115	Cray Hold Down Clip, replaces standard hold down clip.		22.95 ea.
	417435	Front Wear Strip for 424115.		2.75 ea.
	SH07732	Drive Head Bearing Kit for HC Gen III with wobble drive. 1 kit used. Replaces No. 243660.		56.95 kit
	SH880662	Drive Head with bearings for HC Gen III with wobble drive.		195.95 ea.
Skid Shoe Parts for Hart Carter Generation II & III; AGCO-Gleaner Series I & II; Massey Ferguson 1859 Flex				
	SH980044	Left skid shoe plate. 8" x 44-3/16" long.		125.50 ea.
	SH980033	Right skid shoe plate. 8" x 32-7/8" long.		79.95 ea.
	SH980018	Center skid shoe plate. 8" x 17-7/8" long.		58.50 ea.
	SH225145	Skid shoe spring, 28" long.		57.95 ea.

Poly Skid Plate Covers for Hart Carter Gen. II & III

Pre-drilled UHMW poly with drive-in rivets included.

Includes MF 1859 & 9100 Flex and AGCO-Gleaner Series 2

Order No.	Model	Size		Order No.	
SSHC24	HC Gen. II & III	24 ft.	324.50 kit	SS653H25	Drive-in Rivet; pkg. of 25. 1/4" dia.; 3/8" length; 5/8" dia. flange. 7.95 pkg.
SSHC20	HC Gen. II & III	20 ft.	264.25 kit	R1430	Hammer Rivet Tool. 26.95 ea.
SSHC18	HC Gen. II & III	18 ft.	243.80 kit	CDB14	Cobalt Drill Bit, 1/4". 6.95 ea.
SSHC16	HC Gen. II & III	15 & 16 ft.	217.60 kit		
SSHC13	HC Gen. II & III	13 ft.	193.50 kit		

Specify pad sizes and number of pads.

Gaterman Crop Lifter

Follows uneven ground lifting up pods four to seven inches above the cutterbar.



8B, SH60080 are for use with standard 3" cut, will not fit 1-1/2" cutting systems.

SH60045

Mounts on left prong of "long-short-long" guard.

Order No.	Description - Fits Models			SHOUP Savings Price
8B	Crop Lifter for double prong guards; AGCO-Gleaner Series 3, 300, 400, 500, 700, 800, 7000, 7200, 8000, 8200, 9250, 9255; Case-IH 820, 1020, 2010, 2020, 3020, 1042, 1052, 2042, 3152, 3162; CAT® , Claas , Lexion 1050, 1200, F20, F25, F30, F525, F530, F535, F540, F750, F900; Challenger FDH, FH, FHB, RH, RHB; Craty ; Hart-Carter ; Hiniker ; John Deere 200, 900, 900D, 900F, 900R, 600D, 600R, 700D, HDR; MacDon 960, 962, 963; Massey Ferguson 1859, 7000, 7200, 8000, 8200, 9100, 9250, 9800, 9850; New Holland 71C, 72C, 73C, 74C, 88C, 92C, 994, 994D, 740CF, 880CF, 970, 971, 972, 973.			37.95 ea.
SH60045	Crop Lifter; John Deere 600F, 600FD, 700FD, HDF, RDF.			47.95 ea.
SH60080	Crop Lifter ; Case-IH 2052, 2062, 2142, 2152, 2162; MacDon 972, 973, 974, D50, D60, D65, FD70, FD75, FD130, FD135, FD140, FD145; New Holland 82C, 83C, 84C, 86C.			39.95 ea.
SH60095	Crop Lifter; SCH cutterbar.			47.95 ea.

SHOUP® Replacement Cutting Parts for Herschel Tiger Jaws Systems



Order No.	Description - Fits Models	SHOUP Savings Price
SH6000	Original style chrome section. 14 teeth/in. 2" hole spacing , 3" width, 3-1/4" length. Fits AGCO-Gleaner, Hart-Carter, Love, MF.	2.49 ea.
SH7000	Original style chrome section. 14 teeth/in. 2-1/16" hole spacing , 3" width, 3-1/4" length. Fits Case-IH 820, 1010, 1020; John Deere 200, 900, 900F, 900R; New Holland.	2.49 ea.
BT6700	Super 7 chrome section. 7 teeth/in. Slotted hole fits 2" or 2-1/16" hole spacing , 3" width, 3-1/4" length. Fits AGCO-Gleaner; Case-IH 820, 1010, 1020; John Deere 200, 900, 900F, 900R; Hart-Carter, Love, MF, New Holland.	2.29 ea.
<i>BT6700 for longer wear, aggressive cutting in soybeans and small grains.</i>		
904500	Bolt w/Locknut, 5/8" long. Box of 50. 10.95 pkg.	10.95 pkg.
904501	Bolt w/Locknut, 1" long. Box of 25. 9.95 pkg.	12.75 pkg.
904504	Bolt w/Locknut, 1-1/4" long. Box of 25.	10.95 pkg.
904502	Locknuts only. Box of 100.	12.75 pkg.



BG424	Guard, 4-prong. Fits AGCO-Gleaner, Hart-Carter, Hiniker; Case-IH 810, Love, MF, New Holland.	14.50 ea.
BG428	Guard, 4-prong. Fits JD 200, 900, 900F, 900R; Case-IH 820. Also replaces Double Cut BDC50667.	10.99 ea.
HDC38	Adjustable Hold Down Clip Kit. Fits AGCO-Gleaner; Case-IH 810; John Deere 200, 900, 900F, 900R; MF 9100 Flex; New Holland 960. HDC38 and HDC716 replace no longer available cast hold down clip.	17.95 kit
HDC716	Adjustable Hold Down Clip Kit. Fits Case-IH 820, 1010, 1020; Hart Carter, Love; MF Rigid and Floating (except 9100 Flex); New Holland 970, 971, 972, 973, 71C, 73C, 74C.	17.95 kit
<i>Includes hold down, adjuster clips, hardware.</i>		
HDC716 will not fit Case-IH 1010 or 1020 equipped with original equipment 1-1/2" cut. Use only with Herschel Tiger Jaw Systems.		
HDC500	Hold Down Clip, Hi-Arch. Use over drive head.	6.95 ea.
416658	12" Wear Plate, Heat-Treated. Use (2) to replace original 24" wear plates. Use on all Tiger Jaw except Case-IH 1010, 1020.	10.25 ea.
SP017	Shim, .017" thick. Used under hold down clips.	.75 ea.
SP116	Spacer Plate, 1/16" thick.	1.45 ea.
SP18	Spacer Plate, 1/8" thick.	1.75 ea.



CB38214SB	Carriage Bolt, 3/8" x 2-1/4", 7/16" head.	1.95 ea.	C76112	Carriage Bolt, 7/16" x 1-1/2".	.80 ea.
FN38	Flange Nut, 3/8".	.22 ea.	C76214	Carriage Bolt, 7/16" x 2-1/4".	.90 ea.
			FN716	Flange Nut, 7/16".	.25 ea.

Replacement Sickles for Tiger Jaw, Twin Point, Double Cut, King Kut and Clean Cut

Split Knife Back Design for convenient transport.



Sold less Knifehead. See pg. 277 to purchase separately.

AGCO-Gleaner - Hart-Carter Gen I, II, III - Love - Massey Ferguson

Order No.	Sickle Length	"Super 7" Section Used	No. of Sections	SHOUP Savings Price
TJ6013	13 ft.	BT6700	54	450.50 ea.
TJ6016	16 ft.	BT6700	66	478.90 ea.
TJ6018	18 ft.	BT6700	74	563.95 ea.
TJ6020	20 ft.	BT6700	82	583.75 ea.
TJ6022	22 ft.	BT6700	90	668.80 ea.
TJ6024	24 ft.	BT6700	98	675.25 ea.
TJ6025	25 ft.	BT6700	102	697.15 ea.
TJ6030	30 ft.	BT6700	122	810.55 ea.

John Deere 200, 900, 900F, 900R & Quik-Tatch;
Case-IH 810, 820, 1010, 1020; New Holland 970, 971, 972, 973, 71C, 73C with single drive
New Holland 972, 973, 71C, 72C, 73C, 74C with twin drive

Order No.	Sickle Length	"Super 7" Section Used	No. of Sections	SHOUP Savings Price
TJ7013	13 ft.	BT6700	54	438.60 ea.
TJ7016	16 ft.	BT6700	66	474.25 ea.
TJ7018	18 ft.	BT6700	74	540.10 ea.
TJ7020	20 ft.	BT6700	82	555.60 ea.
TJ7022	22 ft.	BT6700	90	621.40 ea.
TJ7025	25 ft.	BT6700	102	657.00 ea.
TJ7030	30 ft.	BT6700	122	758.50 ea.
Twin Drive Sickles				
TJ8020	10 ft. left	BT6700	41	355.75 ea.
TJ8021	10 ft. right	BT6700	41	355.75 ea.
TJ8030	15 ft. left	BT6700	61	492.25 ea.
TJ8031	15 ft. right	BT6700	61	492.25 ea.


C83-0750	Repair Splice Kit for Tiger Jaw Sickles with 2" hole spacing.	29.95 kit
C83-0755	Repair Splice Kit for Tiger Jaw Sickles with 2-1/16" hole spacing.	29.95 kit

Herschel Tiger Shark Sections

3.5 serrations per inch. Chrome. Cuts faster. Made in USA. Stays sharper longer. Extra aggressive, excels in tough stem soybeans.



Order No.	Fits Models	Use With Hardware	Width	Length	Hole Spacing	SHOUP Savings Price
AGCO-GLEANER — CHALLENGER — MASSEY FERGUSON						
TS8285	Series 3, 300, 400, 500, 700, 800, 7000, 7200, 8000, 8200, 9250, 9255 with bolt-on sections; Challenger.	904500	3"	2-7/8"	2"	2.09 ea.
CASE-IH						
TS8268	820, 1010, 1020, 2010, 2020.	904500	3"	3-1/4"	2-1/16"	2.09 ea.
TS8398	1042, 1052, 2042, 2052, 2062, 2142, 2152, 2162.	904500	3"	3-1/4"	2-1/8"	2.09 ea.
TS8549	3020, 3152, 3162.	458061	3"	3-1/8"	2-1/16"	2.09 ea.
CAT® - CLAAS - LEXION						
TS8517	F20, F25, F30, F525, F530, F535, F540, F750, F900; Maxflex 1050, 1200.	SH904510	3"	3-13/64"	2-1/32"	2.09 ea.
JOHN DEERE						
TS8452	200, 900, 900F, 900R.	904500	3"	3-9/32"	2-1/16"	2.09 ea.
TS8531	600D, 600R, 600F, 600FD, 700D, 700FD, 900D, HDR, HDF, RDF.	SH258300	4"	3-1/4"	1"	2.99 ea.
MACDON						
TS8398	960, 962, 963, 972, 973, 974, D50, D60, D65, FD70, FD75, FD130, FD135, FD140, FD145.	904500	3"	3-1/4"	2-1/8"	2.09 ea.
TS9395	FD225, FD230, FD235, FD240, FD241, FD245, FD250. Black.	SH286475	3"	3-3/4"	2-1/8"	2.29 ea.
NEW HOLLAND						
TS8268	71C, 72C, 73C, 74C.	904500	3"	3-1/4"	2-1/16"	2.09 ea.
TS8398	84C, 86C.	904500	3"	3-1/4"	2-1/8"	2.09 ea.
TS8549	740CF, 840CD, 880CF.	458061	3"	3-1/8"	2-1/16"	2.09 ea.
SCH						
TS8498	Easy Cut, Easy Cut II.	SC16016	76mm	80mm	51.4mm	2.19 ea.
Hardware						
904500	Bolt w/Locknut, 5/8" long. Box of 50.	10.95 pkg.	SH258300	Bolt w/Locknut, 16mm long. Box of 50.	29.95 pkg.	
458061	Bolt w/Locknut, 18mm long. Box of 50.	12.95 pkg.	SH286475	Bolt w/Locknut, 18mm long. Box of 50.	22.95 pkg.	
SH904510	Bolt w/Locknut, 5/8" long. Box of 50.	20.95 pkg.	SC16016	Bolt, 16mm long. Box of 50.	16.95 pkg.	
Overlap Section Kit for Double Drive						
TS4012	John Deere 600D, 600FD, 700D, 700FD; Includes 5 sections, slide plate and hardware.					61.95 kit
TS8009	MacDon D50, D60, D65, FD70, FD75, FD130, FD135, FD140, FD145; Case-IH 2142, 2152, 2162; Includes 4 top sections, 3 bottom sections and hardware.					32.95 kit



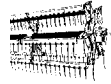
SHOUP® Replacement Cutting Parts for CAT®, Claas, Lexion

Order No.	Description - Fits Models	Replaces Lexion No.	SHOUP Savings Price
SH767936	Chrome Section, 7 teeth/in. Length 3-13/64", hole spacing 2-1/32". F20, F25, F30, F525, F530, F535, F540, F750, F900; Maxflex 1050, 1200.	7679360	2.09 ea.
SH904510	Ribbed Bolts, with locknuts. Box of 50. 1/4" dia., 5/8" long.		20.95 box
SH209	Double Prong Guard without crossbar and 3-1/4" prongs. F20, F25, F30, F525, F530, F535; F540 to s/n 44100862. <i>Confirm part number stamped on guard.</i>	7672651	14.89 ea.
SH282	Double Prong Guard without crossbar and 3-1/4" prongs. F540 s/n 44100863 & up, F750, F900; Maxflex 1050, 1200.	5212820	15.79 ea.
SH626	Double Prong Guard with crossbar and 3-1/4" prongs. F20, F25, F30, F525, F530, F535; F540 to s/n 44100862.	6262790	14.89 ea.
CB1035	Carriage Bolt, 10mm x 35mm long.		1.49 ea.
CB1045	Carriage Bolt, 10mm x 45mm long.		1.49 ea.
MFN10	Flange Nut, 10mm.		.30 ea.
SH515116	Hold Down Clip.		5.99 ea.

NH 84C, 86C see pgs. 254-255.
 NH 740CF, 840CD, 880CF see pgs. 248-253.
 NH 74C, 740CF sickles see pg. 251.
 NH 88C, 94C sickles, see pgs. 274-276.
 Love Bar see pg. 273.

SHOUP® Replacement Cutting Parts for New Holland Platforms

Reel Parts see pgs. 278-284.



Order No.	Description - Fits Models	Replaces NH No.	SHOUP Savings Price
Sickle Sections			
694723	Chrome, 10 teeth/in. 970, 971, 972, 973.	694723	2.19 ea.
SH826720	Black, 14 teeth/in. 71C, 72C, 73C, 74C.	86615988	1.59 ea.
BT826720	Chrome, 10 teeth/in. 71C, 72C, 73C, 74C.	86616689	2.29 ea.
SH7500	Chrome, 7 teeth/in. 71C, 72C, 73C, 74C.	—	2.39 ea.
SH7000	Double Tooth Chrome, 14 teeth/in. 971, 973, 71C, 72C, 73C, 74C.	—	2.49 ea.
BT6700	Double Tooth Chrome, 7 teeth/in. 971, 973, 71C, 72C, 73C, 74C.	—	2.29 ea.

Ribbed Bolts and Locknuts for Sickle Sections



904500	Bolt w/Locknut, 5/8" long. Box of 50.	10.95 pkg.	904504	Bolt w/Locknut, 1-1/4" long. Box of 25.	10.95 pkg.
904501	Bolt w/Locknut, 1" long. Box of 25.	9.95 pkg.	904502	Locknuts only. Box of 100.	12.75 pkg.



SH208300	Overlap Section Kit, black, 10 teeth/in. 72C, 73C, 74C, 971, 972, 973. 3 top-countersunk sections, 2 bottom-countersunk sections, 1 overlap end section, 13 countersunk bolts with lock nuts.	87013359	26.95 kit
----------	---	----------	-----------

Guards and Hold Down Clips



SH245	Double Prong Guard. 970, 972.	65327	14.25 ea.		
SH215	Double Prong Guard with cross bar (see photo). All 971, 973, 71C, 73C; 72C, 74C to PIN PNL017000; also PIN's that start with HAJ.	219191, 858778, 86521587, 86553340, 86615982	14.25 ea.		
SH373	Double Prong Guard without cross bar (see photo), double heat treated. 72C, 74C PIN PNL017001 & up.	87442324	14.49 ea.		
SH358	Double Prong Drive Head Guard with cross bar. 2 used. All 970, 971, 972, 973, 71C, 73C; 72C, 74C to PIN PNL017000; also PIN's that start with HAJ.	86615984, 87042358	15.25 ea.		
SH329	Double Prong Drive Head Guard without cross bar. 2 used. 72C, 74C PIN PNL017001 & up.	87442329	13.49 ea.		
SH787	Triple Prong Center Guard with cross bar, double drive. 1 used. 71C, 73C; 72C, 74C to PIN PNL017000; also PIN's that start with HAJ.	86587787	69.95 ea.		
SH432	Triple Prong Center Guard without cross bar, double drive. 1 used. 72C, 74C PIN PNL017001 & up.	87045432	44.95 ea.		
SH515066	Hold Down, single drive only. 970, 971, 972, 973, 71C, 73C.	—	4.99 ea.		
HDC500	Hi-Arch Hold Down, use over drive head. 960, 970, 971, 972, 973, 71C, 72C, 73C, 74C.	—	6.95 ea.		
SH866780	Adjustable Hold Down. 970, 971, 972, 973, 71C, 72C, 73C, 74C with 3" single tooth section.	—	10.49 kit		
Guard Bolts for use with SH215, SH245, SH329, SH335, SH358, SH373, SH432, SH787.					
C76114	Carriage Bolt, 7/16" x 1-1/4".	.75 ea.	C76134	Carriage Bolt, 7/16" x 1-3/4".	.82 ea.
C76112	Carriage Bolt, 7/16" x 1-1/2".	.80 ea.	C76200	Carriage Bolt, 7/16" x 2".	.85 ea.
FN716	7/16" Flange Nut.	.25 ea.	—	—	—

SH335	Four Prong Bottom Guard. 971, 973, 71C, 72C, 73C, 74C. Case-IH 2010, 2020.	Twin point sickles, see pg. 268	687404, 87015708	13.95 ea.
HDC716	Adjustable Hold Down Kit. Use with SH335 four prong guard. See pg. 268 for Herschel Tiger Jaw Guards & Sections.	—	—	17.95 kit
SH701401	Drive Head Bushing. 71C, 72C, 73C, 74C, 970, 971, 972, 973.	701401	70.95 ea.	
SH848094	Drive Head. 970, 971, 972, 973, 71C, 73C; 72C, 74C to PIN PNL018300; also PIN's that start with HAJ.	848094	144.95 ea.	
SH87398	Drive Head. 72C, 74C PIN PNL018301 & up; also PIN's that start with Y9ZL or YAZL.	87366898	134.95 ea.	
B03190	V-Belt, wobble box drive. 972.	87020184	55.95 ea.	
B03191	V-Belt, wobble box drive. 973. For cogged belt use B03192.	616355	48.75 ea.	
B03192	Cogged Belt, wobble box drive. 973. For V-belt use B03191.	621024	229.00 ea.	

Poly Auger Trough Liner Kits for New Holland Flex Platforms

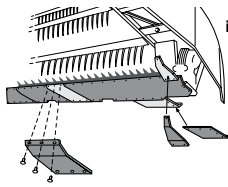


- 1/4" thick UHMW poly material covers the full length under the auger.
- Simply drill and rivet into place.
- White in color.

Order No.	Fits Models - Series	Head Width	Price
83725	74C.	20 ft.	576.00 kit
83726	74C.	25 ft.	785.00 kit
83727	74C.	30 ft.	955.00 kit
83728	74C.	35 ft.	1055.00 kit

New Holland Platform - Shoup Parts For (Cont.)

**Poly Skid Plates for
973, 73C, 74C, 740CF Platforms**



Drive-in Rivets are included in poly kits.



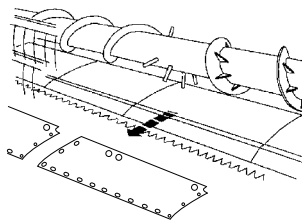
NH740CF Skid

Platform Width	973, 73C		74C		740CF Single Drive	
	Order No.	Price/kit	Order No.	Price/kit	Order No.	Price/kit
16 ft.	SSNH316	615.60	SSCNH16*	615.60	—	—
18 ft.	SSNH318	681.30	SSCNH18*	681.30	—	—
20 ft.	SSNH320	742.20	SSCNH20*	742.20	SSCNH3020	558.20
22 ft.	SSNH322	845.75	SSCNH22*	845.75	—	—
24 ft.	SSNH324	907.75	SSCNH24*	907.75	—	—
25 ft.	SSNH325	933.45	SSCNH25*	933.45	SSCNH3025	677.90
30 ft.	SSNH330	1101.95	SSCNH30*	1101.95	SSCNH3030	797.65
35 ft.	—	—	SSNH635*	1252.10	SSCNH3035	903.75

* Platform PIN must be provided when placing order for 74C poly.

**Stainless Steel Floor Sheets for
973, 73C Flex Platforms**

Left or right determined standing behind platform.



Floor sheets for New Holland 74C, 740CF see pg. 252.

Auger fingers see pg. 266.



Order No.	Seal Position	Overall Length	Quantity used per platform							SHOUP Savings Price
			16 ft.	18 ft.	20 ft.	22 ft.	24 ft.	25 ft.	30 ft.	
SH53434	Left	55-3/4"	—	—	—	1	—	—	—	286.95 ea.
SH53438	Left	54-1/4"	—	1	—	—	—	—	—	293.50 ea.
SH53441	Left	43-3/4"	—	—	1	—	1	1	—	245.90 ea.
SH53445	Left	49-3/4"	1	—	—	—	—	—	1	265.95 ea.
SH53440	Center	37-1/2"	—	3	—	—	—	—	—	238.50 ea.
SH53447	Center	25-1/2"	—	—	—	—	1	—	2	190.50 ea.
SH53448	Center	31-1/2"	3	—	5	5	6	7	7	198.50 ea.
SH53435	Right	52-3/4"	—	—	—	1	—	—	—	284.95 ea.
SH53436	Right	34-3/4"	—	—	—	—	1	—	—	245.90 ea.
SH53439	Right	48-1/4"	—	1	—	—	—	—	—	291.50 ea.
SH53442	Right	40-3/4"	—	—	1	—	—	1	—	243.90 ea.
SH53446	Right	46-3/4"	1	—	—	—	—	—	1	262.95 ea.

Hardware Kits - Contain all hardware needed to install a full set of floor sheets.

HDW97318	1	1	—	—	—	—	—	—	49.95 kit
HDW97322	—	—	1	1	—	—	—	—	59.95 kit
HDW97325	—	—	—	—	1	1	1	1	69.95 kit
HDW97330	—	—	—	—	—	—	—	1	74.95 kit

SHOUP® Replacement Cutting Parts for White Platforms

Order No.	Description - Fits Models	Replaces White No.	
SICKLE SECTIONS			
SH311714750	Three Point Section, black. 14 teeth/in. 3 holes. Width 4-1/2", length 3-5/16", hole spacing 1-1/2". Fits Kwik-Cut bar.	31-1714750	7.89 ea.
SH904510	Ribbed Bolts, with locknuts. .250" dia., 5/8" long. Box of 50.		20.95 pkg.
SH904511	Bolt, with locknut, .250" dia., 1-1/4" long.		.28 ea.
BT6700	Two Point Section, chrome. 7 teeth/in. 2 holes. Width 3", length 3-1/4", hole spacing 2-1/16". Fits Clean Cut and Kwik-Cut bar converted to 2 point section.		2.29 ea.
904500	Bolt w/Locknut, 5/8" long. Box of 50.		10.95 pkg.
904504	Bolt w/Locknut, 1-1/4" long. Box of 25.		10.95 pkg.
GUARDS, HOLD DOWN CLIPS, WEAR PLATES			
SH310	Four Prong Bottom Guard. Fits Kwik-Cut bar.	31-1713400	10.99 ea.
SH311	Two Prong Top Guard. Fits Kwik-Cut bar.	31-1794160	9.49 ea.
SH47954	Wear Plate. Fits Kwik-Cut bar.	31-1812720	2.79 ea.
C38114	Carriage Bolt, 3/8" x 1-1/4" long.		.38 ea.
C38112	Carriage Bolt, 3/8" x 1-1/2" long.		.42 ea.
C38134	Carriage Bolt, 3/8" x 1-3/4" long.		.46 ea.
FN38	3/8" Flange Nut.		.22 ea.



Split Knife Back Design for convenient transport.

Fits Clean Cut and Kwik-Cut bar converted to 2 point section.

Order No.	Sickle Length	"2 Point" Section Used	No. of Sections	
TJ7013	13 ft.	BT6700	54	438.60 ea.
TJ7016	16 ft.	BT6700	66	474.25 ea.
TJ7018	18 ft.	BT6700	74	540.10 ea.
TJ7020	20 ft.	BT6700	82	555.60 ea.

MF9800 = AGCO 700
 MF9850 = AGCO 800
 MF7000 = AGCO 7000
 MF7200 = AGCO 7200
 MF8000 = AGCO 8000
 MF8200 = AGCO 8200
 MF9250 = AGCO 9250
 See pgs. 246-247.

SHOUP® Replacement Cutting Parts for Massey Ferguson Platforms

Combines with Kwik-Cut Platforms, see pg. 271.

SCH cutting parts
 see pgs. 274-276.



SHOUP
 Savings Price

Order No.	Description - Fits Models	SHOUP Savings Price
SICKLE SECTIONS		
146503	Chrome, 10 teeth/in. Length 3-1/4", 2" hole spacing. MF rigid, 9100 Flex.	2.19 ea.
SH6000	Double tooth, 14 teeth/in. chrome, 2" hole spacing.	2.49 ea.
BT6700	Double tooth, 7 teeth/in. , chrome.	2.29 ea.
904500	Bolt w/Locknut, 5/8" long. Box of 50.	10.95 pkg.
904501	Bolt w/Locknut, 1" long. Box of 25.	9.95 pkg.
904504	Bolt w/Locknut, 1-1/4" long. Box of 25.	10.95 pkg.
904502	Locknuts only. Box of 100.	12.75 pkg.
277444	Chrome, 10 teeth/in. Length 2-1/2", 2" hole spacing. Countersunk holes, use with 904525 bolt. 1859 Flex.	2.09 ea.
904525	5/8" countersunk bolt and nut; box of 50.	16.95 pkg.
904528	1" countersunk bolt and nut; box of 25.	16.95 pkg.
GUARDS		
SH240M	Double Prong Guard. MF rigid.	11.99 ea.
SH370	Double Prong Guard. 9100 Flex.	14.99 ea.
SH310	Four Prong Bottom Guard. 9700, 9750, 9800, 9850.	10.99 ea.
SH311	Two Prong Top Guard. 9700, 9750, 9800, 9850.	9.49 ea.
SH231	Double Prong Guard. MF 1859 flex, platforms with Hart Carter cutting systems.	12.89 ea.
<p><i>3/8" carriage bolt used with SH240M, SH370, SH310, SH311.</i> <i>7/16" plow bolt used with SH231.</i></p>		
C38114	Carriage Bolt, 3/8" x 1-1/4". .38 ea.	PB716112 Plow Bolt, 7/16" x 1-1/2". .65 ea.
C38112	Carriage Bolt, 3/8" x 1-1/2". .42 ea.	PB716134 Plow Bolt, 7/16" x 1-3/4". .70 ea.
C38200	Carriage Bolt, 3/8" x 2". .48 ea.	FN716 Flange Nut, 7/16". .25 ea.
FN38	Flange Nut, 3/8". .22 ea.	
WEAR PLATES and HOLD DOWN CLIPS		
SH47954	Wear Plate. All MF.	2.79 ea.
SH515116	Hold Down Clip. MF rigid, 9100 Flex.	5.99 ea.
HDC500	Hi-Arch Hold Down Clip. Use over drive head. MF rigid, 9100 Flex.	6.95 ea.
424115	Crary Hold Down Clip. MF 1859 flex, platforms with Hart Carter cutting systems.	22.95 ea.
417435	Front Wear Strip for 424115.	2.75 ea.
UII Series I Reel Tine and Bearings		
SH10526	Steel Tine for UII Series I rectangular aluminum bat. AGCO-Gleaner 5000, 5100, 5200; Case-IH 325, 425, 8210, 8220, 8230, 8240, 8820, 8830, 8840, DH182, DH212, DH213, DH252, DH253, DH302, DH303, DH362, DHX182, DHX211, DHX212, DHX251, DHX252, DHX301, DHX302, DHX361, DHX362; Hesston 1200PT, 5000, 5200, 8000, 8050, 8100, 8200, 8400; Honey Bee ; MF 120PT, 220, 540, 550, 750, 760, 850, 860, 5000, 5100, 5200, 9000, 9100; New Idea 5000; New Holland 18HB, 21HB, 25HB, 30HB, 36HB, 92C, 94C, 994, 994D, 421HB, 425HB, 430HB, 436HB, 440HB.	1052668M1 2.75 ea.
H14112	Hex Bolt for SH10526.	.24 ea.
HNK14	Special Nut for SH10526.	.15 ea.
SH10589	Plastic Reel Bearing for UII Series I rectangular bat. UII Series II with tear drop bats and plastic tines see pg. 282.	1052689M1 1.19 ea.



Bolt-On Tool



Compact, heavy-duty tool designed specifically to press bolts into knifeback.

Order No. BT920255
 51.95 ea.

Folding Drink Holder



Adjustable to hold beverages 2-3/4" to 3-3/4" diameter.


Rugged nylon construction.

Height 3-3/4" Width 4-1/4"

Order No. 25518
 7.95 ea.

SHOUP® Replacement Header Pickup Belts & Teeth

- 1/8" thick 2-ply belt construction.
- Belts are predrilled, include teeth and mounting hardware.



Order No.	Description - Fits Models - Qty. Used	Replaces OEM No.	SHOUP Savings Price
CASE-IH - CHALLENGER - AGCO-GLEANER - MASSEY FERGUSON - NEW HOLLAND - SWATHMASTER			
SH185527	Belt with 56 teeth. 21-3/4" x 56-7/8", laced with connector pin. Case-IH 810, 914. 110" (5), 132" (6).	Case-IH 185527C93	295.95 ea.
SH197190	Belt with 51 teeth. 21-3/4" x 60-5/8", laced with connector pin. Case-IH 1015 11 ft. (6), 13 ft. (7).	Case-IH 1977190C1	288.95 ea.
SH842342	Front cleated belt with 42 teeth. 18-3/4" x 57-3/4", bolted splice. Case-IH 2015 (8), 2016 (9); Challenger PH13, PH15; AGCO-Gleaner 420, 4000, 4200; Massey Ferguson 4000, 4200, 9720; New Holland 75C, 76C; Swathmaster. Qty's. used: 12 ft. (7), 14 ft. (8), 16 ft. (9).	AGCO 71392452; Case-IH & NH 374197A1, 84229338	243.75 ea.
SH842341	Rear cleated belt. 18-3/4" x 57-3/4", bolted splice. Case-IH 2015 (8), 2016 (9); Challenger PH13, PH15; AGCO-Gleaner 420, 4000, 4200; Massey Ferguson 4000, 4200, 9720; New Holland 75C, 76C; Swathmaster. Qty's. used: 12 ft. (7), 14 ft. (8), 16 ft. (9).	AGCO 71392451; Case-IH & NH 374098A1, 84229341	138.80 ea.
JOHN DEERE			
SH247909	Belt with 56 teeth. 22" x 66-3/4", laced with connector pin. John Deere 200, 212, 214, 912, 914, 914P. Qty's. used: 88" (4), 110" (5), 132" (6), 154" (7).	AH147909, AH93943	245.75 ea.
SH317737	Front belt with 84 teeth. 44-11/16" x 57-3/4", bolted in-line splice. John Deere 615P. Qty. used: 4.	AXE60849	438.95 ea.
SH318052	Rear belt with textured cover. 44-11/16" x 69-3/4", bolted in-line splice. John Deere 615P. Qty. used: 4.	HXE108260	337.90 ea.
MELROE WESTWARD			
SH652781	Front belt with center guide and 28 teeth. 17-3/4" x 45-1/2", laced with connector pin. Melroe Westward 350, 351, 378, 388, 395, 397.	Melroe 6528781	220.75 ea.
SH652270	Rear belt. 17-3/4" x 27-7/8", laced with connector pin. Melroe Westward 350, 351, 378, 388, 395, 397.	Melroe 6528270	94.50 ea.
Pickup Belt Tooth			
SH86200	Double prong nylon tooth with hardware. John Deere 200, 212, 214, 615P, 912, 914, 914P.	John Deere H86248	1.69 ea.
SH96248	Double prong universal nylon tooth with hardware. Case-IH 810, 914, 1015, 2015, 2016; Challenger PH13, PH15; AGCO-Gleaner 420, 4000, 4200; Massey Ferguson 4000, 4200, 9720; Melroe Westward 350, 351, 378, 388, 395, 397; New Holland 75C, 76C; Swathmaster.	AGCO 71392362; Case-IH & NH 176888C1, 374025A1	1.69 ea.



SHOUP® Replacement Cutting Parts for Love Cutter Bars



Order No.	Description - Fits Models	Replaces Love No.	
194DC	Chrome Section, countersunk holes. 10 teeth/in. Length 3-7/32", hole spacing 2". Love prior to 1979.	L192DC	2.49 ea.
904525	5/8" countersunk bolt and nut; box of 50. 1" countersunk bolt and nut; box of 25.	Countersunk bolts may be used with your existing hold down clips.	16.95 box
904528			16.95 box
SH275	Double Prong Guard.	LB208, LB214	13.99 ea.
PB716112	Plow Bolt, 7/16" x 1-1/2" long.		.65 ea.
PB716134	Plow Bolt, 7/16" x 1-3/4" long.		.70 ea.
FN716	7/16" Flange Nut.		.25 ea.
SH47954	Wear Plate.	L220	2.79 ea.
424115	Crary Hold Down Clip, replaces standard hold down clip.		22.95 ea.
417435	Front Wear Strip for 424115.		2.75 ea.


Hose Organizer



Tired of trying to figure out which hoses go where? Use our hose organizer to keep track of which port your hoses go to. Made of plastic, hoses snap into organizer. Sold in sets of 5.

Order No.		
SH1190	Hose Organizer.	16.95 set

Flexible Hydraulic Hose Holder



Mounts on hitch of any implement. Keeps hoses safe and out of the way.

27-3/4" overall length; 4-1/2" hose loop; 3/8" diameter wire.

Order No.		
FH25		20.95 ea.



Replacement Cutting Parts for SCH Systems

SHOUP
Savings Price



Order No.	Description	SHOUP Savings Price
SC10059	Section; 7 serrations per inch.	2.15 ea.
SC10061	Section; 10 serrations per inch.	2.15 ea.
SC10005	Half Section; smooth.	2.49 ea.
SC16016	Section Bolt; 6mm x 16mm. Box of 50.	16.95 box
SC16018	Splice Kit & Drive Head Bolt; 6mm x 18mm.	.30 ea.
SC16028	Drive Head Bolt; 6mm x 28mm.	.40 ea.
SC16001	Flange Nut; 6mm. Box of 50.	7.95 box
SC42017	Splice Kit Insert.	.85 ea.
SC42018	Drive Head Insert.	.70 ea.
SC10987	Overlap Section; 7 serrations per inch.	3.85 ea.
SC10988	Overlap Hardware Kit; Includes 18 bolts and nuts.	10.95 kit
SC11299	2 Section Overlap Strap (7-bolt).	24.50 ea.
SC13665	3 Section Overlap Strap (9-bolt).	24.50 ea.

Guard Description	Short 5-1/4" long	Long 6-1/8" long	
12mm - Black			
2 Point Guard	SC17744	SC16500	26.99 ea.
3 Point Guard	SC19092	SC16503	54.25 ea.
Head/Center, open top	SC17750	SC10701	45.50 ea.
Center, double drive, open top	SC18051	SC10637	47.75 ea.
14mm - Orange			
2 Point Guard	SC17745	SC16501	26.99 ea.
3 Point Guard	SC19093	SC16504	54.25 ea.
Head/Center, open top	SC17751	SC10702	45.50 ea.
Center, double drive, open top	SC18052	SC10638	47.75 ea.
17mm - Gray			
2 Point Guard	SC17746	SC16502	26.99 ea.
3 Point Guard	SC19094	SC16505	54.25 ea.
Head, closed top	SC19158	—	49.95 ea.
Head/Center, open top	SC17752	SC10703	45.50 ea.
Center, double drive, open top	SC18053	SC10639	47.75 ea.

Applications:

12mm guards: used on AGCO-Gleaner Series 3, 300 thru 8200, 9250, 9255; Challenger; John Deere 200, 900, 900F, 900R, 600D, 600F, 600FD, 700D, 700FD, 900D, HDF, HDR, RDF; Honey Bee; Massey Ferguson 7000, 7200, 8000, 8200, 9250, 9255, 9800, 9850; New Holland 88C, 94C, 971, 994, 994D.

14mm guards: used on AGCO-Gleaner Series I & II; Case-IH 810, 1010, 1052, 2020, 2042, 2052, 2062, 2142, 2152, 2162; Hart Carter; Love; MacDon 960, 962, 963, 972, 973, 974, D50 thru D145, FD70 thru FD145; MF 1859 Flex, 9100 Flex; New Holland 73C, 74C, 84C, 972, 973.

17mm guards: used on Case-IH 820, 1020, 3020; MacDon 5010; New Holland 740CF.

Order No.	Guard Carriage Bolts	Order No.	Guard Hex Bolts
MCB1040	10mm x 40mm .50 ea.	MHB10X40	10mm x 40mm .80 ea.
MCB1045	10mm x 45mm .65 ea.	MHB10X45	10mm x 45mm .85 ea.
MCB1050	10mm x 50mm .75 ea.	MHB10X50	10mm x 50mm .90 ea.
		MHB10X60	10mm x 60mm 1.00 ea.
		MHB10X70	10mm x 70mm 1.20 ea.
MFN10	10mm flange nut .30 ea.		

Wear Plates



AGCO-Gleaner Series I & II. Case-IH 810, 1010, 1020, 1052; early 2020; 2042, 2052, 2062, 2142, 2152, 2162. Hart Carter. John Deere 600D, 600FD, 700D, 700FD, HDF, HDR, RDF. Love. New Holland 972, 973, 73C; early 74C; 84C. MacDon. MF 1859 Flex, 9100 Flex.

Order No.	Style	Thickness	Color	
SC50025	2 hole	5mm	Blue	3.65 ea.
SC50035	3 hole	5mm	Blue	4.90 ea.
SC50045	4 hole	5mm	Blue	4.90 ea.
SC60025	2 hole	6mm	Black	5.00 ea.
SC60035	3 hole	6mm	Black	5.75 ea.
SC60045	4 hole	6mm	Black	5.75 ea.

AGCO-Gleaner Series 3, 300 thru 8200, 9250, 9255. Case-IH 820; late 2020; 3020. John Deere 200, 900, 900D, 900F, 900R, 600F. MF 7000 thru 9850. New Holland late 74C; 88C, 971, 740CF.

Roller Guides



SC19036	Roller Guide, bottom.	22.50 ea.
SC19035	Roller Guide, top.	22.50 ea.

Splice Kit

SC42008	Splice Kit with hardware.	28.95 ea.
---------	---------------------------	-----------

Poly Skid Pad for SCH EasyCut II



Case-IH 2042, 2052, 2062, 2142, 2152, 2162 model year 2006-2012. MacDon D50, D60, D65, D125, D130, D135, D140, D145, FD70, FD75, FD125, FD130, FD135, FD140, FD145 model year 2006 & after. New Holland 84C, 86C, 88C, 840CD, 880CF model year 2006-2012.

SH82817	Skid Pad; Case-IH, New Holland and MacDon drapers with SCH EasyCut II system.	18.79 ea.
---------	---	-----------

SH82817 not for use with OEM cutting systems.



Split knifeback design
for convenient transport.

Sickle Assemblies for Single Drive

less drive head and drive head bolts.
Includes SC10059 - 7 tooth sections.

Order No.	Length	SC10059 Qty.	SHOUP Savings Price
SC80013	13 ft.	54	393.75 ea.
SC80015	15 ft.	62	440.25 ea.
SC80016	16 ft.	66	463.50 ea.
SC80018	18 ft.	74	510.00 ea.
SC80020	20 ft.	82	556.50 ea.

Order No.	Length	SC10059 Qty.	SHOUP Savings Price
SC80022	22 ft.	90	603.00 ea.
SC80024	24 ft.	98	649.50 ea.
SC80025	25 ft.	102	672.75 ea.
SC80027	27 ft.	110	719.25 ea.
SC80030	30 ft.	122	789.00 ea.
SC80035	35 ft.	142	905.00 ea.
SC80036	36 ft.	146	928.25 ea.
SC80040	40 ft.	162	1063.50 ea.

Sickle Assemblies for Double Drive

Less drive head and drive head bolts. Includes
(1) left, (1) right sickle. SC10059 - 7 tooth sections.

Specify type of overlap when ordering:

2-section overlap (uses 7 bolt overlap strap)

3-section overlap (uses 9 bolt overlap strap)


No overlap (used with center crop divider)

Order No.	Length	SC10059 Qty.	SHOUP Savings Price
SC90020	20 ft.	82	596.50 ea.
SC90025	25 ft.	102	712.75 ea.
SC90030	30 ft.	122	829.00 ea.

Order No.	Length	SC10059 Qty.	SHOUP Savings Price
SC90035	35 ft.	142	945.00 ea.
SC90040	40 ft.	162	1103.50 ea.
SC90045	45 ft.	182	1177.50 ea.

Driveheads for SCH Systems

Visit shoupparts.com
for models not listed.



SC45301



SC36301



SC44301



SC81379



SC02401



SC14226



SC27301



SC13160



SH257812



SC10187

Order No.	Description - Fits Models	SHOUP Savings Price
AGCO-Gleaner		
SC45301	Left Hand. Series 2, Hart-Carter Generation 3 with 3/8" backbone; less bearing.	154.00 ea.
SC24301	Left Hand. Series 3, early 300 series with 1/4" backbone; less bearing.	154.25 ea.
SC36301	Left Hand. Late 300 series; 400, 500, early 800 series with 3/4" dia tie rod. Less tie rod end with bearing.	161.75 ea.
SC13997	Left Hand. Late 800 series; 7000, 8000 series with 7/8" dia tie rod. Less tie rod end with bearing.	161.75 ea.
Case-IH		
SC45301	Left Hand. 810 with Hart-Carter Generation 3 with 3/8" backbone; less bearing.	154.00 ea.
SC39301	Left Hand. 820 Floating head; less bearing.	152.25 ea.
SC44301	Left Hand. 1010, 1020, includes tie rod end.	205.90 ea.
SC13667	Left Hand. 1052, 2142, 2152, 2162 25' or smaller ; less bearing.	135.55 ea.
SC13668	Right Hand. 1052, 2142, 2152, 2162 25' or smaller ; less bearing.	135.55 ea.
SC81379	Left Hand. 2142, 2152, 2162 30' or larger ; less bearing.	164.75 ea.
SC81380	Right Hand. 2142, 2152, 2162 30' or larger ; less bearing.	164.75 ea.
SC02401	Left Hand. 3020.	346.65 ea.
SC02896	Right Hand. 3020.	346.65 ea.
Honey Bee		
SC14226	Left hand, for heads built 2010 & prior.	188.50 ea.
SC14227	Right hand, for heads built 2010 & prior.	188.50 ea.
John Deere		
SC27301	Left Hand. 200, 900, 900F, 900R series; includes tie rod end.	198.95 ea.
SC81352	Left Hand. 900D series.	224.50 ea.
SC13160	Left Hand. 600F series; steel drive head, built to June 2020.	198.95 ea.
SC60063	Left Hand. 600F series; cast drive head, June 2020 & after.	138.50 ea.
SH257812	Wear sleeve, nylon; SCH Pro Drive.	7.50 ea.
SC60063 replaces SC13160 when used with (2) open top head guards, (7) SC16028 bolts, (7) SC10601 flange nuts.		
SC10187	Left hand; 600FD, 700FD, RDF series. Includes nylon bearing.	217.90 ea.
SC10188	Right hand; 600FD, 700FD, RDF series. Includes nylon bearing.	217.90 ea.
New Holland		
SC14226	Left hand; 88C, 94C.	188.50 ea.
SC14227	Right hand; 88C, 94C.	188.50 ea.



Hardened roller has a sealed bearing and cap to keep dirt out.

SCH Roller Guide Conversion Kit

Update older SCH systems. Replacing wear plates with Roller Guides makes the knifeback have less friction, which equals less wear and more performance.

Must replace knifeback when converting to SCH Roller Guides.

Platform Width	SHOUP Savings Price	Platform Width	SHOUP Savings Price	Platform Width	SHOUP Savings Price
13 ft.	213.00	18 ft.	278.00	25 ft.	401.00
15 ft.	245.00	20 ft.	312.00	30 ft.	483.00
16 ft.	263.00	22 ft.	359.00	35 ft.	563.00
16.5 ft.	263.00	22.5 ft.	359.00	36 ft.	582.00
17.5 ft.	278.00	24 ft.	378.00		

Specify platform make & model when ordering.

SCH EASYCUT II System Conversion



Optional Roller Guide

Kit Price includes all parts to convert to SCH system: Sickle with knifehead (less bearing), guards, hardware and your choice of standard wear plates or new SCH roller guides. Also includes 10 extra sections with hardware, 2 guards and 10mm socket & wrench for bolts.

Price Adjustments to Kits:

Adjustment	Add	Price
Double Drive Bars	Add	320.00
MacDon drapers built 2006 & up; Case-IH & New Holland drapers built 2006 - 2012.	Add	37.50 ft.
Case-IH 3020 platforms.	Add	200.00
Claas; Massey Ferguson 8450, 8460.	Add	193.00

Platform Width	SCH System with wear plates	SCH System with Roller Guides
7 ft.	.944.00	1029.00
9 ft.	1079.00	1188.00
12 ft.	1287.00	1433.00
13 ft.	1357.00	1510.00
15 ft.	1536.00	1712.00
16 ft.	1612.00	1796.00
16.5 ft.	1653.00	1846.00
17.5 ft.	1738.00	1940.00
18 ft.	1780.00	1989.00
20 ft.	1931.00	2166.00
22 ft.	2056.00	2318.00
22.5 ft.	2116.00	2387.00
24 ft.	2184.00	2471.00
25 ft.	2243.00	2537.00
30 ft.	2522.00	2874.00
35 ft.	2790.00	3204.00
36 ft.	2858.00	3279.00
40 ft.	3179.00	3702.00
45 ft.	3476.00	3889.00

The design of the Easycut guard eliminates hold downs, shims and all adjusting that goes with them.

Sections alternate cutting against the top and bottom of the guard. This keeps the sickle in balance for top performance and less breakage of guards.

Available with either standard wear plates or roller guides.

W.A. Johnson's GRAIN SAVER® Rock and Dirt Guard

The combine attachment that helps prevent grain from falling out . . . and rocks from rolling in.



To order specify platform model and style (A,B,C . . .) of holddowns.

Johnson's Grain Saver® Rock and Dirt Guard mounts on top at the rear of the sickle bar, across the full width of the header. It flexes with the sickle bar to enhance performance. Average assembly time is five minutes per foot.

It blocks the flow of grain that falls off the cutterbar and saves more grain during harvest. It also saves auger and reel shattered beans while preventing rocks and dirt from getting into your machine.

Grain Saver is not available for 1-1/2" cut Tiger Jaw or Double Cut systems.

A - JD Cast 200, 900 series **B** - Steel **C** - JD Cast 600 series **D** - JD Steel 600 series
 Early 600 series C & D could be used together.

E - Cray **F** - SCH **G** - Case-IH or MacDon **H** - Case-IH or New Holland

J - Case-IH 1-1/2" cut (specify 1 or 2 per ft.) **K** - Case-IH 3" cut **L** - Case-IH 3" cut
 Case-IH 1010 and 1020 specify drivehead holddown (K or L) and qty.

Order No.	Header Width	SHOUP Savings Price
RG130	13 foot	325.00 kit
RG150	15 foot	375.00 kit
RG160	16 foot	400.00 kit
RG165	16-1/2 foot	412.50 kit
RG175	17-1/2 foot	437.50 kit
RG180	18 foot	450.00 kit
RG200	20 foot	500.00 kit
RG220	22 foot	550.00 kit

Order No.	Header Width	SHOUP Savings Price
RG225	22-1/2 foot	562.50 kit
RG240	24 foot	600.00 kit
RG250	25 foot	625.00 kit
RG270	27 foot	675.00 kit
RG300	30 foot	750.00 kit
RG350	35 foot	875.00 kit
RG360	36 foot	900.00 kit
RG400	40 foot	1000.00 kit
RG450	45 foot	1125.00 kit

Sections for Crary Gold'n Cut Sickles

Shoup Price. 3.25 ea.



Order No.	Replaces Crary No.	Fits Make/Model
417204	17204	AGCO-Gleaner Series 3, 300, 400, 500, 700, 800 with original Gleaner guards.
417318	17318	AGCO-Gleaner Series 3, 300, 400, 500, 700, 800, 7000, 7200, 8000 with Crary guards.
417201	17201	Case-IH 820, 1010, 1020, 2010, 2020, 3020; NH 970, 971, 972, 973, 71C, 73C, 74C, 740CF.
417206	17206	Hart Carter with Crary guards; Love.
417205	17205	Hart Carter with original HC guards.
417203	17203	John Deere 200, 900, 900F, 900R.
417202	17202	MF1859 rigid, 9000, 9100, 9300; John Deere 600D, 600F, 600FD, 600R.

Sections for Crary KingKut Sickles

KingKut sections increase crop feeding capabilities by expanding the cutting surface. More feeding area with less weight equals maximum cutting performance.



Order No.	Fits Make/Model	SHOUP Savings Price
414765	KingKut section. Replaces Crary 417201, 417203, 417318 sections when used with Crary Guards.	3.25 ea.

Sickle Driveheads



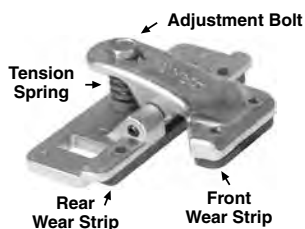
Order No.	Fits Make/Model	SHOUP Savings Price
SH197230	Case-IH 820.	199.95 ea.
SH1313795	Case-IH 1010, 1020 with 1-1/2" cut.	164.95 ea.
SH1313151	Case-IH 1010, 1020 with 3" cut.	164.95 ea.
SH121075	John Deere 200, 900, 900F, 900R.	105.95 ea.
SH880662	Hart Carter Gen. III, wobble drive.	195.95 ea.



Spring Loaded Hold Down Clips for Combines

Perfect clip adjustment in minutes – No more bending or shimmying your hold down clips. Simply turn the adjustment bolt with a 1/2" wrench to either increase or decrease clip down pressure on the sickle section.

Spring loaded hold downs feature a replaceable wear strip made of long lasting Nylatron.



Order No.	Description - Fits Models	SHOUP Savings Price
424368	Hold Down Clip. AGCO-Gleaner Series 3, 300, 400, 500, 700, 800, 7000, 7200, 8000; John Deere 200, 900, 900F, 900R, 600D, 600F, 600FD, 600R.	22.95 ea.
424335	Hold Down Clip. Case-IH 820, 1010; 1020 with OEM 3" cut.	22.95 ea.
425615	Hold Down Clip. Case-IH 1020 with Crary 7229 guard.	22.95 ea.
424336	Hold Down Clip. Case-IH 1020 with Crary 7228 guard.	22.95 ea.
424336	Hold Down Clip. NH 970, 971, 972, 973, 71C, 73C, 74C, 740CF, 840CD, 880CF; Case-IH 2020, 3020, 2142, 2152, 2162, 3152, 3162; MacDon platforms and windrowers.	22.95 ea.
424911	Hold Down Clip, drive head (1 or 2 used). AGCO-Gleaner Series 3, 300, 400, 500, 700, 800, 7000, 7200, 8000; John Deere 200, 900, 900F, 900R, 600D, 600F, 600FD, 600R; Case-IH 820, 1010, 1020, 2020, 3020, 2142, 2152, 2162, 3152, 3162; NH 970, 971, 972, 973, 71C, 73C, 74C, 740CF, 840CD, 880CF; MacDon platforms and windrowers.	24.50 ea.
417434	Front Wear Strip for 424368, 424335, 424336, 424911. Also fits Crary hold downs that have front wear strip only (except Hart Carter, Love).	2.75 ea.
412848	Front Wear Strip for 425615.	2.75 ea.
412165	Rear Wear Strip for 424368, 424335, 424911.	2.75 ea.
412156	Rear Wear Strip for 425615.	2.75 ea.
412166	Rear Wear Strip for 424336.	2.75 ea.
424115	Hold Down Clip. Hart Carter, Love. (424115 has front wear strip only).	22.95 ea.



CRARY Gold Guards

Gold Guards have two regular prongs and two uniquely designed mini-prongs that double the cutting action of each full sickle stroke. The superior design of the Gold Guard reduces plant side movement

- Increase travel speed
- Reduce shatter loss
- Use with conventional or double-point sections

over 50% while reducing shatter loss. Gold Guards can be used over the rows or solid across the cutter bar and are available for most combine headers.

Order No.	Description - Fits Models	Replaces Crary No.	SHOUP Savings Price
417222	AGCO-Gleaner. All except Hart Carter and Love.	7222	29.95 ea.
417222	John Deere 200, 900, 900F, 900R, 600D, 600F, 600FD, 600R.	7222	29.95 ea.
21228	John Deere. Triple guard.	21228	56.95 ea.
417225	Hart-Carter, Love.	7225	29.95 ea.
417328	Case-IH 820, 1010, 1020 with non-replaceable wear bar used on Crary 1995 and prior. May be replaced with 417229 guard. Use 7/16" carriage bolts. Case-IH 2020, 2142, 2152, 2162, 3020, 3152, 3162. Lexion F25, F30, F535, F540. MacDon platforms, windrowers.	7228	29.95 ea.
417229	Case-IH 820, 1010, 1020 on Crary systems 1996 and after. Use with SH47954 wear plate on 820, 1010; 424261 wear plate on 1020. Use 7/16" carriage bolts.	7229	29.95 ea.
SH47954	Wear Plate, 6". Use with 417229 guard on Case-IH 820, 1010.	17329	2.79 ea.
424261	Wear Plate, 6". Use with 417229 guard on Case-IH 1020.	24261	6.95 ea.
22063 Drive Head Only	Case-IH 820, 1010, 1020. 3 used on left drive end (only). Use 7/16" carriage bolts.	22063	35.50 ea.
24361 Stub Guard	Case-IH 820, 1020. 1 used on 820, 2 used on 1020 (15, 20, 25, 30 ft. only). Use 7/16" carriage bolts.	24361	26.75 ea.
417328	New Holland 970, 971, 972, 973, 71C, 72C, 73C, 74C, 740CF, 840CD, 880CF.	7228	29.95 ea.
416658	416658 12" universal wear plate.	16658	10.25 ea.
SH253157	SH253157 6-7/16" universal wear plate (see SH47954 or 424261 for Case-IH 820, 1010, 1020).	17329	2.79 ea.



W.A. Johnson Feeder House Debris Deflector

- Debris and overflow grain falls off the deflector and back into the header.
- Prevents trash buildup on feeder house and around cylinders and sensor linkage on Field Tracker® and Contour Master™.
- Less dust and debris reduces fire hazard in dry conditions and decreases corrosion and sensor damage caused by dust and moisture.
- Easy to install. Large magnets hold the 22 oz. poly material to the header. Quickly detaches for cleaning windows or changing headers.




Order No. Fits Models - Specify make/model of combine and platform.

66410	Case-IH; except sidehill, draper platforms, 4400 series corn heads.	379.00 kit
66430	AGCO-Gleaner.	379.00 kit
66440	John Deere combines prior to S series (2011 & prior) with JD platforms up to 35'. Will not fit HDF, HDR series platforms or sidehill combines.	379.00 kit
66500	John Deere S series combines with JD platforms up to 35'. Will not fit HDF, HDR series platforms.	379.00 kit
66510	John Deere S series with 640FD, 645FD, 740FD, 745FD, RD40F, RD45F platforms.	425.00 kit
66520	John Deere STS series with 640FD, 645FD, 740FD, 745FD, RD40F, RD45F platforms.	425.00 kit
66400	John Deere sidehill, Lexion, Massey Ferguson, New Holland CR Series. Specify make/model of combine and platform.	379.00 kit



Order No.	Description	Price
SH431038	Flex Tine for CFC Pipe Reel. CFC pipe reel tines bolt into steel mounting bracket (SH431040) that is welded to reel pipe.	2.00 ea.
CB14112	Carriage Bolt. Use with SH431038 flex tine.	.32 ea.
LN14	Lock Nut. Use with CB14112 and BH14312 bolts.	.08 ea.
SH431040	Mounting Bracket for SH431038 CFC Flex Tine (welds to reel pipe).	1.40 ea.
SH432181	Outer Reel Arm Bearings with 7/8" I.D. for CFC Pipe Reel (12 used).	3.69 ea.
SH432182	Inner Reel Arm Bearing with 1-1/4" I.D. for CFC Pipe Reel (12, 24 or 36 used).	3.69 ea.
BH14312	Flange Bolt. Use with SH432181 and SH432182 bearings.	.99 ea.

Flex-Tine Reel Kits



The easy way to convert your present steel tine reel to a reel with the popular Flexible Reel Tines.

Flexible Reel Tines are pre-mounted to heavy-duty wood bats, ready to install on your reel. Eliminate the time involved replacing your broken steel tines while at the same time replacing cracked or broken bats.

Kits contain all bats to rebuild your entire reel.


Order No.	Fits Models	SHOUP Savings Price
AGCO-Gleaner Platforms		
FTAC13	13 ft. Gleaner	648.20 kit
FTAC15	15 ft. Gleaner	728.60 kit
FTAC16	16 ft. Gleaner	769.75 kit
FTAC18	18 ft. Gleaner	871.00 kit
FTAC20	20 ft. Gleaner	992.60 kit
FTAC22	22 ft. Gleaner	1093.80 kit
FTAC24	24 ft. Gleaner	1221.40 kit
JOHN DEERE Platforms		
FTJ13	13 ft. Quik-Tatch, 213	638.25 kit
FTJ15	15 ft. Quik-Tatch, 215	729.95 kit
FTJ16	16 ft. Quik-Tatch, 216	780.65 kit
FTJ18	18 ft. Quik-Tatch, 218	874.30 kit
FTJ20	20 ft. Quik-Tatch, 220	963.30 kit
FTJ22	22 ft. 222	1091.05 kit
FTJ24	24 ft. Quik-Tatch, 224	1212.25 kit

Order No.	Fits Models	SHOUP Savings Price
CASE-IH Platforms		
FTI13	13 ft. 810, 820	645.15 kit
FTI15	15 ft. 810, 820	735.75 kit
FTI16	16-1/2 ft. 820	794.40 kit
FTI17	17-1/2 ft. 810, 820	868.50 kit
FTI20	20 ft. 810, 820	974.90 kit
FTI22	22-1/2 ft. 820	1090.95 kit
FTI24	24 ft. 810	1212.25 kit
NEW HOLLAND Platforms		
FTNH13	13 ft. 970, 972	559.25 kit
FTNH15	15 ft. 970, 972	731.95 kit
FTNH16	16 ft. 970, 971, 972, 973	800.25 kit
FTNH18	18 ft. 970, 971, 972, 973	882.35 kit
FTNH20	20 ft. 970, 971, 972, 973	990.25 kit
WHITE Platforms		
FTW13	13 ft. Heavy Duty Reel	647.25 kit
FTW15	15 ft. Heavy Duty Reel	747.65 kit
FTW18	18 ft. Heavy Duty Reel	889.10 kit
FTW20	20 ft. Heavy Duty Reel	1085.85 kit

Wood Reel Bats with Flex Tines

High-quality hardwood slats with flex tines, assembled and painted black.

Measure bat length to order.



Used on reels with wood bats and steel tines:

AGCO - Gleaner
Case-IH 810, 820
John Deere 200
New Holland 970, 971, 972, 973
White

Order No.	Length	Tines	Price/ea.	Order No.	Length	Tines	Price/ea.	Order No.	Length	Tines	Price/ea.	Order No.	Length	Tines	Price/ea.
F43	43"	10	41.95	F53	53"	12	49.35	F63	63"	14	59.25	F81	81"	18	71.85
F45	45"	10	44.10	F54	54"	12	50.75	F66	66"	15	59.70	F82	82"	18	72.60
F48	48"	11	45.75	F56	56"	12	53.15	F69	69"	15	61.75	F83	83"	18	73.90
F49	49"	11	46.10	F57	57"	13	54.35	F75	75"	17	67.80	F89	89"	20	80.35
F51	51"	11	46.85	F59	59"	13	56.75	F78	78"	17	71.60	F90	90"	20	80.85
F52	52"	12	48.20	F60	60"	13	56.90								

Wood Reel Bats with Steel Tines

High-quality hardwood slats with steel tines, assembled and painted black.

Measure bat length to order.




Used on reels with wood bats and steel tines:

AGCO - Gleaner
Case-IH 810, 820
John Deere 200
New Holland 970, 971, 972, 973
White

Order No.	Length	Tines	Price/ea.	Order No.	Length	Tines	Price/ea.	Order No.	Length	Tines	Price/ea.	Order No.	Length	Tines	Price/ea.
S43	43"	10	57.75	S53	53"	12	68.90	S63	63"	14	80.25	S81	81"	18	96.30
S45	45"	10	60.30	S54	54"	12	70.15	S66	66"	15	82.40	S82	82"	18	99.50
S48	48"	11	62.85	S56	56"	12	73.10	S69	69"	15	85.95	S83	83"	18	100.75
S49	49"	11	63.90	S57	57"	13	74.25	S75	75"	17	91.35	S89	89"	20	107.50
S51	51"	11	66.25	S59	59"	13	76.55	S78	78"	17	92.90	S90	90"	20	108.50
S52	52"	12	67.65	S60	60"	13	77.55								

Clean Sweep Reel Paddle

fits both Steel Tear Drop Bats and Wood Bats with Steel Tines.



Will not fit Gleaner and MF platforms with a Ull reel.

Reel Width	Quantity Used
13' & 15'	12 kits
16' & 18'	15 kits
20'	17 kits
22'	18 kits
24'	21 kits

Works great for short crops. Increase reach of the reel which improves feeding crop into the platform auger.

Clean Sweep Paddles are 11-3/4" wide and 12-1/2" tall. Manufactured from 1/4" thick durable rubber. Paddles bolt onto the tines using mounting straps and hardware included. No drilling required.





Order No.	Description	Price
SH43205	Clean Sweep; includes one paddle with mounting brackets and hardware.	22.95 kit

SHOUP® Replacement Platform Reel Parts





for AGCO-Gleaner, John Deere, Case-IH, Lexion F, New Holland, and White Combines

	Order No.	Description - Fits Models	SHOUP Savings	Price
	SH34410			
	SH50204	Plastic Bearing Kit. Includes base, cap, u-bolt, locknuts. AGCO-Gleaner; Case-IH 810, 820; John Deere 200; New Holland 960, 970, 972; White HD with wood bats . John Deere 900 to s/n 645300; New Holland 971, 973 with tear drop bats .	4.95	kit
	SH1313319	Steel Arm. Use with SH50204.	17.50	ea.
	SH1313462	Plastic Bearing Kit. Includes two bearing halves, bolts, locknuts. Case-IH 820, 1020 with poly tines mounted to front of steel tear drop bats .	11.50	kit
	SH1313319	Steel Arm. Use with SH1313462.	78.95	ea.
	SH1313315	Steel Bearing Clevis. Use with SH1313462.	18.50	ea.
	SH1326656	Plastic Bearing Kit. Includes two bearing halves, bolts, locknuts. AGCO-Gleaner Series 3, 300; Massey Ferguson 9700, 9750; Case-IH 1010, 1020 with poly tines mounted to rear of steel tear drop bats .	4.75	kit
	SH1326650	Steel Arm. Use with SH1326656.	22.50	ea.
	SH1347084	Plastic Bearing Kit. Includes two bearing halves, bolt, locknut. AGCO-Gleaner 300, 400, 500, 700, 800; AGCO-Gleaner & Massey Ferguson 7000, 7200, 8000, 8200, 9250; Case-IH 1010, 1020, 2010, 2020, 3020; Lexion F with HCC reel; John Deere 900 s/n 645301 & up, 900F, 900R; Massey Ferguson 9700, 9750, 9800, 9850; New Holland 971, 973, 71C, 72C, 73C, 74C, 740CF with poly tines mounted on a pipe .	5.50	kit
	SH1347085	Steel Bearing Clevis. Use with SH1347084.	4.99	ea.
	SH1347083	Steel Arm. Use with SH1347084; 30 ft. reels and smaller (9250 25 ft. only).	21.50	ea.
	SH305470	Steel Arm. Use with SH1347084; 35 ft. reels (9250 30 ft. only).	30.95	ea.
	SH1347084	Plastic Bearing Kit. Includes two bearing halves, bolt, locknut. Case-IH 3152, 3162; New Holland 840CD, 880CF.	5.50	kit
	SH1347085	Steel Bearing Clevis. Use with SH1347084.	4.99	ea.
	SH1347083	Steel Arm. Use with SH1347084; 25 ft., 30 ft., 40 ft., 45 ft. reels.	21.50	ea.
	SH305470	Steel Arm. Use with SH1347084; 35 ft. reels.	30.95	ea.
	SH38803	Plastic Bearing Assembly. John Deere 620F, 620R, 622F, 625D, 625F, 625R, 630D, 630F, 630FD, 630R, 635D, 635F, 635FD, 640D, 640FD, 645FD, 730D, 730FD, 735D, 735FD, 740D, 740FD, 745FD, HD35F, HD35R, HD40F, HD40R, HD45F, HD45R, HD50F, HD50R, RD30F, RD35F, RD40F, RD45F with poly tines.	4.25	ea.
	SH1347083	Steel Arm. John Deere 620F, 620R, 622F, 625D, 625F, 625R, 640D, 640FD, 645FD, 725D, 740D, 740FD, 745FD, RD40F, RD45F.	21.50	ea.
	SH305470	Steel Arm. John Deere 630D, 630F, 630FD, 630R, 635D, 635F, 635FD, 730D, 730FD, 735FD; 930D s/n 705000 & up; 936D s/n 706082 & up; RD30F, RD35F.	30.95	ea.
	SH249745	Reel Thrust Washer, Nylon. AGCO-Gleaner 300, 400, 500, 700, 800; Case-IH 1010, 1020 with pipe reel; John Deere 900 s/n 645301 & up, 900F, 900R; New Holland 971, 973 with pipe reel; Massey Ferguson late 9700, 9750, 9800, 9850.	2.99	ea.
	SH86390	Plastic Bearing Kit for one piece reel end shield. Two piece threaded bearing. AGCO-Gleaner Series 3, 300, 400, 500, 700, 800; AGCO-Gleaner & Massey Ferguson 7000, 8000; Case-IH 1010, 1020 with pipe reel; 2010, 2020, 3020; New Holland 971, 973 with pipe reel; 71C, 72C, 73C, 74C, 740CF, 92C, 94C, 994, 994D; Massey Ferguson late 9700, 9750, 9800, 9850.	7.75	kit
	SH1326656	Plastic Bearing Kit for 6 piece reel end shield. Includes two bearing halves, bolts, locknuts. AGCO-Gleaner & Massey Ferguson 7200, 8200, 9250; John Deere 900 s/n 645301 & up, 900D, 900F, 900R, 600D, 600F, 600FD, 600R; Massey Ferguson early 9700, 9750.	4.75	kit
	SH275609	Shoulder bolt and lock nut for reel shield. Use with SH86390, SH1326656.	5.50	kit
	SH275610	Reel Shield, 6 used per end. AGCO-Gleaner 7200, 8200, 9250; Case-IH 1020 to s/n 215000; John Deere 900 s/n 645301 & up, 900D, 900F, 900R, 600D, 600F, 600FD, 600R; Massey Ferguson 7200, 8200, 9250, early 9700, 9750.	47.95	ea.






Platform and Reel Parts - Shoup Parts For (Cont.)

	Order No.	Description - Fits Models	Replaces OEM No.	SHOUP Savings Price
	SH34403	Reel Bearing. AGCO-Gleaner with wood or tear drop reel; Case-IH 810, 820; 1020 to s/n 215000; John Deere all 200; 900 to s/n 655300; Lexion F with early HCC reel; Massey Ferguson 9700, 9750; New Holland with wood or tear drop reel 960, 970, 971, 972, 973; White HD.		27.95 ea.
	SH244373	Reel Bearing. AGCO-Gleaner with pipe reel 300, 400, 500, 700, 800; AGCO-Gleaner & Massey Ferguson 7000, 7200, 8000, 8200, 9250; Case-IH 1020 s/n 215001 & up; 2010, 2020, 3020; Lexion F with late HCC reel; John Deere 900 s/n 655301 & up, 900D, 900F, 900R, 600D, 600F, 600FD, 600R; Massey Ferguson 9800, 9850; New Holland with pipe reel 971, 973, 71C, 72C, 73C, 74C, 740CF.		34.95 ea.
	SH08693	Control Ring. AGCO-Gleaner; Case-IH 810, 820, 1010, 1020, 2010, 2020, 3020; John Deere 200, 900, 900D, 900F, 900R, 600D, 600F, 600FD, 600R; Lexion F with HCC reel; Massey Ferguson 9250, 9700, 9750, 9800, 9850; New Holland 960, 970, 971, 972, 973, 71C, 72C, 73C, 74C, 740CF; White HD.		134.50 ea.
	SH327650	End Tine Assembly. Includes poly tine, retainer, bracket, hardware. AGCO-Gleaner Series 3, 300; Case-IH 1010; 1020 built 1988 & after, 2010, 2020; John Deere 900D, 900R; Massey Ferguson 9700, 9750; New Holland 971, 972, 973, 994D, 71C, 72C, 73C, 74C, 88C.		25.95 ea.
	SH324013	Poly Tine (only), same applications as SH327650.		9.75 ea.




Steel Fingers for AGCO-Gleaner; John Deere 200; Case-IH 810, 820; New Holland 960, 970, 972; White HD.

	SH43316	Finger, steel.		1.75 ea.
	SH43317	Clip. For use with SH43316 Finger.		.59 ea.
	SH43318	Bolt to mount SH43317 (clip) to slat.		.13 ea.
	SH43319	Locking Flange Nut to mount SH43317 (clip) to slat.		.12 ea.
	SH43332	Finger, steel; left.		4.75 ea.
	SH43332	Finger, steel; right.		4.75 ea.


Steel Reel Tines for John Deere 600D, 600F, 600FD, 600R, 700D, 700FD, RD30F.

	SH254071	Nut, threaded insert for MFB8X25.		.99 ea.
	SH276179	Finger, steel; Left hand, 9-1/4" overall length. 625D, 625F, 625R, 630D, 630F, 630FD, 630R, 725D, 730D, 730FD; 925D, 930D s/n 705744 & up; RD30F. Does not replace poly tines.	H176179	4.89 ea.
	SH276180	Finger, steel; Right hand, 9-1/4" overall length. 625D, 625F, 625R, 630D, 630F, 630FD, 630R, 725D, 730D, 730FD; 925D, 930D s/n 705744 & up; RD30F.	H176180	5.69 ea.
	MFB8X25	Flange bolt for SH276179 & SH276180.	19M7867	.75 ea.
	SFW8	Washer, top serrated for MFB8X25.	H174186	.30 ea.

Poly Reel Tine and Bearing for Cray Air Reel

	SH22039	Plastic Tine; for reel with rectangle steel bats.	22039	2.25 ea.
	SH22038	Mounting Hardware; includes bolt, locknut, washer to mount SH22039.		.60 ea.
	SH12529	Plastic Tine; for pipe reel.	15597	2.49 ea.
	SH25597	Mounting Screw; used to mount SH12529.		.30 ea.
	SH54828	Plastic Bearing Kit; includes two bearing halves, steel retainer, bolts, locknuts.	54828	5.49 kit

Poly Reel Tines for John Deere 600D, 600FD, 700D, 700FD, HDF, HDR, RDF

	SH20423	Plastic Tine with mounting screw. 625D, 630D, 630FD, 635D, 635FD, 640D, 640FD, 645FD s/n 785001 & up; 725D, 730D, 730FD, 735D, 735FD, 740D, 740FD, 745FD, HD35F, HD35R, HD40F, HD40R, HD45F, HD45R, HD50F, HD50R, RD30F, RD35F, RD40F, RD45F.	KXE10423 (10 pack), KXE10424 (60 pack)	4.75 ea.
---	---------	---	---	----------

Platform and Reel Parts - Shoup Parts For (Cont.)

Order No.	Description - Fits Models	Replaces OEM Number	SHOUP Savings Price
Poly Reel Tines for MacDon - Case-IH - New Holland with pipe reels			
SH105212	Plastic Tine. MacDon 972, 973, 974; Case-IH 1052, 2052, 2062; New Holland 84C.	381189A1, 105212	2.89 ea.
SH105190	Bolt and lock nut for SH105212.		.35 ea.
SH137987	Plastic Tine. MacDon D50, D60, D65, FD70, FD75, FD130, FD135, FD140, FD145, FD225, FD230, FD235, FD240, FD241, FD245, FD250; Case-IH 2142, 2152, 2162; NH 86C.	87561020, 137987	3.49 ea.
SH252687	Screw for SH137987.		.60 ea.
SH48645	Plastic Tine with mounting screw. Case-IH 3152, 3162; New Holland 840CD, 880CF.	47392794, 47966404, 48151645	3.95 ea.



UII Series II Reel Tine and Bearings

SH27630	Plastic Tine for UII Series II tear drop bat.		2.50 ea.
H14100	Hex Bolt for SH27630.		.14 ea.
LN14	Lock Nut for SH27630.		.08 ea.

Used on **Case-IH** 325, 425, 8820, 8830, DH182, DH212, DH213, DH252, DH302, DH303, DH362, DH363, DHX181, DHX182, DHX211, DHX212, DHX251, DHX301, DHX302, DHX361, DHX362; **Challenger** 5200, DHC, DHW, FH, RH, Draper Header; **AGCO-Gleaner** 700, 800, 5000, 5100, 7000, 8000; **Hesston/AGCO** 5000, 5200, 8000, 8050, 8100, 8200, 8400; **Honey Bee Headers; Massey Ferguson** 220, 5000, 5100, 5200, 7000, 8000, 9300, 9800, 9850, Universal Draper Header; **New Holland** 88C, 92C, 94C, 994, 994D, 18HB, 21HB, 25HB, 30HB, 36HB, 421HB, 425HB, 430HB, 436HB, 440HB.

SH34405	Roller Guide Bearing for UII Series II tear drop bat.		27.95 ea.
SH70276	Reel Arm Bearing for UII Series II tear drop bat.		12.95 ea.

Used on **AGCO-Gleaner** 700, 800, 7000, 8000; **Case-IH** DH, DHX, 325, 425, 8210, 8220, 8230, 8240, 8820, 8830, 8840; **Challenger** DHC, DHW, Draper, FH, RH; **Hesston** 8050, 8100, 8200, 8400; **Honey Bee; Massey Ferguson** 8000, 9300 (replaces bronze bushing assembly), 9800, 9850; **New Holland** 18HB, 21HB, 25HB, 30HB, 36HB, 88C, 92C, 94C, 994.

Quick Finger for pipe reels

Simply slide Quick Finger over top of the original short or broken tine and snap it into place. No tools required for installation!

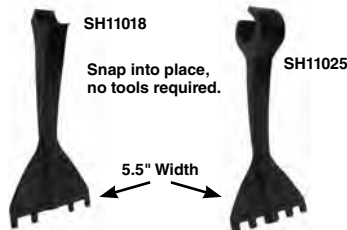


Order No.	Fits Models	SHOUP Savings Price
SH73900	AGCO-Gleaner 300, 400, 500, 700, 800, 8000, 8200, 9250; Case-IH 1010, 1020, 2010, 2020, 3020; Challenger; John Deere 900, 900F, 900R, 600F, 600R; 600D, 600FD to s/n 785000; Lexion F; Massey Ferguson 8000, 8200, 9250, 9700, 9750, 9800, 9850; New Holland 971, 973, 71C, 72C, 73C, 74C, 92C, 94C, 740CF.	2.75 ea.
SH21016	John Deere 600D, 600FD s/n 785001 & up; 700D, 700FD, HDF, HDR, RDF.	5.95 ea.
SH21017	MacDon D50, D60, D65, FD70, FD75, FD130, FD135, FD140, FD145, FD225, FD230, FD235, FD240, FD241, FD245, FD250; Case-IH 2142, 2152, 2162; New Holland 86C.	5.95 ea.

Repair broken fingers in a snap!
Patent Pending

Paddle Tine for MacDon - Case-IH - John Deere - New Holland

The Paddle Tine increases your harvest in light, short or sparse crop conditions. It also lifts and feeds crop that standard tines miss providing a clean sweep of the header with each reel rotation. Simply slide the Paddle Tine over top of the original tine and snap it into place. No tools required for installation.



SH11018	John Deere 600D, 600FD s/n 785001 & up; 700D, 700FD, HDF, HDR, RDF.	7.95 ea.
SH11025	MacDon D50, D60, D65, FD70, FD75, FD130, FD135, FD140, FD145, FD225, FD230, FD235, FD240, FD241, FD245, FD250; Case-IH 2142, 2152, 2162; New Holland 86C.	7.95 ea.



Installation is fast and easy!

PADDLE Tine

6" Width
3 Tooth



The "Paddle" tine increases your harvest in light, short or sparse crop conditions. The "Paddle" lifts and feeds crop that standard tines miss, this provides a clean sweep of the header with each reel rotation.

Original Tine Spacing	Reel Width / Qty. Used				
	15'	18'	20'	25'	30'
4.5"	30	40	40	50	60
6"	30	30	40	40	50

Order No.	Description	SHOUP Savings Price
SH883845	Fits pipe reel with 4-1/2" spacing.	9.75 ea.
SH883846	Fits pipe reel with 6" spacing.	9.75 ea.
SH883845, SH883846 do not fit: Case-IH 2142, 2152, 2162. John Deere 600D, 600FD s/n 785001 & up; 700D, 700FD, HDF, HDR, RDF. MacDon D50, D60, D65, FD70, FD75, FD130, FD135, FD140, FD145, FD225, FD230, FD235, FD240, FD241, FD245, FD250. New Holland 86C. CFC, Cray pipe reels.		
SH883950	Fits tear drop bats with tines mounted on rear of bat.	12.50 ea.
SH883949	Fits wood bats with steel or flex tine fingers.	14.95 ea.

SHOUP PIPE REEL TUBES for John Deere platforms with Poly Tines



Black powder coat finish.

Split design allows ground shipment, fast in-the-field replacement.



Tubes with 4-1/2" tine spacing for 900 s/n 645301 - 685400

Use with original tines or SH424016, SH424017, SH424018, SH424019 see pg. 284.

Tubes with 6" tine spacing for 900F and 900R s/n 685401 & up.

Use with original tines or SH324047, SH324048, SH324049, SH324050 see pg. 284.

Tubes with 6" tine spacing for 900D, 600F, 600R; 600D, 600FD to s/n 785000.

Use with original tines or SH324047, SH324048, SH324049, SH324050 see pg. 284.

Platform Width	4-1/2" Order No.	Tube Length	
15 ft.	SH237036	173"	384.95 ea.
18 ft.	SH237037	203"	394.95 ea.
20 ft.	SH236949	227"	449.95 ea.
22 ft.	SH237038	251"	604.95 ea.
25 ft.	SH236950	291"	499.95 ea.
30 ft.	SH236951	345"	599.95 ea.

Platform Width	6" Order No.	Tube Length	
18 ft.	SH263546	204"	387.70 ea.
20 ft.	SH263547	228"	419.05 ea.
22 ft.	SH263548	252"	467.50 ea.
25 ft.	SH303930	292"	579.95 ea.
30 ft.	SH263550	346"	619.95 ea.

Platform Width	6" Order No.	Tube Length	
20 ft.	SH303926	237"	454.95 ea.
22 ft.	SH303928	261"	464.95 ea.
25 ft.	SH303930	292"	579.95 ea.
30 ft.	SH303932	352"	649.95 ea.
35 ft.	SH305994	412"	759.95 ea.
36 ft.	SH264898	424"	724.95 ea.
40 ft. left	SH314118	233"	459.95 ea.
40 ft. right	SH328252	233"	459.95 ea.



SH232643 Left End Crank; 900 series with 4-1/2" tine spacing. Replaces JD No. AH132643. 79.95 ea.
 SH232642 Right End Crank; 900 series with 4-1/2" tine spacing. Replaces JD No. AH132642. 79.95 ea.
 MRP840 Roll Pin, 8mm x 40mm. 2 per crank. .60 ea.

SHOUP PIPE REEL TUBES for Case-IH 1010, 1020 Platforms with Poly Tines



Tubes with 4-1/2" tine spacing for 1010 to s/n JJC304999; 1020 to s/n JJC324999.

Use with original tines or SH424016, SH424017, SH424018, SH424019 see pg. 284.

Black powder coat finish.
Split design allows ground shipment, fast in-the-field replacement.

Tubes with 6" tine spacing for 1010 s/n JJC305000 & up; 1020 s/n JJC325000 & up.

Use with original tines or SH324047, SH324048, SH324049, SH324050 see pg. 284.



Platform Width	4-1/2" Order No.	Tube Length	Replaces Case-IH No.	SHOUP Savings Price
15 ft.	SH989429	170"	1989429C1	361.50 ea.
16-1/2 ft.	SH989430	188"	1989430C1	369.95 ea.
17-1/2 ft.	SH989431	200"	1989431C1	379.75 ea.
20 ft. (1 control ring)	SH994813	229.85"	1994813C1	439.95 ea.
20 ft. (2 control rings)	SH347079	227.77"	1347079C1	419.95 ea.
22-1/2 ft.	SH347080	258"	1347080C1	426.90 ea.
25 ft.	SH347081	288"	1347081C1	432.75 ea.
30 ft.	SH347082	348.11"	1347082C1	539.95 ea.

Platform Width	6" Order No.	Tube Length	Replaces Case-IH No.	SHOUP Savings Price
—	—	—	—	—
17-1/2 ft.	SH27427	200.66"	427427A1	319.80 ea.
20 ft.	SH27428	230.66"	427428A1	394.95 ea.
—	—	—	—	—
22-1/2 ft.	SH27429	259.2"	427429A1	394.95 ea.
25 ft.	SH27430	289.2"	427430A1	474.95 ea.
30 ft.	SH27431	349.2"	427431A1	559.95 ea.



SH232643 Left End Crank; 1010, 1020 with 4-1/2" tine spacing. Replaces Case-IH No. 9842251. 79.95 ea.
 SH232642 Right End Crank; 1010, 1020 with 4-1/2" tine spacing. Replaces Case-IH No. 9842250. 79.95 ea.
 MRP840 Roll Pin, 8mm x 40mm. 2 per crank. .60 ea.

SHOUP® Flexible Reel Tines

Made in U.S.A.



Order No.	Description - Fits Models	SHOUP Savings Price
For reels with wood slats and steel fingers.		
FRT920-246	Flex-Tine for wood bat, hardware included. To determine quantity, multiply platform width by 15. (Ex: 20 ft. platform requires approximately 300 pieces.)	1.69 ea.
For tear drop bats with tines mounted to rear of the steel bat.		
920366	Flex-Tine for tear drop bat, hardware included. Case-IH 1010, 1020 built 1988 and after; AGCO-Gleaner 300; John Deere 900; Massey Ferguson 9700, 9750; New Holland 971, 973.	1.69 ea.
For tear drop bats with tines mounted to front of the steel bat.		
FRT920-409	Flex-Tine for tear drop bat, hardware included. Case-IH 820; 1010, 1020 built 1987 and before.	1.99 ea.



Made in U.S.A.

Poly Tines for Pipe Reels built prior to 2000 with 4-1/2" tine spacing.

AGCO-Gleaner 300, 400, 500, 700, 800
Case-IH 1010, 1020 (prior to 2001)
John Deere 900 to s/n 685100
New Holland 971, 973, 92C, 994, 994D

Honey Bee (early)
Lexion F (HCC Level 1)
Massey Ferguson 9700, 9750; 9800, 9850 (HCC Level 1)

Order No.	Description	
SH424016	Double Wing	2.25 ea.
SH424017	Left Hand Wing	3.09 ea.
SH424018	Right Hand Wing	3.09 ea.
SH424019	No Wing	3.09 ea.

4-1/2" Tine Package - a full set of double, left, right and no-wing tines to rebuild a reel. Available for:

AGCO-Gleaner 300, 400, 500, 700, 800
Case-IH 1010 to s/n JJC304999, 1020 to s/n JJC324999
John Deere 900 to s/n 685100

Massey Ferguson 9700, 9750
New Holland 971, 973

Order No.	Platform Width		Order No.	Platform Width		Order No.	Platform Width	
SH45150	15 ft.	575.00 pkg.	SH45180	18 ft.	675.00 pkg.	SH45225	22-1/2 ft.	820.00 pkg.
SH45165	16-1/2 ft.	595.00 pkg.	SH45200	20 ft.	750.00 pkg.	SH45250	25 ft.	905.00 pkg.
SH45175	17-1/2 ft.	625.00 pkg.	SH45220	22 ft.	790.00 pkg.	SH45300	30 ft.	1110.00 pkg.



Made in U.S.A.

Poly Tines for Pipe Reels built 2000 and up with 6" tine spacing.

AGCO-Gleaner 700, 800, 7000, 7200, 8000, 8200, 9250
Case-IH 1010, 1020 (2001 & up); 2010, 2020, 3020
John Deere 900D; 900F, 900R s/n 685101 & up; 600F, 600R; 600D, 600FD to s/n 785000.
Massey Ferguson 7000, 7200, 8000, 8200, 9250, 9800, 9850
New Holland 71C, 72C, 73C, 74C, 92C, 94C, 740CF

Cat F
Challenger
Claas F750, F900
Honey Bee (late)
Lexion F (HCC Level II)

Order No.	Description	
SH324047	Double Wing	2.75 ea.
SH324048	Left Hand Wing	2.99 ea.
SH324049	Right Hand Wing	2.99 ea.
SH324050	No Wing	2.99 ea.

6" Tine Package - a full set of double, left, right and no-wing tines to rebuild a reel. Available for:

AGCO-Gleaner 700, 800, 7000, 7200, 8000, 8200, 9250
Case-IH 1010 s/n JJC305000 & up, 1020 s/n JJC325000 & up, 2010, 2020, 3020
John Deere 900D; 900F, 900R s/n 685101 & up; 600F, 600R; 600D, 600FD to s/n 785000.

Massey Ferguson 7000, 7200, 8000, 8200, 9250, 9800, 9850
New Holland 71C, 72C, 73C, 74C, 740CF

Order No.	Platform Width		Order No.	Platform Width		Order No.	Platform Width	
SH60150	15 ft.	490.00 pkg.	SH60220	22 ft.	725.00 pkg.	SH60235	35 ft.	1130.00 pkg.
SH60180	18 ft.	600.00 pkg.	SH60250	25 ft.	810.00 pkg.	SH60236	36 ft.	1160.00 pkg.
SH60200	20 ft.	690.00 pkg.	SH60230	30 ft.	980.00 pkg.	SH60240	40 ft.	1295.00 pkg.


SHOUP® Replacement Parts for AGCO-Gleaner, Challenger, Lexion, Massey Ferguson, White Combines

From Pages 285-293



Feeder House and Riddle Chains

- Sold in complete sets only.
- Hardware to mount slats is included.
- Chains ship unassembled, ground freight.
- Assembled chains ship truck freight, call for pricing.



Fits Models	Chain Location	Chain Size/ Pin type	No. of Slats/Chains	Attachment Link	Order No.	Price	Order No.	Price
AGCO-GLEANER Combines					* Verify attachment link style			
			Check no. of slats before ordering.		Chain less slats		Chain with slats	
	Front	550/black	26/3	AT780	FC6010*	479.50	F6010	864.95
N5, N6, N7	Front	550/black	28/3	AT780	FC6020*	518.25	F6020	931.25
	Front	557/chrome	28/3	AT781	FC6015*	921.75	F6015	1255.50
	Rear	550/black	26/3	AT780	FC6030*	479.50	F6030	864.95
R5, R6, R7, R60, R70	Front	550/black	28/3	AT780	FC6020*	518.25	F6020	931.25
	Front	557/chrome	28/3	AT781	FC6015*	921.75	F6015	1255.50
	Rear	550/black	26/3	AT780	FC6030*	479.50	F6030	864.95
R40, R50	Front	557/chrome	14/2	AT781	FC6040*	601.25	F6040	825.95
	Rear	557/chrome	14/2	AT781	FC6060*	592.95	F6060	820.95
R42, R52	Front	557/chrome	16/2	AT781	FC6050*	674.95	F6050	931.25
	Rear	557/chrome	14/2	AT781	FC6060*	592.95	F6060	820.95
R55	Front	557/chrome	16/2	–	FC6050	674.95	F6050	931.25
	Rear	557/chrome	14/2	–	FC6060	592.95	F6060	820.95
R62**, R72**	Front	557/chrome	32/3	–	FC6070	1054.20	F6070	1513.95
	Front	557/chrome	16/3	–	FC6071	992.75	–	–
	Rear	557/chrome	28/3	–	FC6080	932.95	F6080	1335.50
	Rear	557/chrome	14/3	–	FC6081	869.95	–	–
R65**, R75** prior to 2007	Front	557/chrome	32/3	–	FC6070	1054.20	F6070	1513.95
	Rear	557/chrome	28/3	–	FC6080	932.95	F6080	1335.50
R65**, R75** 2007 & after; R66**, R76**	Front	557/chrome	48/4	–	FC6075	1435.50	F6075	1989.95
	Rear	557/chrome	42/4	–	FC6085	1272.95	F6085	1754.95
S67**, S77** s/n beginning BHTV or CHTV	Front	557/chrome	48/4	–	FC6075	1435.50	F6075	1989.95
	Rear	557/chrome	32/4	–	FC6090	1449.95	F6090	1783.75
S67**, S77** s/n beginning DHTV or EHTV; S68**, S78**, S88**	Front	557/chrome	36/4	–	FC6076	1479.95	F6076	1859.95
	Rear	557/chrome	32/4	–	FC6090	1449.95	F6090	1783.75
A65, A66		557/chrome	28/3	–	FC6150	1319.95	F6150	1824.95
A75 prior to 2007		557/chrome	28/3	–	FC6150	1319.95	F6155	1862.95
A75 2007 & after; A76, A85, A86		557/chrome	42/4	–	FC6160	1782.95	F6160	2485.95
Riddle Chains - slats are welded to the chain								
F s/n 12201 & up; F2, F3	Separator	550/black	20/2	–	–	–	F6100	529.95
L, L2, L3	Thresher, Front	550/black	12/2	–	–	–	F6115	374.95
	Separator, Rear	550/black	22/2	–	–	–	F6110	597.75
M, M2, M3	Thresher, Front	550/black	12/2	–	–	–	F6125	399.95
	Separator, Rear	550/black	22/2	–	–	–	F6120	589.95



SH60426






Idler, Riddle Chain. F s/n 12201 & up, F2, F3, L, L2, L3, M, M2, M3.

31.50

AGCO, Challenger, Lexion, MF, White Combines - Shoup Parts For (Cont.)

Fits Models	Chain Size/ Pin type	No. of Slats/Chains	Order No.	Price	Order No.	Price	
CHALLENGER Combines							
	Check no. of slats before ordering.		Chain less slats		Chain with slats		
520	557/chrome	28/3	FC6150	1319.95	-	-	
540C, 540E, 560C, 560E	557/chrome	45/4	FC9540	1941.95	F9540	2649.25	
660, 660B	557/chrome	28/3	FC6150	1319.95	F6150	1824.95	
670 prior to 2007	557/chrome	28/3	FC6150	1319.95	F6155	1862.95	
670 2007 & after; 670B, 680B	557/chrome	42/4	FC6160	1782.95	F6160	2485.95	
LEXION Combines Import chain used for Lexion feeder chain.							
460 walker; 465, 480, 480R, 485, 485R	Right web	38.4VB/black	18/2	FC4618	369.95	F4618RH	569.95
	Left web	38.4VB/black	18/2	FC4618	369.95	F4618LH	569.95
450 to r/n 55300491; 460 rotary, 470, 470R to r/n 56500401	38.4VB/black	36/3	FC4536	494.95	F4536	909.95	
450 r/n 55300492 & up; 460 rotary, 470, 470R r/n 56500402 & up; 475, 475R, 560, 560R, 570R, 575R, 580R, 585R	38.4VB/black	36/3	FC4736	499.95	F4736	924.95	
560R, 570R, 575R, 580R, 585R, 730, 740, 750	38.4VB/black	54/4	FC5654	679.95	F5654	1224.95	
570 walker, 590R, 595R, 760, 770, 780	38.4VB/black	54/4	FC5654	679.95	F5954	1275.95	
MASSEY FERGUSON Combines							
410 s/n 1200015063 & up; 540	550/black	34/3	FC4100	475.50	-	-	
510 s/n 1201009077 & up; 550	550/black	34/3	FC5100	475.50	F5100	745.95	
8560, 8570, 8780, 8780XP	557/black	28/3	-	-	F8560	1059.95	
9520, 9530	557/chrome	28/3	FC6150	1319.95	-	-	
9540, 9545, 9550, 9560, 9565	557/chrome	45/4	FC9540	1941.95	F9540	2649.25	
9690, 9695	557/chrome	28/3	FC6150	1319.95	F6150	1824.95	
9790 prior to 2007	557/chrome	28/3	FC6150	1319.95	F6155	1862.95	
9790 2007 & after; 9795, 9895	557/chrome	42/4	FC6160	1782.95	F6160	2485.95	

Chain Accessories

	Order No.	Description	Chain Size	Mounting Hole Center to Center	For Bolt Size	SHOUP Savings Price
	AT552	Attachment Connector	550	2"	5/16"	7.50 ea.
	CA550CL	Connector with S-pins	550			4.50 ea.
	CA550HDCL	Connector with S-pins	550HD			5.50 ea.
	CA550HDCLTH	Connector with Locknuts	550HD			9.95 ea.
	CA557CL	Connector with S-pins	557			6.50 ea.
	CA557CLTH	Connector with Locknuts	557			8.75 ea.
	38403CL	Metric Connector with S-pin	38.4VB			3.50 ea.
	CA550OL	Offset with S-pin	550			3.75 ea.
	CA550HDOL	Offset with S-pin	550HD			7.40 ea.
	CA550HDOLTH	Offset with Locknuts	550HD			8.75 ea.
	CA557OL	Offset with S-pin	557			4.90 ea.
	CA557OLTH	Offset with Locknut	557			7.50 ea.
	38403OL	Metric Offset with S-pin	38.4VB			4.95 ea.



Feeder House Slats

Order No.	Description - Fits Models	Bolt Diameter	SHOUP Savings Price
Smooth U-Shape.			
SL510	Massey Ferguson 510 s/n 1201009077 & up; 550. L-Shape	5/16"	16.75 ea.
SL877	AGCO-Gleaner A65, A66. Challenger 660, 660B. Massey Ferguson 9690, 9695.	1/2"	22.95 ea.
SL896	AGCO-Gleaner A75. Challenger 670. Massey Ferguson 9790. With 3 strand chain.	1/2"	23.95 ea.
SL426	AGCO-Gleaner A75 with 4 strand chain; A76, A85, A86. Challenger 540C, 540E, 560C, 560E; 670 with 4 strand chain, 670B, 680B. Massey Ferguson 9790 with 4 strand chain; 9540, 9545, 9550, 9560, 9565, 9795, 9895.	1/2"	19.95 ea.
Serrated U-Shape.			
SLN5	AGCO-Gleaner N5, N6, N7, R5, R6, R7, R60, R62, R70, R72 with 550 chain and 2-1/8" center to center mounting holes.	3/8"	21.95 ea.
SLR42	AGCO-Gleaner R40, R42, R50, R52, R55 with 2-1/4" center to center mounting holes.	1/2"	20.75 ea.
SLR62	AGCO-Gleaner N5, N6, N7, R5, R6, R7, R60, R62, R65, R70, R72, R75 with 557 3 strand chain and 20-7/16" long slats.	1/2"	19.95 ea.
SL551	AGCO-Gleaner R65, R66, R75, R76 with 4 strand chain and 15-1/4" long slats; S67, S68, S77, S78, S88.	1/2"	15.95 ea.
SL642	Lexion 450, 460 rotary, 470, 470R, 475, 475R, 560, 560R, 570R, 575R, 580R, 585R with 3 strand chain. 25-11/16" long.		14.95 ea.
SL566	Right side.		15.25 ea.
SL565	Left side.		15.25 ea.
SL935	Lexion 570 walker, 590R, 595R.		14.25 ea.
SL241	Lexion 560R, 570R, 575R, 580R, 585R. 4 strand chain. 18-7/16" long.		13.50 ea.
Slat Mounting Hardware			
HB516X34NP	5/16" x 3/4" bolt with nylon patch.		.40 ea.
LWN516	5/16" lockwhiz nut.		.15 ea.
HB38X78NP	3/8" x 7/8" bolt with nylon patch.		.40 ea.
LWN38	3/8" lockwhiz nut.		.20 ea.
SH70603	1/2 x 3/4" bolt with nylon patch.		.95 ea.
LN12	1/2" lock nut.		.35 ea.

Cylinder Bars



3/4" spacing, 1/2" dia. bolts
17-3/4" long, 3 or 5 bolt

Order No.	Fits Models	No. of Bars - Description	
SHGL-RFW	A65, A66, A75, A76, A85, A86, R40, R42, R50, R52, R55; R60 s/n 16501 & up; R62, R65, R66; R70 s/n 12501 & up; R72, R75, R76; S67, S77 s/n starting with BHTV or CHTV; 660, 660B, 670, 670B, 680B, 9690, 9695, 9790, 9795, 9895; 9520 s/n starting with DHC or CHC; 9520 s/n starting with EHC to s/n 16500.	1 Forward Bar Heat-treated & Chromed	99.50 ea.
SHGL-RRW		1 Reverse Bar Heat-treated & Chromed	99.50 ea.

W.A. Johnson Feeder House Debris Deflector



- Debris and overflow grain falls off the deflector and back into the header.
- Large magnets hold the deflector to the header allowing for quickly detaching.
- Dust and debris reduction decreases corrosion and sensor damage caused by dust and moisture.

Order No.	Fits Models - Specify make/model of combine and platform.	
66430	AGCO-Gleaner.	379.00 kit
66400	Lexion, Massey Ferguson.	379.00 kit

Clean Grain Elevator Chains

Rubber paddles bolted to heavy-duty roller chain using locknuts for quick and easy repairs or replacements.

Elevator Sprockets see pg. 289.



SHOUP Savings Price

Order No.	Description - Fits Models	Replaces OEM No.	SHOUP Savings Price
AGCO-Gleaner			
SHAC-FGE	F, F2, F3, G, K2.	71149384, 71149407	389.95 ea.
SHAC-L2G	7-1/4" wide high capacity housing. L, L2, L3, M, M2, M3.	71149583, 71149572	399.95 ea.
SHAC-40G	R40, R50; R42 to s/n 43000; R52 to s/n 53000.	71149844	384.95 ea.
SHAC-NG	N5, N6, N7, R5, R6, R7, R60, R70.	71149578	414.75 ea.
SHAC-62G	R42 s/n 43001 & up; R52 s/n 53001 & up; R55, R62, R65, R66, R72, R75, R76, A65, A66, A75, A76, A85, A86, C62; S67, S77 s/n beginning BHTV or CHTV.	71461493, 71468763	439.95 ea.
SHAC-97G	S67, S77 s/n beginning DHTV or EHTV; S68, S78, S88, S96, S97, S98.	71485635	985.95 ea.
Challenger			
SHAC-97G	520C, 540C, 540E, 560C, 560E.	71485635	985.95 ea.
SHAC-62G	660, 660B, 670, 670B, 680B.	71409422, 71393534	439.95 ea.
Lexion			
SHLE-470G Import	6" wide paddles for standard elevator. 450, 460, 465, 470, 470R, 475, 475R, 480, 480R, 485, 485R, 560, 560R*, 570, 570R*, 575R*, 580R*, 585R*. *Confirm paddle width.	7359160, 7572200, 7954470, 7955770	574.95 ea.
Massey Ferguson			
SHMF-410G	410 s/n 1200011754 & up; 510 s/n 1201006018 & up; 550 to s/n 236302121.	248551M91, 248674M91	439.50 ea.
SHMF-550G	550 s/n 236302121 & up.	268341M91	449.95 ea.
SHMF-750G	750, 850. 36 paddles.	253167M91	449.95 ea.
SHMF-760G	760, 860. 35 paddles.	270725M91	459.95 ea.
SHMF-8560G	8560, 8570, 8780, 8780XP.	102817M91	498.70 ea.
SHWH-9700G	8590, 9720.	2605873W91	468.25 ea.
SHAC-62G	8680, 9690, 9695, 9790, 9795, 9895.	71409422, 71393534	439.95 ea.
SHAC-97G	9520, 9530, 9540, 9545, 9550, 9560, 9565.	71485635	985.95 ea.
White-Oliver			
SHWH-7600G	7600, 7800, 8600, 8700, 8800, 8900, 8920.	31-1666663	398.95 ea.
SHWH-9700G	9700, 9720.	31-2605873, 2605873W91	468.25 ea.

Return Grain Elevator Chains

Rubber paddles bolted to heavy-duty roller chain using locknuts for quick and easy repairs or replacements.

Elevator Sprockets see pg. 289.



Order No.	Description - Fits Models	Replaces OEM No.	SHOUP Savings Price
AGCO-Gleaner			
SHAC-FR	F, F2, F3, G, K2.	71149475	289.95 ea.
SHAC-LR	L, L2, L3, M, M2, M3.	71149503	339.95 ea.
SHAC-40R	R40, R42, R50, R52, R55, R62, R65, R66, R72, R75, R76, C62, S67, S68, S77, S78, S88, S96, S97.	71472586	375.95 ea.
SHAC-40RX	R40, R42, R50, R52 all with optional tailings elevator to cylinder.	71149684	234.95 ea.
SHAC-NR	N5, N6, N7, R5, R6, R7, R60, R70 with standard return (to accelerator rolls). 17 paddles.	71149559	229.95 ea.
SHAC-60R	N5, N6, N7, R5, R6, R7, R60, R70 with optional return kit (to cylinder). 27 paddles.	71149725	336.50 ea.
SHMF-8560R	A65, A66, A75, A76, A85, A86.	71406795	412.50 ea.

Return Grain Elevator Chains (cont.)

Order No.	Fits Models	Replaces OEM No.	SHOUP Savings Price
Challenger			
SHMF-8560R	520C, 540C, 540E, 560C, 560E, 660, 660B, 670, 670B, 680B.	71406795, 2615233W92	412.50 ea.
Lexion			
SHLE-470R Import	450, 460, 465, 470, 470R, 475, 475R, 480, 480R, 485, 485R, 560, 560R, 570, 570R, 575R, 580R, 585R, 590R, 595R.	7353670, 7953710	459.95 ea.
Massey Ferguson			
SHMF-410R	410, 510, 540, 550.	248504M91, 242723M91	172.50 ea.
SHMF-750R	750, 760, 850, 855, 860.	253665M91	195.95 ea.
SHAC-40R	8680.	71149843	375.95 ea.
SHMF-8560R	8560, 8570, 8780, 8780XP, 9520, 9530, 9540, 9545, 9550, 9560, 9565, 9690, 9695, 9790, 9795, 9895.	71472587, 71406795	412.50 ea.
SHWH-9700R	8590, 9720.	31-2605863	459.95 ea.
White-Oliver			
SHWH-7600R	7600, 7800, 8600, 8700, 8800, 8900, 8920.	31-1666673	395.95 ea.
SHWH-9700R	9700, 9720.	31-2605863	459.95 ea.

Replacement Sprockets for AGCO-Gleaner Combines



Cross Reference

Model No.	Serial No.	Clean Grain Upper	Clean Grain Lower	Return Upper	Return Lower
F2 39201 & up, F3.		NA	SH147756	NA	NA
L2 19501 & up; L3 to 30501.		SH147756	SH147756	NA	SH147756
L3 30501 & up.		SH147756	SH196628	NA	SH147756
M2 21901 & up; M3 to 27401.		SH147756	SH147756	NA	SH147756
M3 27401 & up.		SH147756	SH196628	NA	SH147756
N5 6101 & up; N6 7301 & up; N7 4501 & up.		SH327970	SH196628	SH147756	SH361974
R5 8001 & up; R6 10301 & up; R7 7001-8700.		SH327970	SH196628 ³	SH147756	SH361974
R40, R50.		SH361974	SH352665	SH361974 ¹	SH361974 ¹
R60 to 15801; R70 to 11801.		SH327970	SH352665	SH361974 ¹	SH361974 ¹
R60 15801 & up; R70 11801 & up.		SH327970	SH352665	SH147756 ¹	SH361974 ¹
R42 to 43001; R52 to 53001.		71373688	71373688	71373688 ²	71373688 ²
R42 43001 & up; R52 53001 & up, R62, R72, R55, R65, R75, R66, R76, S67, S68, S77, S78, S88, S96, S97, C62.		71373688	71373688	71373688	71373688

Elevator Sprockets

Order No.	No.Teeth	Bore	SHOUP Savings Price
AGCO-Gleaner Combines			
SH147756	8	1" rd.	57.50 ea.
SH196628	8	1-1/4" rd.	88.95 ea.
SH361974	8	1" rd.	59.95 ea.
SH352665	8	1-1/4" rd.	131.75 ea.
SH327970	8	1-1/4" rd.	99.95 ea.
71373688	8	—	76.95 ea.

Sprocket less hub.

¹ Use with both standard elevator and optional tailings elevator to cylinder.
² R42, R52 with optional tailings elevator to cylinder use SH361974 for both top and bottom sprocket.
³ Check cross hole dia.; 5/16" use SH196628, 3/8" use SH352665.

Grain-Savers for AGCO-Gleaner, Massey Ferguson, White Combines



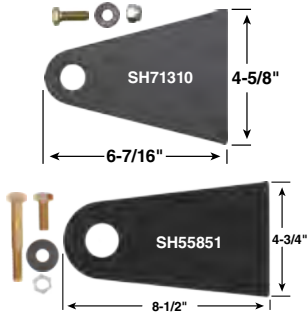
Order No.	Description - Fits Models	Price
GS12	For 12" tube. Fits AGCO-Gleaner L, L2, M, M2, M3, N5, N6, N7; Massey Ferguson 750 s/n 13713 & up, 760 s/n 7663 & up, 850, 860, 8560, 8570, 8780; White 8700, 8800, 8900, 9700.	95.95 ea.
GS13	For 13" tube. Fits White 7600, 7800.	95.95 ea.

Unloading Auger Extensions

Shoup unloading auger extensions make unloading easy, even with large grain platforms. No need to worry about your tractor or semi being in the way of the grain platform. Unloading auger extensions come complete with bolt-on extension tube painted to match your combine, auger flighting segment, hardware and detailed instructions.



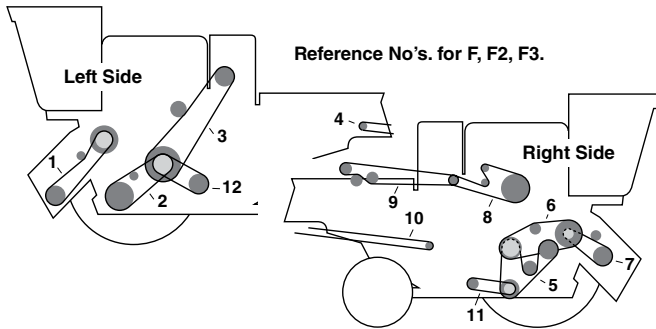
Order No.	Added Length	Description - Fits Models	Price
AE100	30"	AGCO-GLEANER L, L2, L3, M, M2, M3, N5, N6, N7, R40, R50; R42, R52 with lower elbow pivoted by chain attached to hydraulic cylinder. Silver in color.	1005.00 kit
AE125	30"	AGCO-GLEANER R5, R6, R7, R55, R60, R62, R70, R72; R65, R75 with std. 12" dia. auger tube; R42, R52 with lower elbow pivoted by hydraulic cylinder with tie rod end. Silver in color.	1175.00 kit
AE150	36"	AGCO-GLEANER R62, R65, R72, R75, R76, S67, S68, S77, S78, S88, S96, S97, S98 with 14" dia. auger tube. Gray in color.	1155.00 kit



SHOUP® Replacement Straw Chopper Parts for AGCO-Gleaner, Massey Ferguson, White-Oliver Combines

Order No.	Description - Fits Models	Replaces OEM No.	SHOUP Savings Price
SH71310	Knife Kit; (3) knives, (3) bolts, (3) bushings, (3) lock nuts. AGCO-Gleaner F2, F3, K2, L, L2, L3, M, M2, M3; Massey Ferguson 540, 550, 750, 760, 850, 860; White 8700, 8800, 8900, 8920, 9700, 9720.	AGCO-Gleaner 71310275, MF 71310275, White 31-7536350	28.95 kit
SH55851	Standard Knife Kit; (2) knives, (2) bushings, 1/2" hardware. AGCO-Gleaner N5, N6, N7, R5, R6, R7, R40, R42, R50, R52, R60, R62, R65, R70, R72, R75; R66, R76 with standard chopper.	71376992	48.95 kit

Replacement Agri-Torque® Combine Belts for AGCO-Gleaner and Massey Ferguson Combines

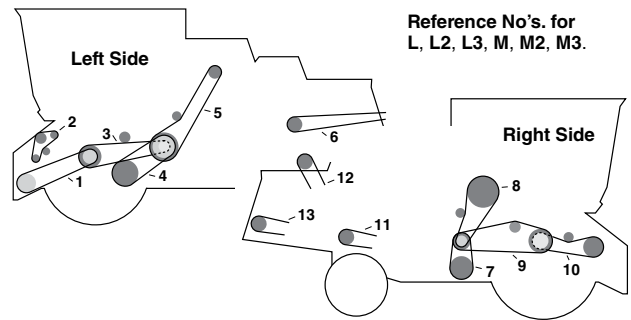


AGCO - Gleaner F, F2, F3

Order No.	Fits Models - Replaces AGCO No.	SHOUP Savings Price
No. 1 Header drive, standard (w/o vari-speed).		
B01500	F, F2, F3.	71132108 78.75 ea.
No. 1 Header drive, vari-speed.		
B01505	F, F2, F3.	79034567V 168.75 ea.
No. 2 Traction drive.		
B01510	F std.	71139963 89.95 ea.
B01515	F2 std., F3 std.	79034573V 145.75 ea.
B01520	F hydro s/n 9001 & up; F2 hydro to s/n 48200.	71147546 82.95 ea.
B01525	F2 hydro s/n 48201 & up, F3 hydro.	71161595 74.50 ea.
No. 3 Main drive.		
B01530	F to s/n 12200; F dsl. s/n 12201 & up.	71139961 97.60 ea.
B01535	F gas s/n 12201-25800.	71167409 98.50 ea.
B01540	F gas s/n 25801 & up.	71183767 112.50 ea.
B01545	F2 gas s/n 36201-39200.	71153532 114.95 ea.
B01550	F2 gas s/n 39201-48200.	71192495 169.95 ea.
B01555	F2 dsl. s/n 36201-39200.	71194122 119.95 ea.
B01560	F2 dsl. s/n 39201 & up, F3 dsl.	71189170 122.75 ea.
No. 4 Spreader drive.		
B01565	F single spreader to s/n 12200.	71140991 67.95 ea.
B01570	F dual spreader s/n 12201 & up; F2 s/n 36201-39200.	71160836 56.95 ea.
B01575	F2 s/n 39201 & up, F3.	71302283 Not Available
No. 5 Separator drive.		
B01580	F2, F3. Matched pair.	71188075 59.95 pr.
No. 6 Pivot drive, right hand.		
B01590	F2, F3.	71157414 199.95 ea.
No. 7 Cylinder drive		
B01595	F std. to s/n 5001.	71125981 Not Available
B01600	F std. s/n 9001 & up; F (907-1383 rpm) s/n 12201 & up; F2, F3 (803-1383 rpm).	71147547 62.50 ea.

AGCO - Gleaner F, F2, F3 (cont.)

Order No.	Fits Models - Replaces AGCO No.	SHOUP Savings Price
No. 7 Cylinder drive (cont.)		
B01605	F (596-908 rpm) s/n 12201 & up.	71146000 84.50 ea.
B01520	F (387-590 rpm) s/n 12201 & up.	71147546 82.95 ea.
B01615	F2, F3 (499-834 rpm).	71175575 69.95 ea.
B01620	F2, F3 (633-1059 rpm).	71145999 119.95 ea.
B01625	F2, F3 (412-688 rpm).	71151777 82.50 ea.
No. 8 Bin unloader.		
B01630	F to s/n 12200; F dsl. s/n 12201 & up.	71139962 79.95 ea.
B01635	F gas s/n 12201 & up; F2 gas s/n 36201-39200; F2 dsl. s/n 39201 & up, F3.	71339772V 56.75 ea.
B01640	F2 dsl. s/n 36201-39200.	71194116 49.95 ea.
No. 9 Grain saver air flow.		
B01645	F to s/n 12200; F dsl. s/n 12201 & up.	71144488 35.50 ea.
B01650	F gas s/n 12201 & up.	70563619 37.50 ea.
B01655	F2 dsl., F3 dsl.	71190749 26.75 ea.
B01660	F2 gas.	71190750 34.95 ea.
No. 10 Chopper drive.		
B01665	F.	71142831 89.95 ea.
B01670	F2 s/n 36201-39200.	71136325 99.95 ea.
B01675	F2 s/n 39201 & up, F3.	71302279V 89.95 ea.
No. 11 Cleaner fan.		
B01685	F s/n 5001 & up.	71146659 36.75 ea.
B01690	F (high speed) s/n 12201 & up.	71177255 37.95 ea.
No. 12 Separator drive.		
B01680	F to s/n 5000.	71139964 52.50 ea.



AGCO - Gleaner L, L2, L3, M, M2, M3

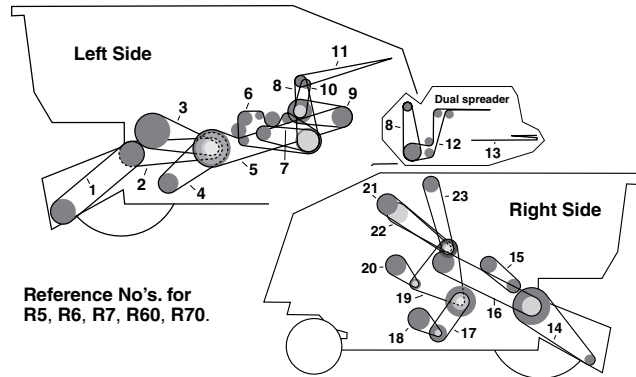
Order No.	Fits Models - Replaces AGCO No.	SHOUP Savings Price
No. 1 Header drive, standard.		
B01800	L, L2, L3, M2, M3. Matched pair.	71309214 92.50 pr.
No. 1 Header drive, variable.		
B01805	L to s/n 4200. Single Band.	71173822 171.75 ea.
B01810	L s/n 4201 & up, L2, L3, M2, M3.	71300996 193.75 ea.
No. 2 Beater drive.		
B01815	L2 s/n 24001 & up, L3; M2 s/n 23801 & up, M3.	71309140 49.95 ea.

AGCO - Gleaner L, L2, L3, M, M2, M3 (cont.)

Order No.	Fits Models - Replaces AGCO No.	SHOUP Savings Price
Reference drawing see pg. 290.		
No. 3	Pivot shaft drive, left hand.	
B01820	L, L2, L3, M, M2, M3. 71164177	84.50 ea.
No. 4	Traction drive.	
B01825	L std. to s/n 2600. 71161806	176.75 ea.
B01830	L std. s/n 2601 & up, M std. 79034565V	213.95 ea.
B01835	L hydro to s/n 2600. 2V powerband. 71161596	63.95 ea.
B01840	L hydro s/n 2601 & up; L2 hydro s/n 13001-15500. 3V powerband. 71177537	105.95 ea.
B01845	L2 std., L3 std., M2 std., M3 std. 71188155	199.50 ea.
B01850	L2 hydro s/n 15501 & up; L3 hydro s/n 26001-28350. 71188636	115.95 ea.
B01855	M hydro; M2 hydro s/n 15401-18400. 71177548	70.50 ea.
B01860	L3 hydro s/n 28351 & up. 71342142	131.75 ea.
B01865	M2 hydro s/n 18401 & up; M3 hydro s/n 24701-26299. 71188635	66.95 ea.
B01870	M3 hydro s/n 26300 & up. 71342214	89.95 ea.
No. 5	Main drive.	
B01880	L gas, M gas. 71166932	149.95 ea.
B01545	L dsl. to s/n 2600; M dsl.; M2*, M3* with dual band belt. 71153532	114.95 ea.
B01890	*Confirm dual or 3 band belt. L dsl. s/n 2601 & up, L2, L3; M2*, M3* with 3 band belt. 71173998	148.80 ea.
No. 6	Straw spreader drive.	
B02000	L, L2, L3, M; M2 to s/n 18400. 71172562	49.75 ea.
B02005	M2 s/n 18401 & up, M3. 71176400	62.50 ea.
No. 7	Separator fan.	
B02010	L to s/n 2600. 71176312	21.95 ea.
B02015	L s/n 2601 & up, L2, L3, M, M2, M3. 71176492	24.95 ea.
No. 8	Bin unloader drive.	
B02020	L to s/n 9000; M to s/n 11400. 71177597	55.25 ea.
B02025	L s/n 9001 & up, L2; L3 to s/n 28000; M s/n 11401 & up, M2; M3 to s/n 25900. 71187728	50.80 ea.
B02030	L3 s/n 28001 & up; M3 s/n 25901 & up. 71339768	35.75 ea.
No. 9	Pivot drive, right hand.	
B02040	L; L2 s/n 13001-17500, M; M2 s/n 15401-19900. 71164350	189.95 ea.
B02045	L2 s/n 17501 & up, L3; M2 s/n 19901 & up, M3. 71194500	259.75 ea.
No. 10	Cylinder drive.	
B01520	L (808-1343 rpm); L2 to s/n 17500 (808-1343 rpm); M (808-1343 rpm); M2 s/n 15401-19900 (808-1343 rpm). 71147546	82.95 ea.
B01835	L (412-688 rpm); L2 to s/n 17500 (412-688 rpm); M (412-688 rpm); M2 s/n 15401-19900 (412-688 rpm). 71161596	63.95 ea.
B01525	L (633-1059 rpm); L2 to s/n 17500 (633-1059 rpm); M (633-1059 rpm); M2 s/n 15401-19900 (633-1059 rpm). 71161595	74.50 ea.
B02065	L (499-834 rpm); L2 to s/n 17500 (499-834 rpm); M (499-834 rpm); M2 s/n 15401-19900 (499-834 rpm). 71175989	94.95 ea.
B01865	L2 s/n 17501 & up (804-1318 rpm); L3 s/n 26001-28000 (804-1318 rpm); M2 s/n 19901-24700 (804-1318 rpm); M3 s/n 24701-25900 (804-1318 rpm). 71188635	66.95 ea.
B02075	L3 s/n 28001 & up (804-1318 rpm); M3 s/n 25901 & up (804-1318 rpm). 71337795V	72.95 ea.
No. 11	Air flow grain saver drive (lower).	
B02080	L; L2 s/n 13001-17500, M; M2 to s/n 19900. 71178442	79.50 ea.
B02085	L2 s/n 17501 & up, L3; M2 s/n 19901 & up, M3. 71300867	56.95 ea.
No. 12	Air flow grain saver drive (upper).	
B02090	L, M. 71178329	40.50 ea.
B02095	L2 s/n 13001-17500; M2 to s/n 19900. 71190876	29.95 ea.
B02100	L2 s/n 17501 & up, L3; M2 s/n 19901 & up, M3. 71306291	29.50 ea.

AGCO - Gleaner L, L2, L3, M, M2, M3 (cont.)

Order No.	Fits Models - Replaces AGCO No.	SHOUP Savings Price
No. 13	Straw chopper drive.	
B02110	L; L2 s/n 13001-17500, M; M2 to s/n 19900. 71173472	113.25 ea.
B02085	L2 s/n 17501 & up, L3; M2 s/n 19901 & up, M3. 71300867	56.95 ea.



AGCO - Gleaner R5, R6, R7, R60, R70

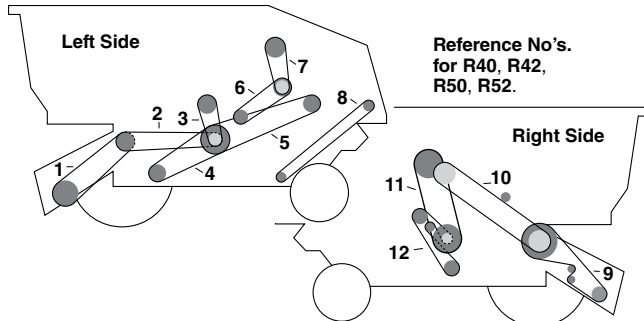
Order No.	Fits Models - Replaces AGCO No.	SHOUP Savings Price
No. 1	Header drive, standard.	
B02205	R5, R6, R7, R60, R70. Set of 2. 71320449	86.95 pr.
No. 1	Header drive, variable.	
B02210	R5, R6, R7, R60, R70. 71316268	192.50 ea.
No. 2	Pivot drive, left.	
B02220	R5, R6, R7, R60, R70. 71310382	84.95 ea.
No. 3	Unloader drive, left.	
B02230	R5, R6, R7, R60, R70. 71356409	44.75 ea.
No. 4	Hydro drive.	
B02235	R5, R6, R60. 71197999	132.95 ea.
B02245	R7, R70. 71342143	159.95 ea.
No. 5	Main drive.	
B02255	R5, R6. 71336997	187.50 ea.
B02260	R7. 71307200	264.50 ea.
B02265	R60. 71348999	284.75 ea.
B02270	R70. 71348989	315.95 ea.
No. 6	Cylinder auger drive.	
B02280	R5, R6, R7; R60 to s/n 16500; R70 to s/n 12500. 71319657	42.60 ea.
B02285	R60 s/n 16501 & up; R70 s/n 12501 & up. 71348772	44.40 ea.
No. 7	Impeller jackshaft drive.	
B02290	R5, R6, R7; R60 to s/n 16500; R70 to s/n 12500. 71313804	26.25 ea.
B02295	R60 s/n 16501 & up; R70 s/n 12501 & up. 71354210	43.60 ea.
No. 8	Impeller drive, with dual spreader.	
B02305	R5, R6, R7; R60 to s/n 16500; R70 to s/n 12500. 71358134	24.50 ea.
B02310	R60 s/n 16501 & up; R70 s/n 12501 & up. 71359681	56.70 pr. Set of 2.
No. 9	Chopper jackshaft drive.	
B02315	R5, R6, R7. 71344935	33.95 ea.
B02320	R60, R70. 71358487V	85.80 ea.
No. 10	Chopper drive.	
B02325	R5, R6, R7, R60, R70. 71358486	28.90 ea.
No. 11	Spreader drive without chopper.	
B02335	R5, R6. 71347560	55.95 ea.
B02330	R7. 71334919	39.95 ea.
No. 11	Spreader drive with chopper.	
B02340	R5, R6, R7. 71326253	51.25 ea.
No. 12	Spreader jackshaft drive.	
B02335	R5, R6, R7, R60, R70. 71347560	55.95 ea.

AGCO - Gleaner R5, R6, R7, R60, R70 (cont.)

Reference drawing see pg. 291.

Order No.	Fits Models - Replaces AGCO No.	SHOUP Savings Price
No. 13	Spreader drive with dual spreader.	
B02350	R5, R6, R7, R60, R70. 71347561	39.95 ea.
No. 14	Pivot shaft drive.	
B02360	R5, R6, R7; R60 to s/n 16500; R70 to s/n 12500. Set of 2. 71316263	129.95 pr.
B02365	R60 s/n 16501 & up; R70 s/n 12501 & up. 71354198	62.85 ea.
No. 16	Rear feed conveyor.	
B02375	R5, R6, R7; R60 to s/n 16500; R70 to s/n 12500. 71326830	76.95 ea.
No. 17	Fan drive.	
B02385	R5, R6, R7, R60, R70. 71339886	44.75 ea.
No. 18	Shoe drive.	
B02390	R5, R6, R7, R60, R70. Set of 2. 71336307	24.95 pr.
No. 19	Overfeed auger drive.	
B02400	R5, R6, R7, R60, R70. Set of 2. 71325150	66.50 pr.
No. 20	Tailings drive.	
B02405	R5, R6, R7. 71346200	25.50 ea.
B02410	R60, R70. 71345785	28.90 ea.
No. 21	Cage sweep.	
B02415	R5, R6, R7, R60, R70. 71312339	24.25 ea.
No. 22	Tailings return drive (with return option).	
B02420	R5, R6, R7, R60, R70. 71337000	26.50 ea.
No. 23	Clean grain elevator.	
B02425	R5, R6, R7, R60, R70. 71325847	46.75 ea.

Agri-Torque® Combine Belts



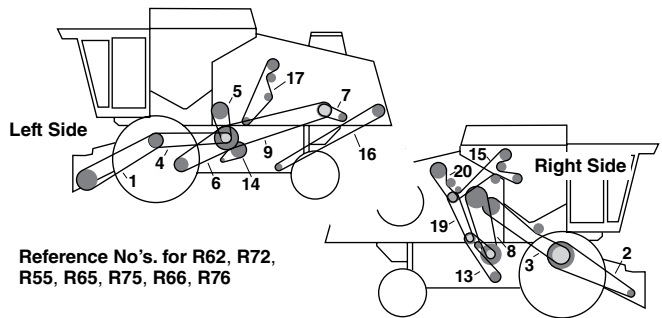
Reference No's. for R40, R42, R50, R52.

AGCO - Gleaner R40, R42, R50, R52

Order No.	Fits Models - Replaces AGCO No.	SHOUP Savings Price
No. 1	Header drive, standard.	
B02205	R40, R50. Set of 2. 71320449	86.95 pr.
No. 1	Header drive, variable.	
B02210	R40, R50. 71316268	192.50 ea.
No. 2	Pivot jackshaft drive.	
B02515	R40, R42, R50, R52. 71355232	105.25 ea.
No. 3	Bin unloader drive (left).	
B02520	R40, R42, R50, R52. 71364922	47.95 ea.
No. 4	Hydro drive.	
B02525	R40, R50; R42 to s/n 46001; R52 to s/n 56001. 71364912	98.25 ea.
B02622	R42 s/n 46001 & up; R52 s/n 56001 & up. 71374277	119.95 ea.
No. 5	Main drive with air-cooled engine.	
B02530	R40, R42, R50, R52. 71351260	157.25 ea.
No. 5	Main drive with liquid-cooled engine.	
B02660	R42, R52. 71366207	259.50 ea.

AGCO - Gleaner R40, R42, R50, R52 (cont.)

Order No.	Fits Models - Replaces AGCO No.	SHOUP Savings Price
No. 6	Jackshaft drive (left).	
B02535	R40, R50. 71333673	34.40 ea.
No. 7	Chopper & impeller drive.	
B02540	R40, R50. 71336199	44.30 ea.
B02550	R42 to s/n 48001; R52 to s/n 58001. 71448483	68.50 ea.
No. 8	Straw spreader drive.	
B02545	R40, R42, R50, R52. 71355170	58.60 ea.
No. 9	Pivot shaft (right).	
B02360	R40 to s/n 2000; R50 to s/n 3500. Set of 2. 71316263	129.95 pr.
B02365	R40 s/n 2001 & up; R50 s/n 3501 & up. 71354198	62.85 ea.
B02555	R42 to s/n 43000; R52 to s/n 53000. 71364155	70.50 ea.
B02695	R42 s/n 43001 & up; R52 s/n 53001 & up. 71374306	61.50 ea.
No. 10	Rear feed conveyor.	
B02560	R40, R42, R50, R52. 71335475	76.95 ea.
No. 11	Variable speed cylinder drive.	
B02565	R40, R42, R50, R52. 71335788	317.80 ea.
No. 12	Separator drive.	
B02570	R40, R42, R50, R52. 71358255	119.95 ea.



Reference No's. for R62, R72, R55, R65, R75, R66, R76

AGCO - Gleaner R62, R72, R55, R65, R75, R66, R76

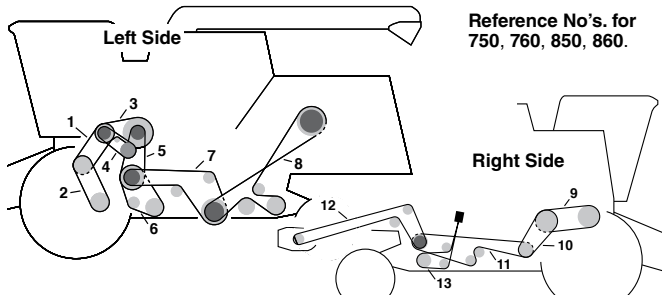
Order No.	Fits Models - Replaces AGCO No.	SHOUP Savings Price
No. 1	Header drive with variable speed.	
B02610	R62, R72 thru 1997; R55. 71375178, 71390886, 71452978	269.75 ea.
B02615	R62, R72 1998 & after; R65, R75, R66, R76. 71390885, 71448443, 71456526	409.95 ea.
No. 1	Header drive with constant speed.	
B02620	R62, R72, R55, R65, R75; R66 to s/n BHTV6100; R76 to s/n BHTV7100. 71364514	131.95 ea.
B02621	R66 s/n BHTV6101 & up; R76 s/n BHTV7101 & up. 71438655	212.95 ea.
No. 2	Pivot shaft drive.	
B02555	R62, R72 thru 1992. 71364155	70.50 ea.
B02695	R62, R72 1993 & after; R55, R65, R75 thru 2006. 71374306	61.50 ea.
B02600	R65, R75 2007 & after. 71368809	83.40 ea.
B02601	R66, R76. 71427254	134.95 ea.
No. 3	Rear feeder conveyor.	
B02560	R62, R72, R55, R65, R75, R66, R76. 71335475	76.95 ea.
No. 4	Pivot jackshaft drive.	
B02515	1-3/8" wide dual band. R62, R72 thru early 1998, R55. 71355232	105.25 ea.
B02685	1-7/8" wide dual band. R62, R72 mid 1998 & after, R65, R75, R66, R76. 71377787	137.65 ea.
No. 5	Grain bin unloader with angled unloading auger & bottom swivel base.	
B02520	R62, R72, R55, R65, R75. 71398366	47.95 ea.
B02521	R66, R76. 71464666	115.80 ea.
No. 5	Grain bin unloader with horizontal unloading auger with turret at top of grain tank.	
B02730	R62, R72, R65, R75, R66, R76. 71380601	77.50 ea.

AGCO - Gleaner R62, R72, R55, R65, R75, R66, R76 (cont.)

Reference drawing see pg. 292.

Order No.	Fits Models - Replaces AGCO No.	SHOUP Savings Price
No. 6	Hydro drive.	
B02622	R55. 71374277	119.95 ea.
B02625	R62, R72 thru 1995. 71363595	114.40 ea.
B02630	R62, R72 1996 & after. 71374276	164.25 ea.
No. 7	Pump drive.	
B02745	R65, R75, R66, R76. 71418977, 71390561	118.25 ea.
No. 8	Cylinder drive.	
B02565	R55. 71452977	317.80 ea.
B02605	R62, R72, R65, R75, R66, R76. 71448442	465.95 ea.
No. 9	Main drive.	
B02650	R62 thru 1992. 71363804	308.50 ea.
B02655	R72 thru 1992. 71363805	263.25 ea.
B02660	R62 1993 liquid cool eng., R55. 71366207	259.50 ea.
B02670	R62 liquid cool eng. 1994 & after; R65; R72 liquid cool eng. 1993 & after; R75, R66, R76. 71368135, 71370279	288.40 ea.
B02655	R72 air cool eng. 1993 & after. 71363805	263.25 ea.
No. 13	Separator drive.	
B02570	R55. 71358255	119.95 ea.
B02705	R62, R72, R65, R75, R66, R76. 71363802	118.95 ea.
No. 14	Shoe drive.	
B02710	R62, R72 thru 1995. 71364077	37.95 ea.
B02715	R62, R72 1996 & after, R55, R65, R75, R66, R76. 71374305	61.95 ea.
No. 15	Clean grain elevator.	
B02600	R62, R72, R55, R65, R75, R66, R76. 71368809	83.40 ea.
No. 16	Spreader drive.	
B02545	R62, R72, R55, R65, R75, R66, R76. 71355170	58.60 ea.
No. 17	Standard chopper drive.	
B02550	R62, R72, R55, R65, R75, R66, R76. 71448483	68.50 ea.
No. 17	Fine cut chopper drive.	
B02755	R62, R72 after 1998, R55, R65, R75, R66, R76. 71448482	79.75 ea.
No. 19	Jackshaft shaft drive (except popcorn special).	
B02640	R62, R72 thru 1992. 71363793	91.25 ea.
B02645	R62, R72 1993 & after, R55, R65, R75, R66, R76. 71367469	81.95 ea.
No. 20	Tailings standard drive, without upper auger.	
B02735	R62, R72 1994 & after, R55, R65, R75, R66, R76. 71367459	50.75 ea.
No. 20	Tailings optional drive, with upper auger to cylinder.	
B02736	R55, R66, R76. 71367460	89.25 ea.

Agri-Torque® Combine Belts



Reference No.'s for 750, 760, 850, 860.

Massey Ferguson 750, 760, 850, 860

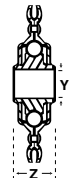
Order No.	Fits Models - Replaces MF No.	SHOUP Savings Price
No. 1	Traction drive, upper. Non-hydro.	
B04000	750 to s/n 13713. 833857M4	146.25 ea.
B04005	750 s/n 13713 & up, 760, 850, 860. 833858M4	107.95 ea.

Massey Ferguson 750, 760, 850, 860 (cont.)

Order No.	Fits Models - Replaces MF No.	SHOUP Savings Price
No. 1	Traction drive, upper. Hydro.	
B04200	760; 850 s/n 27544 & up; 860 to s/n 18278. 833866M1	102.95 ea.
No. 2	Traction drive, lower. Non-hydro.	
B04010	750; 850 to s/n 27544. 833859M4	112.60 ea.
B04005	760; 860 to s/n 19115. 833858M4	107.95 ea.
B04015	850 s/n 27544 & up. 280071M1	172.50 ea.
B04000	860 s/n 19115 & up. 833857M4	146.25 ea.
No. 2	Traction drive, lower. Hydro.	
B04200	750 s/n 16539 & up, 760, 850; 860 to s/n 18278. 833866M1	102.95 ea.
No. 3	Main drive.	
B04020	3 band. 750, 850. 833874M1	150.75 ea.
B04025	4 band. 850. 844475M1	122.75 ea.
B04030	760, 860. 833865M1	155.90 ea.
No. 4	Grain tank unloader drive.	
B04035	750, 850. 833873M1	48.25 ea.
B04040	760, 860. 833862M3	110.90 ea.
No. 5	Shaker Shoe countershaft drive. Matched set.	
B04045	750 to s/n 15716; 760 to s/n 9413. 274015M91	39.95 set
B04050	750 s/n 15716 & up; 760 s/n 9413 & up, 850, 860. 281560M91	54.75 set
No. 6	Cleaning fan drive.	
B04055	750, 760, 850, 860. 56-1/4" long. 833863M1	34.75 ea.
B04060	750, 760, 850, 860. Small seed 62" long. 842423M1	58.50 ea.
No. 7	Shaker shoe & grain auger drive. Matched set.	
B04065	750, 760, 850, 860. 273757M91	133.95 set
No. 8	Straw walker drive.	
B04070	750. 833855M1	54.85 ea.
B04075	760. 833860M1	135.20 ea.
B04080	850. 843310M1	69.50 ea.
B04085	860. 843302M1	73.95 ea.
No. 9	Cylinder drive.	
B04095	750, 760, 850, 860. 833868M2	144.50 ea.
No. 10	Straw Chopper drive, front.	
B04100	750 to s/n 16539; 760 to s/n 9413. 833871M1	75.95 ea.
B04105	750 s/n 16539 & up; 760 s/n 9413 & up, 850, 860. 843948M1	114.95 ea.
No. 11	Straw Chopper drive, middle.	
B04110	750 to s/n 16539; 760 to s/n 9413. 832866M2	72.50 ea.
B04115	750 s/n 16539 & up; 760 s/n 9413 & up, 850, 860. 843747M1	104.75 ea.
No. 12	Straw Chopper drive, rear.	
B04120	750 to s/n 16539; 760 to s/n 9413. 833872M1	69.75 ea.
B04125	750 s/n 16539 & up; 760 s/n 9413 & up, 165" long. 832906M1	55.70 ea.
B04130	750 s/n 16539 & up; 760 s/n 9413 & up, 850, 860. 198-13/32" long. 843760M1	65.95 ea.
No. 13	Return elevator drive.	
B04140	750, 760, 850, 860. 833854M2	34.75 ea.



SHOUP® Replacement Sprocket Idlers



Order No.	Replaces OEM No.	Chain Size	No. of Teeth	Bore Y	Width Z	Price
C5906	71137121	50	15	5/8"	11/16"	28.50 ea.
C1513	71137120	60/60H	13	5/8"	11/16"	25.25 ea.

SHOUP® Replacement Parts for Case-IH Combines

From Pages 294-312


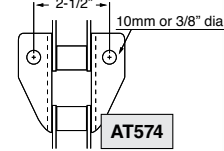
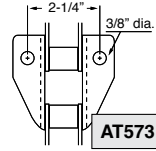
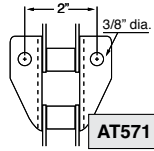
Feeder House Chains



Case-IH feeder house upper sprockets see pg. 296.



- Sold in complete sets only.
- Hardware to mount slats is included.
- Chains ship unassembled, ground freight.
- Assembled chains ship truck freight, call for pricing.



Fits Models	Length of Feeder House	Attachment Link	No. of Slats/Chains	Order No.	Price	Order No.	Type of Slat Included	Price
Case-IH Combines 557 chain with chrome pins.				** requires smooth or stone drum for 2-1/4" bolt pattern				
				Chain less slats		Chain with slats		
1420, 1620	47"	AT571	10/2	FC1440	369.95	F1440	smooth	524.95
		AT573	10/2	FC1666	344.95	F1644	serrated**	624.95
1440, 1460, 1640, 1660	47"	AT571	10/2	FC1440	369.95	F1440	smooth	524.95
		AT573	10/2	FC1666	344.95	F1644	serrated**	624.95
	54-1/2"	AT571	12/2	FC1480	384.95	F1441	smooth	649.95
		AT573	12/2 9/2	FC1688 FC2166	354.95 354.95	F1667 F1645	smooth** serrated**	599.95 549.95
1644, 1666	47"	AT573	10/2	FC1666	344.95	F1666 F1644	smooth** serrated**	499.95 624.95
		54-1/2"	AT573	12/2 9/2	FC1688 FC2166	354.95 354.95	F1667 F1645	smooth** serrated**
	54-1/2"		AT571	12/2	FC1480	389.95	F1480	smooth
		AT573	12/2 9/2	FC1688 FC2166	354.95 354.95	F1688 F2189	smooth** serrated**	659.95 599.95
1480	60"	AT573	10/2	FC2366	424.95	F2190	serrated**	629.95
		54-1/2"	AT571	12/2	FC1480	384.95	F1480	smooth
	AT573		12/2 9/2	FC1688 FC2166	354.95 354.95	F1688 F2189	smooth** serrated**	659.95 599.95
	1680	54-1/2"	AT573	12/2	FC1480	384.95	F1480	smooth
9/2				FC1688 FC2166	354.95 354.95	F1688 F2189	smooth** serrated**	659.95 599.95
60"		AT573	22/3	FC2322	649.95	F2388 F2390	smooth serrated	999.95 1049.95
			10/2	FC2366	424.95	F2190	serrated**	629.95
2144*, 2166*, 2344*, 2366*	54-1/2" (71 links per side)		12/2	FC1688	354.95	F1688	smooth	659.95
			9/2	FC2166	354.95	F2189	serrated	599.95
	60" (76 links per side)		12/2	FC2344	424.95	F2344	smooth	599.95
			10/2	FC2366	424.95	F2144	serrated	624.95
1688, 2188*	54-1/2" (71 links per side)		12/2	FC1688	354.95	F1688	smooth	659.95
			9/2	FC2166	354.95	F2189	serrated	599.95
	60" (76 links per side)		22/3	FC2322	649.95	F2388 F2390	smooth serrated	999.95 1049.95
			12/2 10/2	FC2344 FC2366	424.95 424.95	F2188 F2190	smooth serrated	649.95 629.95
2377*, 2388*, 2577*, 2588*	54-1/2"		24/3	FC2324	694.95	F2389 F2391	smooth serrated	1095.95 1095.95
			22/3	FC2322	649.95	F2388 F2390	smooth serrated	999.95 1049.95
	60"		24/3	FC2324	694.95	F2389 F2391	smooth serrated	1095.95 1095.95
			24/3	FC2324	694.95	F2389 F2391	smooth serrated	1095.95 1095.95
5088*, 6088*, 7088*	54-1/2"		22/3	FC2322	649.95	F2390	serrated	1049.95
	60"		24/3	FC2324	694.95	F2391	serrated	1095.95
5130*, 6130*, 7130*; 5140*, 6140*, 7140* to s/n YFG14000	with rocktrap		24/3	FC2324	694.95	F2391	serrated	1095.95
	without rocktrap		28/3	FC2328	789.95	F2392	serrated	1129.95

* Combines equipped with a Field Tracker® kit also order 2 offset links (CA557OL) per strand of chain, see pg. 295.

Case-IH Combines - Shoup Parts For (Cont.)

Fits Models	Length of Feeder House	Attachment Link	No. of Slats/Chains	Order No.	Price	Order No.	Type of Slat Included	Price
Case-IH Combines 557 chain with chrome pins.								
5140*, 6140*, 7140* s/n YFG14001 & up; 5150, 6150, 7150	with rocktrap		18/3	FC6118	699.95	F2393	Serrated	949.95
	without rocktrap		22/3	FC6122	749.95	F2395	Serrated	1024.95
7120, 7230, 8120, 8230, 9120, 9230; 7240, 8240, 9240 to 09/2017 with steel slats	with rocktrap	AT574	36/4	FC7036	924.95	F8036	U slat serrated	1294.95
	without rocktrap	AT574	42/4	FC7042	1144.95	F8042	U slat serrated	1724.95
Feeder house chains with cast slats will not replace chains with steel slats.								
7240, 8240, 9240 09/2017 & after with cast slats; 7250, 8250, 9250	with rocktrap	A960H Chain	36/4	FC9236	889.95	F9236	U slat serrated	1995.00
	without rocktrap		42/4	FC9242	1074.95	F9242	U slat serrated	2349.00
7010, AFX8010, 8010	with rocktrap	AT574	24/4	FC8012	1098.25	F8212 F8210	U slat smooth U slat serrated	1519.95 1549.95
		Includes 2 webs						
	with rocktrap	AT574	28/4	FC8014	1098.25	F8213 F8211	U slat smooth U slat serrated	1695.95 1775.95

* Combines equipped with a Field Tracker® kit also order 2 offset links (CA557OL) per strand of chain, see below.

Chain Accessories



Order No.	Description	Chain Size	Mounting Hole Center to Center	Bolt Size	SHOUP Savings Price
Attachment Connector Links					
AT571	Attachment Connector	557	2"	3/8"	7.75 ea.
AT573	Attachment Connector	557	2-1/4"	3/8"	10.95 ea.
AT574	Attachment Connector	557	2-1/2"	10mm, 3/8"	18.95 ea.
Connector Links					
CA557CL	Connector with S-pins	557			6.50 ea.
CA557CLTH	Connector with Locknuts	557			8.75 ea.
A960HCLTH	Connector with Locknuts	A960H			10.50 ea.
Offset Links					
CA557OL	Offset with S-pin	557			4.90 ea.
CA557OLTH	Offset with Locknut	557			7.50 ea.

Feeder House Slats



Order No.	Description - Fits Models	Bolt Dia. x Length	Price
Smooth with mounting holes on 2" center to center.			
SL1440	1440, 1460, 1640, 1660.	3/8" x 7/8"	27.95 ea.
SL1480	1480, 1680.	3/8" x 7/8"	35.75 ea.
Smooth with mounting holes on 2-1/4" center to center.			
SL1666	1440, 1460, 1640, 1644, 1660, 1666, 2144, 2166, 2344, 2366.	3/8" x 7/8"	27.95 ea.
SL1688	1480, 1680, 1688, 2188 with 2 strand chain.	3/8" x 7/8"	35.75 ea.
SL2388	1680, 1688, 2188, 2377, 2388, 2577, 2588 with 3 strand chain.	3/8" x 7/8"	25.95 ea.
Serrated with mounting holes on 2-1/4" center to center.			
SL8270	1440, 1460, 1640, 1644, 1660, 1666, 2144, 2166, 2344, 2366.	3/8" x 7/8"	32.50 ea.
SL8271	1480, 1680, 1688, 2188 with 2 strand chain.	3/8" x 7/8"	46.50 ea.
SL5088	1680, 1688, 2188, 2377, 2388, 2577, 2588, 5088, 5130, 5140, 6088, 6130, 6140, 7088, 7130, 7140 with 3 strand chain.	3/8" x 7/8"	34.50 ea.
Smooth with mounting holes on 2-1/2" center to center.			
SL7010	7010, AFX8010, 8010. U slat.	3/8" x 7/8"	20.95 ea.
Serrated with mounting holes on 2-1/2" center to center.			
SL7011	7010, AFX8010, 8010. U slat.	3/8" x 7/8"	24.75 ea.
SL8120	7120, 7230, 8120, 8230, 9120, 9230; 7240, 8240, 9240 to 09/2017 with steel U slat.	10mm x 20mm	24.95 ea.
SH34498	7240, 8240, 9240 09/2017 & after with cast slats; 7250, 8250, 9250.	10mm x 25mm	44.90 ea.
Mounting Hardware			
HB38X78NP	3/8" x 7/8" bolt with nylon patch.		.40 ea.
LWN38	3/8" lock whiz nut.		.20 ea.
SH10208	10mm x 20mm bolt.		.30 ea.
SH10258	10mm x 25mm bolt.		.45 ea.
SH61212	10mm lock nut.		.67 ea.

W.A. Johnson

Feeder House Debris Deflector



- Debris and overflow grain falls off the deflector and back into the header.
- Prevents trash buildup on feederhouse and around cylinders and sensor linkage on Field Tracker®.
- Less dust and debris reduces fire hazard in dry conditions, decreases corrosion and sensor damage caused by dust and moisture.
- Large magnets hold the 22 oz. poly material to the header. Quickly detaches for cleaning windows or changing headers.

Order No.	Fits Models - Specify make/model of combine and platform.	SHOUP Savings Price
66410	Case-IH; except sidehill, draper platforms, 4400 series corn heads.	379.00 kit

Feeder House Top Shaft Bearings



Order No.	Description - Fits Models	Bore	Replaces Case-IH No.	
SH47178	Top shaft and rock trap beater shaft. 1420, 1440, 1460, 1480, 1620, 1640, 1644, 1660, 1666, 1680, 1688, 2144, 2166, 2188, 2344, 2366, 2377, 2388, 2577, 2588.	1-1/2" hex	47577178	48.95 ea.
SH87467	Top shaft and rock trap beater shaft. 5088, 5130, 5140, 6088, 6130, 6140, 7088, 7130, 7140.	1-3/4" hex	87620467	61.75 ea.

Feeder House Upper Drive Sprockets



Order No.	Description - Fits Models	Shaft Size	Replaces Case-IH No.	
SH197557	Sprocket. 815, 915 s/n 8001 & up; 1420, 1440, 1460, 1480, 1620, 1640, 1644, 1660, 1666, 1680, 1688, 2144, 2166, 2188, 2344, 2366.	1-1/2" hex	1970248C1	74.95 ea.
SH873913	Upper tube assembly with 3 sprockets. 2377; 2388 to s/n HAJ0300000 and all s/n that start with JJC; 1680, 1688, 2188 updated with 3-strand feeder chain.		87315913	575.00 ea.
SH876397	Upper tube assembly with 3 sprockets. 2388 s/n HAJ0300001 & up; 2577, 2588.		84241585	725.00 ea.
SH84242	Upper tube assembly with 3 sprockets. 5088, 5130, 5140, 6088, 6130, 6140, 7088, 7130, 7140.		84122242	725.00 ea.



Reverser Cylinder



Order No.	Description - Fits Models	Replaces Case-IH No.	
SH87858	Reverser Hydraulic Cylinder. 2366 s/n JJC0254000 & up; 2388 s/n JJC0268800 & up; 2577, 2588.	382543A1, 87391858, 87449896	297.00 ea.

Replacement Rotor Bars for Case-IH Combines with Corn and Grain Rotor



Mounting hardware included.

Fits Models	No. of Bars/ Description	Order No.	Price	Order No.	Price
1440, 1460, 1640, 1644, 1660, 1666, 2144, 2166, 2344, 2366.	12 Helical, 9 Flat	SHIH1440	844.95 set	SHIH1440C	1468.95 set
	1 Helical Bar	SHIH1440H	38.95 ea.	SHIH1440HC	69.95 ea.
	1 Flat Bar	SHIH1420F	41.95 ea.	SHIH1440FC	69.95 ea.
1480, 1680, 1688, 2188, 2388, 2577, 2588.	16 Helical, 12 Flat	SHIH1480	1125.95 set	SHIH1480C	1957.95 set
	1 Helical Bar	SHIH1480H	38.95 ea.	SHIH1480HC	69.95 ea.
	1 Flat Bar	SHIH1420F	41.95 ea.	SHIH1440FC	69.95 ea.

Case-IH Combines - Shoup Parts For (Cont.)

Order No.	Fits Models	No. of Bars - Description	SHOUP Savings Price
Replacement Rotor Bars for Case-IH Combines with Specialty Crop or Specialty AFX Rotor Replace bars in sets to maintain rotor balance. 40, 44, 60, 66 series: set of 3 bars; 20, 77, 80, 88 series: set of 2 bars.			
SH1968743	1420, 1440, 1460, 1480, 1620, 1640, 1644, 1660, 1666, 1680, 1688, 2144, 2166, 2188,	1 Bar without spike Cast Chrome Alloy, Extended Wear	23.95 ea.
SH1968970	2344, 2366, 2377, 2388, 2577, 2588.	1 Bar with spike Cast Chrome Alloy, Extended Wear	25.95 ea.

Hardware sold separately.

Order No.	Fits Models	No. of Bars - Description	SHOUP Savings Price
Replacement Rotor Bars for Case-IH Combines with Large Tube Rotors Replace bars in sets of 2 to maintain rotor balance.			
SH480079	5088, 5130, 5140, 5150, 6088, 6130, 6140, 6150, 7010, 7088, 7120, 7130, 7140, 7150,	1 Bar without spike Chrome Alloy	23.95 ea.
SH278820	7230, 7240, 7250, AFX8010, 8010, 8120, 8230, 8240, 8250, 9120, 9230, 9240, 9250.	1 Bar with spike Chrome Alloy	31.50 ea.

Hardware for SH1968743, SH1968970, SH480079, SH278820.

SH82717	Flange bolt, 1/2" x 1-1/4", Gr. 8. For rotors prior to 11/2004.	1.50 ea.
SH82718	Flange lock nut, 1/2". Use with SH82717.	1.25 ea.
SH81487	Metric flange bolt. Rotors after 11/2004 with threaded mounting.	1.25 ea.

Kile K506 Rotor Bar for Case-IH Combines Specialty Crop or Specialty AFX Rotors

- 26% larger surface area per bar with 1.4 times more surface area on ramp than original equipment.
- Wider bar sections for superior feeding.
- **Hardware sold separately.**
- Wider and deeper extended rasps are aggressive yet gentle on the crop. These bars significantly reduce over thresh.
- K506 bars work well in corn, beans and small grain.
- For use with large tube rotor only.

K5062	1420, 1480, 1620, 1680, 1688, 2188, 2377, 2388, 2577, 2588, 5088, 5130, 5140, 5150, 6088, 6130, 6140, 6150, 7010, 7088, 7120, 7130, 7140, 7150, 7230, 7240, 7250, AFX8010, 8010, 8120, 8230, 8240, 8250, 9120, 9230, 9240, 9250.	Set of 2	75.50 set
K5063	1440, 1460, 1640, 1644, 1660, 1666, 2144, 2166, 2344, 2366.	Set of 3	112.75 set

Hardware for K5062, K5063.

SH82717	Flange bolt, 1/2" x 1-1/4", Gr. 8. For rotors prior to 11/2004.	1.50 ea.
SH82718	Flange lock nut, 1/2". Use with SH82717.	1.25 ea.
SH81487	Metric flange bolt. For rotors after 11/2004 with threaded mounting brackets.	1.25 ea.


Kile Straight Front Separator Bar for Case-IH Combines Specialty Crop or Specialty AFX Rotors

Order No.	Fits Models	Replaces Case-IH No.	SHOUP Savings Price
K4017	1420, 1440, 1460, 1480, 1620, 1640, 1644, 1660, 1666, 1680, 1688, 2144, 2166, 2188, 2344, 2366, 2377, 2388, 2577, 2588, 5088, 5130, 5140, 5150, 6088, 6130, 6140, 6150, 7010, 7088, 7120, 7130, 7140, 7150, 7230, 7240, 7250, AFX8010, 8010, 8120, 8230, 8240, 8250, 9120, 9230, 9240, 9250.	86992047, 1318976C2	119.00 ea.

Wear Bar Sets and Elephant Ears for Case-IH Rotary Combines


Order No.	Description - Fits Models	SHOUP Savings Price
WB13184	Set of 2 chromed wear bars with hardware. 1420, 1620.	220.00 set
WB13185	Set of 3 chromed wear bars with hardware. 1440, 1460, 1640, 1644, 1660, 1666, 2144, 2166, 2344, 2366.	330.00 set
WB13186	Set of 2 chromed wear bars with hardware. 1480, 1680, 1688, 2188, 2377, 2388, 2577, 2588. (1 or 2 sets may be used).	295.00 set
SH29446	Set of 3 elephant ears with hardware. 1440, 1460, 1640, 1644, 1660, 1666, 2144, 2166, 2344, 2366.	729.00 set
SH29480	Set of 2 elephant ears with hardware. 1480, 1680, 1688, 2188, 2377, 2388, 2577, 2588. (1 or 2 sets may be used).	595.00 set

Kile XKF Rotor Flights for Case-IH AFX Rotors



- Outperforms and outlasts original AFX impellers.
- 10° lean back on lead edge of the XKF flight improves threshing performance.
- Bolts in place without removing the rotor.
- Wear plates are adjustable to the anti-wind bar.
- Extends transition cone life. No back feeding reduces feeder chain stretch.
- Wear plates available in standard or narrow edge cast steel. Narrow edge wear plates are designed for green stem soybeans.

Fits Models with AFX Rotor	Order No.	Wear Bar Style	SHOUP Savings Price
1680, 1688, 2188, 2377, 2388, 2577, 2588, 5088, 5130, 5140, 5150, 6088, 6130, 6140, 6150, 7088, 7130, 7140, 7150.	K7788	Standard	1019.00 set
	KXF88SE	Narrow Edge	1039.00 set



Kile XKF Rotor Flights for Case-IH Flagship Combines

- Cold-formed flights for added strength and improved wearability.
- Bolts in place without removing the rotor.
- Wear plates are narrow edge cast steel with chrome edge. Narrow edge wear plates work well in all crops, including green stem soybeans.

Fits Models with AFX Rotor	Order No.	Wear Bar Style	SHOUP Savings Price
7010, 7120, 7230, 7240, 7250, AFX8010, 8010, 8120, 8230, 8240, 8250, 9120, 9230, 9240, 9250.	KXF7895	Narrow Edge	1299.00 set




Kile Rotor Flights for Standard or Specialty Crop Rotors

Feeds crop through the transition cone evenly and smoothly.

- Dramatically improves threshing performance, material efficiently spirals through the transition cone reducing peak torque loads.
- Wear plates are adjustable to kidney.
- Increases fuel efficiency and may enable faster operating speed.
- Bolt in place without removing the rotor.
- Extends transition cone life and service life of rotor belts and gear drives.
- Wear plates available in standard cast steel or narrow edge cast chrome. Narrow edge wear plates are designed for green stem soybeans.

Fits Models	Note: Will not fit AFX rotor.	Order No.	Wear Bar Style	SHOUP Savings Price
1440, 1460, 1640, 1644, 1660, 1666, 2144, 2166, 2344, 2366.		KRF60	Standard	1639.00 set
		KRF60SE	Narrow Edge	1699.00 set
1480, 1680, 1688, 2188, 2377, 2388, 2577, 2588.		KRF80	Standard	1319.00 set
		KRF80SE	Narrow Edge	1349.00 set



- 1/2" thick bolt-on plates bring original rotor plates back to OEM spec.
- Decrease material stalling at the transition cone.
- Increase material flow and ground speed.

Kile Rotor Transition Plates for Standard or Specialty Crop Rotors

Fits Models	Order No.	Style	SHOUP Savings Price
1440, 1460, 1640, 1644, 1660, 1666, 2144, 2166, 2344, 2366.	KRTP60	Standard	339.00 set
1480, 1680, 1688, 2188, 2377, 2388, 2577, 2588.	KRTP80	Standard	365.00 set



- Extended leading edge to intersect more crop for impeller delivery.
- Cast steel with chrome edge for extended wear with built-in bolt guard on impact side of wear plate.

Kile Impeller Wear Plates for Case-IH Flagship Combines

Fits Models	Order No.	Style	SHOUP Savings Price
7010, 7120, 7230, 7240, 7250, AFX8010, 8010, 8120, 8230, 8240, 8250, 9120, 9230, 9240, 9250.	K7895	Narrow Edge	450.00 set

Fan and Rotor Speed Actuators for Case-IH Combines



Order No.	Description - Fits Models	Replaces Case-IH No.	Price
SH09160	Fan and rotor speed adjustment actuator. 1644 s/n JJC0097942 & up; 1666 s/n JJC0105560 & up; 1688 s/n JJC0119985 & up; 2144, 2166, 2188, 2344, 2366, 2377, 2388; 2577, 2588 to s/n HAJ303001.	84409160	76.95 ea.
SH93674	Fan and rotor speed adjustment actuator. 2577, 2588 s/n HAJ303001 & up; 5088, 5130, 5140, 5150, 6088, 6130, 6140, 6150, 7088, 7130, 7140, 7150.	87693674	85.50 ea.



Bottom Step Support

Order No.	Description - Fits Models	Replaces Case-IH No.	Price
SH873176	Bottom Step Support, 2 used. 3 ply rubber, 13" length, 6" width. 2344, 2366, 2377, 2388, 2577, 2588.	87301176	33.95 ea

SHOUP® Replacement Concaves for Case-IH Rotary Combines

See pg. 300 for
Copperhead AG Concaves

Heavy duty construction.


High-alloy steel.

Made in U.S.A.



C1440MR
Corn and soybean,
high wire,
wide spaced.

Order No.	Description - Fits Models	Replaces Case-IH No.	SHOUP Savings Price
1440, 1460; 1640 to s/n JJC0034704			
Corn and Soybean Concave — High Wire, Wide Spaced — 1/4" wire diameter.			
C1440F	Front, 1 used.	1302606C5	532.25 ea.
C1440MR	Middle/Rear, 2 used.	1302607C5	492.95 ea.




SH418648
Small grain,
low wire,
narrow spaced.

1480			
Corn and Soybean Concave — High Wire, Wide Spaced — 1/4" wire diameter.			
C1480F	Front, 1 used.	193782C6	603.50 ea.
C1480MR	Middle/Rear, 2 used.	193783C5	564.95 ea.




SH412395
High moisture corn,
round bar.

1640 s/n JJC0034705 & up, 1644, 1660, 1666, 2144, 2166, 2344, 2366			
Corn and Soybean Concave — High Wire, Wide Spaced — 1/4" wire diameter.			
C2366F	Front, 1 used.	430964A1	614.95 ea.
C2366MR	Middle/Rear, 2 used.	430965A1	574.95 ea.
Small Grain Concave — Low Wire, Narrow Spaced — 3/16" wire diameter.			
SH430960	Front, 1 used.	430960A1	646.95 ea.
SH430963	Middle/Rear, 2 used.	430962A1	609.95 ea.



High wire,
wide spaced.

1680, 1688, 2188, 2377, 2388, 2577, 2588, 5088, 5130, 6088, 6130, 7088, 7130; 5140, 6140, 7140 built up to 10/2015.			
Corn and Soybean Concave — High Wire, Wide Spaced — 1/4" wire diameter.			
C2388F	Front, 1 used.	386188A1	642.95 ea.
C2388MR	Middle/Rear, 2 used.	386189A1	604.95 ea.
Small Grain Concave — Low Wire, Narrow Spaced — 3/16" wire diameter.			
SH418647	Front, 1 used.	418647A1	692.95 ea.
SH418648	Middle/Rear, 2 used.	418648A1	654.95 ea.




High wire,
wide spaced.

High Moisture Corn Concave — Round Bar includes 1/4" diameter cross wires for use with soybeans.			
SH874655	Front, 1 used.	87456655	738.95 ea.
SH412395	Middle/Rear, 2 used.	412395A1	704.95 ea.



Skip wire, rear.

7010, 7120, 7230, 7240, 7250, AFX8010, 8010, 8120, 8230, 8240, 8250, 9120, 9230, 9240, 9250			
High Moisture Corn Concave — Round Bar.			
SH872761	Left, 2 used.	84247323	559.00 ea.
SH872764	Right, 2 used. (1 used if with SH869097 high wire concave).	84247324	559.00 ea.

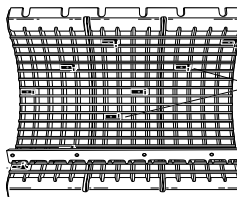


Low wire,
narrow spaced.

Corn and Soybean Concave — High Wire, Wide Spaced — 1/4" wire diameter.			
SH869090	Left, 2 used.	84237556	489.00 ea.
SH869097	Right, 2 used.	84237555	489.00 ea.
Skip Wire Concave — Rear Separating Area — 1/4" wire diameter.			
SH871198	Left, 2 used.	84237560	469.00 ea.
SH871201	Right, 2 used.	84237559	469.00 ea.

Small Grain Concave — Low Wire, Narrow Spaced — 3/16" wire diameter.			
SH842978	Left, 2 used.	84563345	479.00 ea.
SH842977	Right, 2 used.	84563344	479.00 ea.

"The Disrupter"



Relieves stem roping, pulverizes corn shucks and cuts wheat straw. Installs on keystack or rear separation grates. Kit includes 9 chrome alloy lugs with hardware.

Disrupter Lugs

Notched Separator Bar

DK25



Order No.	Fits Models	Price
DK25	1420, 1440, 1460, 1480, 1620, 1640, 1644, 1660, 1666, 1680, 1688, 2144, 2166, 2188, 2344, 2366, 2377, 2388, 2577, 2588, 5088, 5130, 5140, 5150, 6088, 6130, 6140, 6150, 7010, 7088, 7120, 7130, 7140, 7150, 7230, 7240, 7250, AFX8010, 8010, 8120, 8230, 8240, 8250, 9120, 9230, 9240, 9250.	525.00 kit

To work efficiently, Disrupters must be used with notched separator bars on conventional rotors (see pg. 301) or with spike cylinder bars on specialty or AFX rotors (see pg. 297). In tough conditions rotor speed must be set at 700 rpm for disrupters to work properly.



Keystock & Slotted Grates for Case-IH Rotary Combines

Order No.	Description - Fits Models	No. used	Replaces Case-IH No.	SHOUP Savings Price
1440, 1460, 1640, 1644, 1660, 1666, 2144, 2166, 2344, 2366				
KS1440	Keystock Grate	3	1302562C1	325.00 ea.
SH191538	Slotted Grate	3	191538C3	375.00 ea.
1480, 1680, 1688, 2188, 2377, 2388, 2577, 2588, 5088, 5130, 5140, 5150, 6088, 6130, 6140, 6150, 7088, 7130, 7140, 7150				
KS1480	Keystock Grate	3	1302563C1	329.00 ea.
SH191535	Slotted Grate	3	191535C2	389.00 ea.
SH191536	Channel Insert. 7 used w/SH191538, 9 used w/SH191535.		191536C1	9.95 ea.
SH135270	Special Bolt for SH191536. 3 used per channel.			1.95 ea.
FN516	Flange Nut for SH135270.			.12 ea.



COPPERHEAD AG Concaves for Case-IH Combines

Order No.	Fits Models	SHOUP Savings Price
SH37847	1680, 1688, 2188, 2377, 2388, 2577, 2588, 5088, 5130, 5140, 6088, 6130, 6140, 7088, 7130, 7140.	5750.00 set
SH37857	7010, 7120, 7230, 7240, 7250, AFX8010, 8010, 8120, 8230, 8240, 8250, 9120, 9230, 9240, 9250.	5750.00 set

• CROP FLEXIBILITY

Harvest ALL crops with one set of concaves. The Copperhead Concave System uses three cover plates. Two in the first concave and one in the second concave section. The cover plates are completely adjustable and/or removable, which is what allows you to harvest any crop with the same set of concaves! With the ability to easily adjust the system, rotor loss will be close to ZERO.

• FASTER THRESHING

The machined, 90 degree, hard-surfaced, notch on the face of the bars, restricts the flow. Restricted flow forces the grain to thresh quickly, keeping the machine from overloading the separating section. This system does not require the concave to be full to get the grain to thresh properly, the restricted flow is what gets the crop to thresh properly.

• LESS CROP LOSS

The Copperhead Concave System is designed with a 68% larger opening. The extra space between the bars allows you to unload threshed grain in the concave section of the combine, rather than carrying it all the way through to the separating section, which overloads the separator. The main reason for rotor loss is overloading the separating system.

Cab Footrest



- Easily installed using existing mounting bolts.
- Heavy duty steel construction.
- Increases cab comfort for hours of sitting.

Order No.	Fits Models	SHOUP Savings Price
SH46683	7010, 7120, 8010, AFX8010, 8120, 9010, 9120; 7230, 8230, 9230 prior to 2013 or non-common cab.	99.95 ea.

Pitman Arm and Shoe Auger Bearings



SH134226
O.D. 125mm (4.92")
I.D. 80mm (3.15")
Width 22mm (.866")

Order No.	Description - Fits Models	SHOUP Savings Price
SH134226	Shaker Arm Bearing; 1640 s/n 34705 & up; 1660 s/n 39500 & up; 1680 s/n 47025 & up, 1644, 1666, 1688, 2144, 2166, 2188, 2344, 2366, 2377, 2388, 2577, 2588, 5088, 5130, 5140, 5150, 6088, 6130, 6140, 6150, 7088, 7130, 7140, 7150.	1322676C1, 1345226C1, 47509176 76.95 ea.

SH843069
O.D. 72mm (2.84")



SH843069	Shaker and Shoe Auger Drive Shaft Bearing; 1420, 1440, 1460, 1480, 1620, 1640, 1644, 1660, 1666, 1680, 1688, 2144, 2166, 2188, 2344, 2366, 2377, 2388, 2577, 2588; 5088, 6088, 7088 with round bearing flanges.	84330069 22.75 ea.
----------	--	-----------------------



SH874115
O.D. 80mm (3.15")

SH874115	Shaker and Shoe Auger Drive Shaft Bearing; 5130, 5140, 5150, 6130, 6140, 6150, 7130, 7140, 7150; 5088, 6088, 7088 with square bearing flanges.	87491115 39.95 ea.
----------	---	-----------------------

SH475387



SH475387	Shoe Auger Bearing, Rear; 1420, 1440, 1460, 1480, 1620, 1640, 1644, 1660, 1666, 1680, 1688, 2144, 2166, 2188, 2344, 2366, 2377, 2388, 2577, 2588, 5088, 6088, 7088.	47508387 17.35 ea.
----------	--	-----------------------

Separator Bars



Order No.	Description - Fits Models	SHOUP Savings Price
1440, 1460, 1640, 1644, 1660, 1666, 2144, 2166, 2344, 2366 (3 used); 1420, 1480, 1620, 1680, 1688, 2188, 2377, 2388, 2577, 2588 (4 used)		
SH13103	Standard Notched Separator Bar.	52.95 ea.
SH24124	Hardfaced Notched Separator Bar.	94.95 ea.
HDW1660	Separator Bar Hardware Kit; includes (7) bolts, lock nuts, washers. Order 1 kit per bar.	4.25 kit



Clean Grain Elevator Chains

Rubber paddles bolted to heavy-duty roller chain using locknuts for quick and easy repairs or replacements.

Order No.	Description - Fits Models	Replaces Case-IH No.	SHOUP Savings Price
Shoup Elevator Chains for Case-IH combines are for standard length corn and grain elevators.			
SHIH-1420G	1420, 1620.	186221C1	399.95 ea.
SHIH-1440G2	1440, 1460.	192699C92, 1302201C91	359.95 ea.
SHIH-1480G	1480 s/n 14001 & up.	1302195C91	399.95 ea.
SHIH-1640G	1640*, 1644*, 1660*, 1666*, 2144*, 2166*, 2344*, 2366*.	1321334C92	349.95 ea.
SHIH-1680G	1680*, 1688*, 2188*, 2377*, 2388*, 2577*, 2588*, 5088*, 5130*, 6088*, 6130*, 7088*, 7130*; 5140*, 6140*, 7140* to s/n YFG14000. * If equipped with AFS Yield Monitor order 2 offset links (Order No. CA550OL), see pg. 375.	87313692, 87365387	499.95 ea.
SHIH-7150G	5140, 6140, 7140 s/n YFG014001 & up; 5150, 6150, 7150.	51584380	795.80 ea.
SHIH-8010G	7010, 7120, 7230, 7240, 7250, AFX8010, 8010, 8120, 8230, 8240, 8250, 9120, 9230, 9240, 9250. CA550HD chain, chrome pins, 35 paddles riveted to steel plates.	47429223, 51621131	999.95 ea.

Return Grain Elevator Chains

Rubber paddles bolted to heavy-duty roller chain using locknuts for quick and easy repairs or replacements.



Order No.	Fits Models	SHOUP Savings Price	
SHIH-1440R2	1420, 1440, 1460, 1480, 1620, 1640, 1644, 1660, 1666, 1680, 1688, 2144, 2166, 2188, 2344, 2366, 2377, 2388, 2577, 2588, 5088, 5130, 6088, 6130, 7088, 7130; 5140, 6140, 7140 to s/n YFG014000.	192736C93, 1303114C91	278.95 ea.
SHIH-5150R	5140, 6140, 7140 s/n YFG014001 & up; 5150, 6150, 7150.	47717096	299.95 ea.

Replacement Sprockets

for Clean Grain and Return Elevator Chains

Cross Reference

Model No.	Serial No.	Clean Grain Upper	Clean Grain Lower	Return Upper	Return Lower
1420, 1620.	All	SH168683	SH1319176 ²	SH168683	SH168683
1440 ¹	10001 to 30484	SH1302200	SH168683 ²	SH168683	SH168683
1440	30484 & up	SH1302200	SH1319176	SH168683	SH168683
1460 ¹	12001 to 33285	SH1302200	SH168683 ²	SH168683	SH168683
1460	33286 & up	SH1302200	SH1319176	SH168683	SH168683
1480 ¹	14001 to 34001	SH1302200	SH1302200 ²	SH168683	SH1302200
1480	34001 & up	SH1302200	SH1319176	SH168683	SH1302200
1640, 1644, 1660, 1666.		SH1317192	SH1317192	SH168683	SH168683
1680, 1688.		SH1317192	SH1317192	SH168683	SH1302200
2144, 2166, 2344, 2366.		SH1317192	SH1317192	SH168683	SH1319176
2188, 2377, 2388, 2577, 2588.		SH1317192	SH143960	SH168683	SH1319176
7010, 7120, 7230, 7240, 7250, AFX8010, 8010, 8120, 8230, 8240, 8250, 9120, 9230, 9240, 9250.		SH872438	SH872436	NA	NA
5088, 5130, 6088, 6130, 7088, 7130; 5140, 6140, 7140 to s/n YFG014000.		SH324981	SH324981	SH168683	SH1319176
5140, 6140, 7140 s/n YFG014001 & up; 5150, 6150, 7150.		SH324981	SH324981	SH1319176	SH1319176



Elevator Sprockets

Order No.	No. Teeth	Bore	SHOUP Savings Price
Case-IH Combines			
SH168683	7	1" rd.	54.95 ea.
SH1302200	7	1-1/8" rd.	58.50 ea.
SH1319176	7	1-1/4" rd.	64.95 ea.
SH1317192	9	1-1/4" rd.	72.95 ea.
SH143960	9	1-3/8" rd.	55.95 ea.
SH324981	9	1-1/2" rd.	72.50 ea.
SH872438	9	35mm rd.	82.50 ea.
SH872436	9	45mm rd.	82.50 ea.

¹ Early 1400 series count no. of teeth before ordering.
² Early 1420, 1440, 1460, 1480 check shaft dia.;
 1" use SH168683, 1-1/8" use SH1302200, 1-1/4" use SH1319176.

Order No.	Description - Fits Models	Replaces Case-IH No.	SHOUP Savings Price
Housing - Clean Grain Elevator			
SH137376	Housing. 1640, 1660, 1666, 2144, 2166, 2344, 2366.	1317376C9, 367708A4	1329.00 ea.
SH367308	Housing. 1680, 1688, 2188, 2377, 2388, 2577, 2588.	1317456C6, 367308A5	1289.00 ea.
Lower Boot - Clean Grain Elevator			
SH223237	Outer Boot Half, for adjustable elevator sides used with AFS. 1640, 1644, 1660, 1666, 1680, 1688, 2144, 2166, 2188, 2344, 2366, 2377, 2388, 2577, 2588.	223237A1	80.95 ea.
SH138585	Outer Boot Half, without AFS system. 1640, 1644, 1660, 1666, 1680, 1688, 2144, 2166, 2344, 2366.	1318585C3	71.50 ea.
SH176175	Outer Boot Half, without AFS system. 2188, 2377, 2388, 2577, 2588.	176175A2	80.50 ea.
SH137673	Inner Boot Half. 1640, 1644, 1660, 1666, 2144, 2166, 2344, 2366.	1317673C2	94.75 ea.
SH138584	Inner Boot Half. 1680, 1688, 2188, 2377, 2388, 2577, 2588.	1318584C2	126.50 ea.
SH137270	Center Deflector. 1640, 1644, 1660, 1666, 2144, 2166, 2344, 2366.	1317270C3	40.50 ea.
SH138590	Center Deflector. 1680, 1688, 2188, 2377, 2388, 2577, 2588.	1318590C3	40.95 ea.
SH137273	Front Boot Cover. 1640, 1644, 1660, 1666, 2144, 2166, 2344, 2366.	1317273C1	81.50 ea.
SH137439	Front Boot Cover. 1680, 1688, 2188, 2377, 2388, 2577, 2588.	1317439C1	61.25 ea.
SH137271	Rear Boot Cover. 1640, 1644, 1660, 1666, 2144, 2166, 2344, 2366.	1317271C1	81.95 ea.
SH137437	Rear Boot Cover. 1680, 1688, 2188, 2377, 2388, 2577, 2588.	1317437C1	86.95 ea.
FB51634	Serrated Flange Bolt, 5/16" x 3/4". 18 used.		.35 ea.
FN516	Serrated Flange Nut, 5/16". 18 used.		.12 ea.
FB3834	Serrated Flange Bolt, 3/8" x 3/4". 3 used.		1.15 ea.
FB38100	Serrated Flange Bolt, 3/8" x 1". 1 used.		1.20 ea.
FN38	Serrated Flange Nut, 3/8". 4 used.		.22 ea.
DOOR - Clean Grain Elevator			
SH137276	Solid Door. 1640, 1644, 1660, 1666, 2144, 2166, 2344, 2366.	1317276C1	99.50 ea.
SH137430	Solid Door. 1680, 1688, 2188, 2377, 2388, 2577, 2588.	1317430C1	96.50 ea.
SH87124	Solid Door, 9" wide. 5088, 6088, 7088 to s/n Y9G002404.	87330124	229.95 ea.
SH84722	Solid Door, 10" wide. 5088, 6088, 7088 s/n Y9G002404 & up; 5130, 5140, 5150, 6130, 6140, 6150, 7130, 7140, 7150.	84149722	235.95 ea.
AUGER COVER - for lower clean grain auger, located between side of combine and elevator boot.			
SH137452	Auger Cover. 1640, 1644, 1660, 1666, 2144, 2166, 2344, 2366.	1317452C1	74.75 ea.
SH137442	Auger Cover. 1680, 1688, 2188, 2377, 2388, 2577, 2588.	1317442C1	42.50 ea.

Lower Clean Grain Augers

Order No.	Fits Models	Price
SH1319169	1-1/4" shaft; 1440 s/n 30484 & up; 1460 s/n 33285 & up.	245.95 ea.
SH1319169 also fits combines prior to s/n break if Case-IH update kit has been installed.		
SH1317484	1640, 1644, 1660, 1666, 2144, 2166, 2344, 2366.	224.95 ea.
SH1317409	1680, 1688.	258.50 ea.
SH143959	2188; 2388 to s/n 276540.	399.00 ea.
SH249279	2388 s/n 276541 & up; 2577, 2588.	519.00 ea.



Lower Tailings Augers

Order No.	Fits Models	Price
SH191734	1440, 1460, 1640, 1644, 1660, 1666.	225.95 ea.
SH192549	1480, 1680, 1688.	374.95 ea.
SH144021	2144, 2166, 2344, 2366.	249.95 ea.
SH144028	2188, 2377, 2388, 2588, 5088, 6088, 7088.	274.95 ea.

Grain Tank Loading Auger Parts

Order No.	Description - Fits Models	Replaces Case-IH No.	SHOUP Savings Price
Augers — Tank Loading			
SH1319710	Auger, Tank Loading for corn and grain; 1440 s/n 50001 & up; 1460 s/n 52001 & up. Also fits combines built prior to S/N break if update kit has been installed.	SH262103 1319710C1	299.95 ea.
SH262103	Leveling Auger with set screws; 1420, 1440, 1460, 1480, 1620, 1640, 1644, 1660, 1666, 2144, 2166, 2344. (1 or 2 used).	162103C91	77.50 ea.
SH1318912	Auger, Horizontal Tank Loading; 1640, 1644, 1660, 1666, 2144, 2166, 2344, 2366.	1318912C3	384.95 ea.
SH1968853	Auger, Inclined Tank Loading; without Advance Farming System; 1660, 1666, 1680, 1688, 2144, 2166, 2188, 2344, 2366; 2388 to s/n 0276540.	1968853C2, 249275A1	749.00 ea.
SH320724	Auger, Inclined Tank Loading; with Advance Farming System; 1660, 1666, 1680, 1688, 2144, 2166, 2188, 2344, 2366; 2388 to s/n 0276540.	320724A3	709.00 ea.
SH1968853	Auger, Inclined Tank Loading; 2377; 2388 s/n 0292001 & up; 2577, 2588.	249275A1, 87347842	749.00 ea.
Tube Half			
SH1321557	Tube Bottom Half, Inclined Tank Loading. 1660, 1666, 1680, 1688; 2144 to s/n 0172844; 2166 to s/n 0179999; 2188 to s/n 0191482.	1321557C2	204.95 ea.
SH199006	Tube Bottom Half, Inclined Tank Loading. 2144 s/n 0172845 & up; 2166 s/n 0180000 & up; 2188 s/n 0191483 & up; 2344, 2366, 2377, 2388, 2577, 2588.	199006A2	193.95 ea.
SH1321560	Tube Top Half, Inclined Tank Loading. 1660, 1666, 1680, 1688, 2144, 2166, 2188, 2344, 2366, 2377, 2388, 2577, 2588.	1321560C3	163.95 ea.

Grain Drain[®] for Case-IH Axial Flow Combines

The Grain Drain Kit consists of two angled polyethylene plastic covers that fit between the grain tank floor and each side of the grain tank unloading auger housing.



Grain left laying in the bin will cause rust and corrosion. The Grain Drain will reduce your cleanup maintenance.



Order No.	Fits Models	Price
SH43170	1420, 1440, 1460, 1480, 1620, 1640, 1644, 1660, 1666, 1680, 1688, 2144, 2166, 2188, 2344, 2366, 2377, 2388, 2577, 2588.	209.00 kit


Grain Tank Unloading Augers

Order No.	Description - Fits Models	Price
SH192835	Vertical Unloading Auger; 1440, 1460, 1480; 1640 to s/n 97102; 1660 to s/n 102896; 1680 to s/n 115351. Square drive bottom, round drive top. Only replaces augers with original bevel gear drive.	192835C1 459.00 ea.
SH134738	Vertical Unloading Auger with sectional flighting; 1640 s/n 97103 & up; 1660 s/n 102897 & up; 1680 s/n 115352 & up; 1644, 1666, 1688, 2144, 2166, 2188, 2344, 2366, 2377, 2388, 2577, 2588. Spline drive bottom and top.	87325666 609.00 ea.
SH84440	Vertical Unloading Auger with sectional flighting; 5088, 5130, 5140, 5150, 6088, 6130, 6140, 6150, 7010, 7088, 7120, 7130, 7140, 7150, AFX8010, 8010, 8120, 9120.	84447940 975.00 ea.
SH876556	Bottom Unloading Auger; 1440, 1460, 1480, 1640, 1644, 1660, 1666, 1680, 1688, 2144, 2166, 2188, 2344, 2366, 2377, 2388, 2577, 2588.	192784C1, 87617556 925.00 ea.

Auger Trough Repair Kit

Order No.	Fits Models	Price
SH7066	1440, 1460, 1480, 1640, 1644, 1660, 1666, 1680, 1688, 2144, 2166, 2188, 2344, 2366, 2377, 2388, 2577, 2588.	779.00 kit
SH7067	5088, 5130, 5140, 5150, 6088, 6130, 6140, 6150, 7088, 7130, 7140, 7150.	809.00 kit
SH7068	7010, 7120, AFX8010, 8010, 8120, 9120.	849.00 kit

All kits include: 14 gauge stainless steel repair panels for both front and rear auger troughs, bolts and instructions.



Split design for easy installation, covers entire width of the grain tank.

Unloading Auger Gear Boxes

Order No.	Description - Fits Models	Replaces Case-IH No.	SHOUP Savings Price
SH13351	Upper Unloading Gear Box.	1347351C2	925.00 ea.
SH13336	Lower Unloading Gear Box.	1347336C2	1225.00 ea.
SH87084	Upper Unloading Gear Box.	87331084	929.00 ea.
SH84052	Lower Unloading Gear Box.	84320052	1059.00 ea.

UHMW Wearshoes

Sold per wearshoe (pitch/revolution).
Hardware Included.

UHMW poly is the plastic of choice for agricultural applications where abrasion resistance is required. New design UHMW Wearshoes puts this poly right over existing flighting and is ideal for high volume augers subject to fast wear.

Wearshoes are pre-formed for various applications. Each individual wearshoe covers one pitch (revolution) and is pre-drilled for easy installation. Shoes join together using a patented bevel lap joint and are bolted to the auger with a UHMW capped bolts. Bolt holes are countersunk for a smooth surface.



3/8" thick UHMW wearshoes are white in color.

UHMW poly has 5 times higher abrasion resistance than stainless steel or high-carbon steel.

Order shoes for part or all of your auger. Just count how many pitches (revolutions) you want to cover.

Order No.	Fits Models	Wearshoes used per auger	SHOUP Savings Price
Horizontal Grain Tank Loading Auger			
485180	1640, 1644, 1660, 1666, 2144, 2166, 2344, 2366.	3	44.25 ea.
Inclined Grain Tank Loading Auger			
485190	1660, 1666, 1680, 1688, 2144, 2166, 2188, 2366, 2377, 2388, 2577, 2588.	5	50.95 ea.
485210	5088, 5130, 6088, 6130, 7088, 7130; 5140, 6140, 7140 to s/n 014000.	7	54.25 ea.
485220	5150, 6150, 7010, 7120, 7150, 7230, 7240, 7250, AFX8010, 8010, 8120, 8230, 8240, 8250, 9120, 9230, 9240, 9250; 5140, 6140, 7140 s/n 014001 & up.	7	57.50 ea.
Vertical Unloading Fountain Auger			
485200	1440, 1460, 1480, 1640, 1644, 1660, 1666, 1680, 1688, 2144, 2166, 2188, 2344, 2366, 2377, 2388, 2577, 2588.	6	57.50 ea.
485230	5088, 5130, 5140, 5150, 6088, 6130, 6140, 6150, 7010, 7088, 7120, 7130, 7140, 7150, AFX8010, 8010, 8120, 9120; 7230, 8230, 9230 with standard rate 14-1/2" auger.	6	69.00 ea.

Auger Tube Liners for Case-IH and New Holland Combines

Inclined Tank Loading Auger Tube Liner

- 12 gauge steel liner prolongs the life of worn bubble up auger tubes.
- Rolled, cut and pre-fit for easy installation.
- Hardware included to bolt-in or may be welded.

Order No.	Fits Models	Price
SH38438	Case-IH 5088, 5130, 6088, 6130, 7088, 7130; 5140, 6140, 7140 to 10/2015.	795.00 ea.
SH38436	Case-IH 7010, 7120, AFX8010, 8010, 8120, 9120; 7230, 8230, 9230 to 03/2013 (6 cab lights).	795.00 ea.
SH38439	Case-IH 7230, 8230, 9230 after 01/2013 (with common cab - 8 cab lights).	795.00 ea.
SH38437	Case-IH 7240, 7250, 8240, 8250, 9240, 9250.	795.00 ea.

Vertical Unloading Auger Tube Liner.

- Includes 10 gauge steel liner, top repair ring, 4 pc. sump kit for welding in grain tank.
- Prevent wear and restore auger tube before grain tank must be replaced.
- Will not fit combines with cast unloading auger elbow.


Order No.	Fits Models	Price
SH38435	Case-IH 5088, 5130, 5140, 5150, 6088, 6130, 6140, 6150, 7010, 7088, 7120, 7130, 7140, 7150, AFX8010, 8010, 8120, 9120. New Holland CR9040, CR9060, CR9065, CR9070, CR9080, CR9090, CR920, CR940, CR960, CR970, CR980, CR6.90, CR7.90, CR8.90.	1095.00 ea.

Tank Unloading Auger Sump and Vertical Tube



Order No.	Descriptions - Fits Models	Replaces Case-IH No.	SHOUP Savings Price
SH85288	Unloading Auger Elbow. 1420, 1440, 1460, 1480, 1620, 1640, 1644, 1660, 1666, 1680, 1688, 2144, 2166, 2188, 2344, 2366, 2377, 2388, 2577, 2588.	248308A2, 87598258	795.00 ea.
SH86361	Unloading Auger Elbow. 5088, 5130, 5140, 5150, 6088, 6130, 6140, 6150, 7010, 7088, 7120, 7130, 7140, 7150, AFX8010, 8010, 8120, 9120.	84126361	1799.00 ea.
SH95650	Vertical Unloading Tube. 1440, 1460, 1480, 1640, 1644, 1660, 1666, 1680, 1688, 2144, 2166, 2188, 2344, 2366, 2377, 2388, 2577, 2588.	248307A2, 87593313	779.00 ea.
SH192475	Tank Unloading Sump. 1420, 1440, 1460, 1480, 1620, 1640, 1644, 1660, 1666, 1680, 1688, 2144, 2166, 2188, 2344, 2366, 2377, 2388, 2577, 2588.	192475C3	989.00 ea.
SH189284	Door Assembly for SH192475; includes door, pin, u-bolt.	189284A1	126.50 ea.

Unloading Auger Tubes & Augers



Fits Models	Order No.	Description	Replaces Case-IH No.	SHOUP Savings Price
Horizontal Unloading Auger Tubes				
1420, 1440, 1460, 1480.	SH195342	87" Outer Tube, not perforated.	195342C1	839.00 ea.
	SH192838	49-1/2" Inner Tube.	192838C1	575.00 ea.
	SH192089	85-1/2" Inner Tube.	192089C1	959.00 ea.
1620, 1640, 1644, 1660, 1666, 1680, 1688, 2144, 2166, 2188, 2344, 2366, 2377, 2388 to s/n 300000.	SH1317734	46-1/2" Outer Tube.	1317734C2	619.00 ea.
	SH1317783	82-1/2" Outer Tube.	1317783C4	939.00 ea.
	SH1317899	118-1/2" Outer Tube.	1317899C3	989.00 ea.
	SH1317738	90" Inner Tube, not perforated.	1317738C1	965.00 ea.
	SH1317873	90" Inner Tube, perforated.	1317873C1	965.00 ea.
2388 s/n 300001 & up; 2577, 2588.	SH857135	126" Inner Tube, not perforated.	87557135	1099.00 ea.
	SH881654	118-1/2" Outer Tube, for 21 ft. (6.4M) auger.	87581654	1219.00 ea.
	SH881650	82-1/2" Outer Tube, for 18 ft. (5.5M) auger.	87581650	1149.00 ea.
5088, 5130, 5140, 5150, 6088, 6130, 6140, 6150, 7088, 7120, 7130, 7140, 7150, 8120, 9120.	SH87673	198-1/4" Outer Tube.	47624954, 87743673	2479.00 ea.
	Horizontal Unloading Auger Screws			
1460, 1480; 1640 to s/n 97103; 1660 to s/n 102897; 1680 to s/n 115352.	SH1317935	172" One Piece Unloading Auger, round drive. <i>Note: 172" Augers were made in a one or two piece design.</i>	1317935C2	1449.00 ea.
	1640 s/n 97103 & up; 1660 s/n 102897 & up; 1680 s/n 115352 & up; 1644, 1666, 1688, 2144, 2166, 2188, 2344, 2366, 2377; 2388 to s/n 300000.	SH294090	172" Two Piece Unloading Auger Assembly.	199018A2, 198987A2
SH294095		208" Two Piece Unloading Auger Assembly.	199023A2, 198987A2	1529.00 ea.
SH294090, SH294095 include splined inner auger, outer auger, coupler shaft.				
2388 s/n 300001 & up; 2577, 2588.	SH87898	126-1/2" Inner Auger.	87556898	1065.00 ea.
	SH199023	125-1/4" Outer Auger, for 21 ft. (6.4M) auger.	87379141	979.00 ea.
	SH294091	89-1/4" Outer Auger, for 18 ft. (5.5M) auger.	87557246	759.00 ea.
	SH22040	Coupler Shaft, hex; use to connect SH87898 with SH199023 or SH294091.	220040A2	34.75 ea.
1640, 1644, 1660, 1666, 1680, 1688, 2144, 2166, 2188, 2344, 2366, 2377, 2388, 2577, 2588.	SH203389	Hex Bore Bearing, center auger support on two piece unloading augers.	47577191	39.95 ea.

Unloading Auger Extensions

Shoup unloading auger extensions make unloading easy, even with large grain platforms. No need to worry about your tractor or semi being in the way of the grain platform. Unloading auger extensions come complete with bolt-on extension tube painted to match your combine, auger flighting segment, hardware and detailed instructions.



Order No.	Added Length	Drive Style	Fits Models	Price
AE300	36"	Round	1420, 1440, 1460, 1480.	1065.00 kit
AE310	36"	Round	1620; 1640 to s/n 97102; 1660 to s/n 102896; 1680 to s/n 115351.	1065.00 kit
AE320	36"	Spline	1640 s/n 97103 & up; 1660 s/n 102897 & up; 1680 s/n 115352 & up, 1644, 1666, 1688, 2144, 2166, 2188, 2344, 2366, 2377, 2388, 2577, 2588.	1095.00 kit

Case-IH Combines - Shoup Parts For (Cont.)



Rubber Unloader Auger Spouts

Order No.	Description - Fits Models	SHOUP Savings Price
SH286677	Rubber Spout; 815, 915, 1440, 1460, 1480.	44.50 ea.
SH2321150	Rubber Spout; 1640, 1644, 1660, 1666, 1680, 1688 not equipped with spill saver attachment.	59.95 ea.
SH213488	Rubber Spout; 1640, 1644, 1660, 1666, 1680, 1688 equipped with spill saver attachment; 2144, 2166, 2188, 2344, 2366, 2377, 2388, 2577, 2588.	69.95 ea.

• Spring Loaded



GRAIN-SAVER

Order No.	Fits Tube Size - Fits Series	Price
GS12	For 12" tube. 1400, 1600, 2100, 2300, 2500 series.	95.95 ea.

Stationary knives are 2-1/2" tall for better cutting action. Heat treated for long wear.



Straw Chopper Parts

Order No.	Description - Fits Models	Replaces Case-IH No.	Price
SH396960	Double Tooth Stationary Knife with mounting hardware. 1440, 1460, 1480, 1640, 1644, 1660, 1666, 1680, 1688, 2144, 2166, 2188, 2344, 2366; 2388 to s/n JJC0276540.	396960A1	15.95 kit
SH873089	Single Tooth Stationary Knife with mounting hardware. 2377; 2388 s/n HAJ292001 & up; 2577, 2588, 5088, 5130, 5140, 5150, 6088, 6130, 6140, 6150, 7088, 7130, 7140, 7150.	87315089	11.95 kit
SH873088	Double Tooth Stationary Knife with mounting hardware. 2377; 2388 s/n HAJ292001 & up; 2577, 2588, 5088, 5130, 5140, 5150, 6088, 6130, 6140, 6150, 7088, 7130, 7140, 7150.	87315088	13.95 kit
SH442832	Knife Kit; (2) tungsten carbide hardfaced bevel edged knives, (4) bolts, (4) lock nuts. 715, 815, 915, 1420, 1440, 1460, 1480, 1620, 1640, 1644, 1660, 1666, 1680, 1688, 2144, 2166, 2188, 2344, 2366, 2377, 2388, 2577, 2588, 5088, 5130, 5140, 5150, 6088, 6130, 6140, 6150, 7088, 7130, 7140, 7150.	B96349, 442832A1, 409731A1	44.95 kit
SH87765	Knife Kit; (2) tungsten carbide hardfaced bevel edged offset knives, (4) bolts, (4) lock nuts. 7010, 7120, 7230, AFX8010, 8010, 8120, 8230, 9120, 9230 with 28 or 56 knife chopper.	87280980, 87297765	51.95 kit
SH47377	Knife Kit; (4) tungsten carbide hardfaced smooth bevel edged straight knives, (4) bolts, (4) lock nuts. 7230, 7240, 7250, 8230, 8240, 8250, 9120, 9230, 9240, 9250 with 24 or 40 knife chopper.	47677377, 51635252	80.95 kit

Straw Chopper and Drive



Order No.	Description - Fits Models	Price
SC1440	1440 s/n 20977 & up; 1460 s/n 23401 & up; 1640, 1644, 1660, 1666, 2144, 2166, 2344, 2366.	6450.00 ea.
SC1480	1480 s/n 24001 & up; 1680.	6590.00 ea.
SC1688	1688, 2188; 2388 to s/n 270499.	6590.00 ea.
SC2388	2377 to s/n 292000; 2388 s/n 270500 to 292000.	6799.00 ea.
SC2588	2377, 2388, 2588 s/n 292001 & up; 2577.	6999.00 ea.
188185	Optional 2-speed drive kit. Quickly change between small grain and corn settings. Fits SC1440, SC1480, SC1688, SC2388.	720.00 ea.


If replacing beater with a straw chopper order B00835 (see pg. 309) elevator drive belt separately.

Refundable \$500 core charge for separator jackshaft pulley.
 Designed to enhance the performance on your machine. Hammers on the chopper rotor push material through an extra long stationary knife, producing finely chopped residue for better distribution.
 The stationary knife bank can be retracted from the outside of the machine.
 Mounting requires little or no modification to the combine.

Replacement Belts for TSR Choppers

B00940	Lower Drive Belt; use with SC1440.	56.95 ea.
B00941	Upper Drive Belt; use with SC1440.	31.50 ea.
B00942	Lower Drive Belt; use with SC1480, SC1688; SC2388, SC2588 except on 2377, 2577, 2588.	60.95 ea.
B00943	Upper Drive Belt; use with SC1480, SC1688; SC2388, SC2588 except on 2377, 2577, 2588.	36.75 ea.

Chopper Bottoms - Includes rod and hinges



Order No.	Fits Models	Replaces Case-IH No.	Price
SH185141	1440, 1460, 1640, 1644, 1660, 2144, 2166, 2344, 2366.	185141C4	659.00 ea.
SH181147	1480, 1680, 1688, 2188, 2377, 2388, 2577, 2588.	181147C3	875.00 ea.
SH746115	5088, 5130, 6088, 6130, 7088, 7130; 5140, 6140, 7140 s/n starting with YDG or YEG.	87746115	995.00 ea.

Straw Chopper Conversion Kits



- Converts from factory rigid bolt-on knives to flail style knives.
- Includes rotor with flail style knives, side sheets, bearings, flanges, adjustable stationary knife kit and hardware.
- Rotor has case-hardened spline shaft to accept OEM drive pulley.
- Longer stationary knives and flail knives increase chopper capacity.

Order No.	Fits Models	SHOUP Savings Price
RK2366	1440, 1460, 1640, 1644, 1660, 2144, 2166, 2344, 2366.	3325.00 kit
RK2588	1480, 1680, 1688, 2188, 2377, 2388, 2577, 2588.	3975.00 kit
RK7088	5088, 6088, 7088.	4195.00 kit

"CHOP MASTER" Chopper Knife Bar



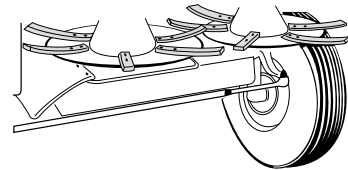
- Increase chopper performance.
- Heat-treated, serrated knives.
- Helps spread straw evenly.
- Longer, sharper knives.
- Cut up green damp stems to small uniform pieces.
- Speeds rate of material decomposition.
- No need to disk for spring planting.
- Pre-assembled; install in 5 minutes.

For Case-IH Axial Flow Combines with fixed choppers built 2000 and before; except 1420 & 1620. Not for use in corn.

Order No.	Description	Price
SH185135	Chop Master Knife Bar.	549.00 ea.

Straw Spreader Blades and Curtains

Heavy-Duty Rubber Construction to match O.E.M. Specifications



Order No.	Description - Fits Models	Price
SH294198	Rubber Blade; 1440, 1460, 1640, 1644, 1660, 1666, 2144, 2166, 2344, 2366.	7.25 ea.
SH294197	Rubber Blade; 1480, 1680, 1688, 2188; 2388 to s/n JJC0270499.	7.25 ea.
SH122639	Front Curtain; 1644, 1666, 2144, 2166, 2344, 2366.	154.95 ea.
SH87389	Front Curtain; 1688, 2188, 2377, 2388.	189.95 ea.
SH87335	Front Curtain; 2577, 2588.	179.95 ea.
SH87648	Front Curtain; 1 used; 5088, 5130, 5140, 6088, 6130, 6140, 7088, 7130, 7140.	179.95 ea.
SH13016	Side Curtain, 11-3/4" tall, 2 used; 1440, 1460, 1480, 1640, 1644, 1660, 1666, 1680, 1688; 2144, 2166, 2188, 2344, 2366, 2377, 2388 with straw spreader.	47.95 ea.
SH10311	Side Curtain, 17" tall, 2 used; 2144, 2166, 2188, 2344, 2366, 2377, 2388 with straw and chaff spreader.	55.95 ea.
SH87770	Side Curtain, 32" tall, 2 used; 2577, 2588; Optional upgrade for 1644, 1666, 1680, 1688, 2144, 2166, 2188, 2344, 2366, 2377, 2388.	89.00 ea.
SH87459	Side Curtain, 2 used; 5088, 5130, 5140, 6088, 6130, 6140, 7088, 7130, 7140.	105.95 ea.
HPS014GP	Bearing, 7/8" hex bore; straw spreader. 1420, 1440, 1460, 1480, 1620, 1640, 1660, 1680, 2144, 2166, 2188, 2344, 2366, 2377, 2388, 2588.	17.95 ea.
FL52MSTR	Flange set, 3-hole triangular; for HPS014GP.	3.90 set
FL52MS	Flange set, 3-hole round; for HPS014GP.	4.60 set

Chaff Deflector Shields

Eliminate chaff build up on the rear axle and steering cylinders with a Chaff Deflector Shield. Plastic construction with mounting hardware included. For Axial Flow combines 1420 thru 2588 without rear wheel assist.



Order No.	Description	Price
SS1666	Left, Deflector Shield.	39.95 ea.
SS1667	Right, Deflector Shield.	39.95 ea.

Chaff Deflector Seal for Straw Spreader



Order No.	Fits Models	Replaces Case-IH No.	Price
SH197332	2188, 2377, 2388, 2577, 2588 with straw chopper.	1979332C4	49.95 ea.
SH124004	2188, 2377, 2388, 2577, 2588 without straw chopper.	124004A2	64.95 ea.

Case-IH Combines - Shoup Parts For (Cont.)

Combine Bearings for Case-IH

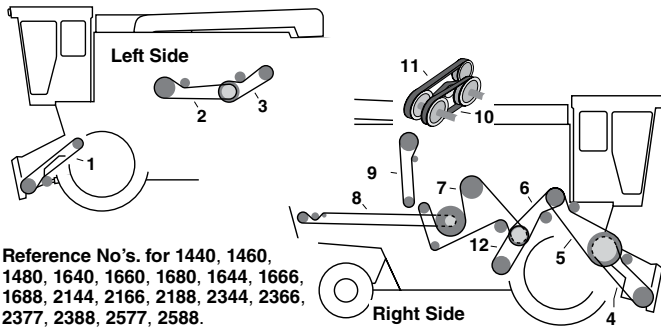
Description	Qty.	Order No.
2144, 2166, 2344, 2366.		
Rotor, front	1	WPS120GRC
Lower Clean Grain Auger, left	1	NPS103RR2C
Lower Clean Grain Auger, right	1	SH131250
Clean Grain Elevator, upper shaft	2	SH131250
Horizontal Tank Loading Auger, left	1	NPS100RPC
Horizontal Tank Loading Auger, right	1	NPS103RR2C
Inclined Tank Loading Auger, bottom	1	SH843034
Inclined Tank Loading Auger, top	1	NPS100RPC
Upper Tailings Auger Kit	1	SH94599
Tailings Elevator, upper shaft	2	NPS100RPC
Lower Tailings Auger	2	NPS103RR2C
Grain Tank Bottom Unloading Augers	4	NPS100RPC
Horizontal Unloading Auger, middle	1	SH203389
2188, 2377, 2388, 2577, 2588.		
Rotor, front	1	WPS120GRC
Lower Clean Grain Auger, left or right	2	NPS106RRC
Clean Grain Elevator, upper shaft	2	SH131250
Inclined Tank Loading Auger, bottom	1	SH843034
Inclined Tank Loading Auger, top	1	NPS100RPC
Upper Tailings Auger Kit	1	SH94599
Tailings Elevator, upper shaft	2	SH214490
Lower Tailings Auger	2	NPS103RR2C
Grain Tank Bottom Unloading Augers	4	NPS100RPC
Horizontal Unloading Auger, middle	1	SH203389
5088, 5130, 6088, 6130, 7088, 7130.		
Rotor, front	1	WPS120GRC
Lower Clean Grain Auger, left or right	2	NPS108RPC
Clean Grain Elevator, upper shaft	2	NPS108RPC
Inclined Tank Loading Auger, top	1	SH47204
Upper Tailings Auger Kit	1	SH94599
Tailings Elevator, upper shaft	2	NPS100RPC
Lower Tailings Auger, left	1	NPS103RP2C
Lower Tailings Auger, right	1	NPS103RR2C
Grain Tank Bottom Unloading Augers, left	2	YEL207
Grain Tank Bottom Unloading Augers, right	2	YEL206
Horizontal Unloading Auger, middle	1	YEL207
Horizontal Unloading Auger, outer	1	YEL206

Order No.	Bore	Replaces Case-IH No.	SHOUP Savings Price
SH475387	.875" hex	47508387	17.35 ea.
NPS100RPC	1" rd.	84330070	10.95 ea.
SH203389	1" hex	47577191	39.95 ea.
SH214490	1" rd.	214490C91	39.95 ea.
NPS103RP2C	1.25" rd.	84484181	15.50 ea.
NPS103RR2C	1.25" rd.	47577196	19.50 ea.
SH131250	1.25" rd.	1317250C91	50.95 ea.
NPS106RRC	1.375" rd.	473093R92	28.25 ea.

Description	Qty.	Order No.
5140, 6140, 7140.		
Rotor, front	1	WPS120GRC
Lower Clean Grain Auger, left or right	2	NPS108RPC
Clean Grain Elevator, upper shaft, 3 bolt flange	2	YEL207
Clean Grain Elevator, upper shaft, 4 bolt flange	2	NPS108RPC
Inclined Tank Loading Auger, top, 3 bolt flange	1	YEL207
Inclined Tank Loading Auger, top, 4 bolt flange	1	SH47204
Upper Tailings Auger, right	1	NPS100RPC
Upper Tailings Auger, left	1	SH475387
Tailings Elevator, upper shaft	2	NPS100RPC
Lower Tailings Auger, left	1	NPS103RP2C
Lower Tailings Auger, right	1	NPS103RR2C
Grain Tank Bottom Unloading Augers, left	2	YEL207
Grain Tank Bottom Unloading Augers, right	2	YEL206
Horizontal Unloading Auger, middle	1	YEL207
Horizontal Unloading Auger, outer	1	YEL206
7010, 7120, 8010, 8120, 9120.		
Lower Clean Grain Auger, left	1	YEL206
Lower Clean Grain Auger, right	1	SH876593
Clean Grain Elevator, upper shaft	2	YEL207
Inclined Tank Loading Auger, top	1	YEL207
Upper Blower, middle	2	YEL207
Lower Tailings Auger, left	1	NPS108RPC
Lower Tailings Auger, right	1	YEL207
Grain Tank Bottom Unloading Augers, left	2	YEL207
Grain Tank Bottom Unloading Augers, right	2	YEL206
Horizontal Unloading Auger, middle	1	YEL207
Horizontal Unloading Auger, outer	1	YEL206
7230, 7240, 8230, 8240, 9230, 9240.		
Lower Clean Grain Auger, left	1	YEL206
Lower Clean Grain Auger, right	1	SH876593
Clean Grain Elevator, upper shaft	2	YEL207
Inclined Tank Loading Auger, top	1	YEL207
Upper Blower, middle	2	YEL207
Lower Tailings Auger, left	1	NPS108RPC
Lower Tailings Auger, right	1	YEL207
Tank Bottom Unloading Augers, standard, left	2	YEL207
Tank Bottom Unloading Augers, standard, right	2	YEL206
Tank Bottom Unloading Augers, high capacity, left	2	SH876593
Tank Bottom Unloading Augers, high capacity, right	2	YEL207
Horizontal Unloading Auger, middle, 3 bolt flange	1	YEL207
Horizontal Unloading Auger, middle, 4 bolt flange	1	—
Horizontal Unloading Auger, outer	1	YEL206

Order No.	Bore	Replaces Case-IH No.	SHOUP Savings Price
SH47204	1.375" hex	694444	33.50 ea.
SH843034	1.375" rd.	84330034	40.50 ea.
NPS108RPC	1.5" rd.	47508360	28.50 ea.
WPS120GRC	2" rd.	84330075	63.95 ea.
SH94599	—	—	44.50 kit
YEL206	30mm rd.	87044350	30.95 ea.
YEL207	35mm rd.	87605592	31.95 ea.
SH876593	40mm rd.	87605593	65.95 ea.

Replacement **Agri-Torque**[®] **Combine Belts** for Case-IH Combines



Reference No.'s. for 1440, 1460, 1480, 1640, 1660, 1680, 1644, 1666, 1688, 2144, 2166, 2188, 2344, 2366, 2377, 2388, 2577, 2588.

CASE-IH 1440, 1460, 1480, 1640, 1660, 1680, 1644, 1666, 1688, 2144, 2166, 2188, 2344, 2366, 2377, 2388, 2577, 2588

Order No.	Fits Models - Replaces Case-IH No.	SHOUP Savings Price
No. 1 Hydraulic reel drive.		
<u>Feeder house length</u>		
B00750	47" w/o rock trap or reverser. 197411C1	62.95 ea.
B00925	54-1/2" w/o rock trap or reverser. 197414C2	96.60 ea.
B00760	60" w/o rock trap or reverser. 1480. 9575153	85.50 ea.
B00743	47" or 54-1/2" with rock trap or reverser. 1440, 1460, 1480. 1315315C1	33.75 ea.
B00744	47"; 5/8" v-belt. 1640, 1660. 1979606C1	34.25 ea.
B00746	47"; 7/8" v-belt. 1640, 1660. 1321564C1	36.50 ea.
B00747	54-1/2"; 5/8" v-belt. 1640, 1660, 1680. 87683178	30.25 ea.
B00749	54-1/2"; 7/8" v-belt. 1640, 1660, 1680. 1321565C1	58.75 ea.
B00751	60"; 5/8" v-belt. 1680. 210628C1	31.95 ea.
B00752	60"; 7/8" v-belt. 1680. 1315226C1	32.95 ea.
No. 2 Unloader jackshaft drive.		
B00765	1440, 1460; 1640 to s/n 97102; 1660 to s/n 102896, 2144, 2166, 2344, 2366. 191290C1	80.25 ea.
B00900	1640 s/n 97103 & up; 1660 s/n 102897 & up, 1644, 1666. 1989216C1	89.90 ea.
B00770	1480; 1680 to s/n 115351. 191291C1	96.20 ea.
B00925	1680 s/n 115352 & up, 1688, 2188, 2377, 2388, 2577, 2588. 197414C2	96.60 ea.
No. 3 Auxiliary pump drive.		
B00775	V-belt. 1440, 1460, 1480; 1660 to s/n 38345 with Navistar eng.; 1680 to s/n 45688. 191288C2	51.95 ea.
B00736	V-belt. 1640 to s/n 97102; 1660 to s/n 102897 with Cummins eng. and cross flow cleaning system. 55574	44.15 ea.
B00735	Dual band belt. 1640 s/n 97103 & up, 1644; 1660 s/n 102897 & up without cross flow cleaning system. 1347387C1	84.65 ea.
B00737	Dual band. 1660 s/n 102897 & up with cross flow cleaning system, 1666. 643307	72.50 ea.
B00738	V-belt. 1680 s/n 45689-115351. (If equipped with dual band belt order B00739). 1970116C1	61.95 ea.
B00739	Dual band. 1680 s/n 115352 & up. 440498A3	89.95 ea.
B00745	1688, 2144, 2344. 1541700C1	83.60 ea.

CASE-IH 1400, 1600, 2100, 2300, 2500 series (cont.)

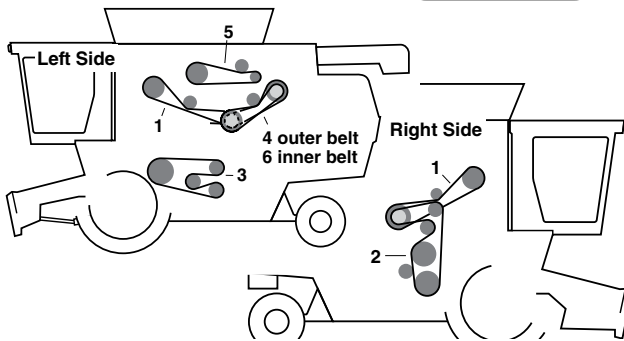
Order No.	Fits Models - Replaces Case-IH No.	SHOUP Savings Price
No. 3 Auxiliary pump drive (cont.).		
B00734	2166, 2366. 708176	87.20 ea.
B00748	2188; 2388 to s/n 272999. 124573A1	78.10 ea.
B00739	2377; 2388 s/n 273000 & up, 2577, 2588. 440498A3	89.95 ea.
No. 4 Feeder jackshaft/header drive.		
B00780	47" feeder house. 1440, 1460, 1640, 1660, 1644, 1666. 1313095C2	175.95 ea.
B00785	54-1/2" feeder house. 1440, 1460, 1480, 1640, 1660, 1680, 1644, 1666, 1688, 2144, 2166, 2188, 2344, 2366; 2388 to s/n 268799. 87629602	248.95 ea.
B00725	54-1/2" feeder house. 2377; 2388 s/n 268800 & up, 2577, 2588. 402370A1	265.85 ea.
B00790	60" feeder house. 1480, 1680, 1688, 2144, 2166, 2188, 2344, 2366; 2388 to s/n 268799. 393750A1	394.95 ea.
B00730	60" feeder house. 2377; 2388 s/n 268800 & up, 2577, 2588. 402368A1	263.00 ea.
No. 5 Feeder drive.		
B00795	Without rocktrap. 1440, 1460, 1640, 1660, 1644, 1666, 2144, 2166, 2344, 2366. 192738C1	219.95 ea.
B00800	With rocktrap. 1440, 1460, 1640, 1660, 1644, 1666, 2144, 2166, 2366. 1315168C1	227.95 ea.
B00805	Without rocktrap. 1480, 1680, 1688, 2188, 2377, 2388, 2577, 2588. 194528C2	309.95 ea.
B00810	With rocktrap. 1480, 1680, 1688, 2188, 2377, 2388, 2577, 2588. 1315074C2	267.65 ea.
No. 6 Fan jackshaft drive.		
*2166 & 2366 with slow down update kit (with 14" dia. lower pulley) use B00816.		
B00815	1440, 1460, 1640, 1660, 1644, 1666, 2144, 2166*, 2344; 2366* to s/n 184544. 84462590	65.95 ea.
B00816	2366 s/n 184545 & up. 84448591	55.70 ea.
B00820	1480, 1680, 1688, 2188, 2377, 2388, 2577, 2588. 188213C1, 317904A1	82.75 ea.
No. 7 Elevator drive, combines with beater.		
B00830	Double V-belt. 1440 s/n 1501 & up; 1460 s/n 1501 & up, 1480, 1640, 1660, 1680, 1644, 1666, 1688, 2144, 2166, 2188, 2344, 2366, 2377, 2388, 2577, 2588. 186509C2, 87476487	214.95 ea.
No. 7 Elevator drive, combines with standard straw chopper.		
B00835	Double V-belt. 1440, 1460, 1480, 1640, 1660, 1680, 1644, 1666, 1688, 2144, 2166, 2188, 2344, 2366, 2377, 2388, 2577, 2588. 181055C1, 87476486	154.95 ea.
No. 8 Straw spreader drive.		
B00840	1440 to s/n 20976; 1460 to s/n 23400; 1480 to s/n 24000. 153359C1	59.40 ea.
B00695	1440 s/n 20977 & up; 1460 s/n 23401 & up; 1480 s/n 24001 & up, 1640, 1660, 1680, 1644, 1666, 1688, 2144, 2166, 2188, 2344, 2366, 2377, 2388, 2577, 2588. 196371C1, 84172256	73.95 ea.
No. 9 Straw chopper drive.		
B00850	1440, 1460. 181012C1	92.90 ea.
B00956	1480. 87330894	99.50 ea.
B00905	1640, 1660, 1644, 1666, 2144, 2166, 2344, 2366. 1315265C1	69.95 ea.
B00930	1680, 1688, 2188, 2377, 2388, 2577, 2588. 1315266C1	89.95 ea.

CASE-IH 1400, 1600, 2100, 2300, 2500 series (cont.)

Reference drawing see pg. 309.

Order No.	Fits Models - Replaces Case-IH No.	SHOUP Savings Price
No. 10	Rotor variable drive.	
B00860	1440, 1460, 1640, 1660, 1644, 1666, 2144, 2166, 2344, 2366.	244420A1 342.95 ea.
B00865	1480, 1680, 1688, 2188.	244422A1 327.50 ea.
B00845	2388 to s/n 272999.	244423A3 395.50 ea.
B00890	2377; 2388 s/n 273000 & up, 2577, 2588.	413159A2, 84194650 305.95 ea.
No. 11	Separator drive.	
B00870	1440, 1460, 1640, 1660, 1644, 1666, 2144, 2166, 2344, 2366.	191241C3 274.95 ea.
B00875	1480; 1680 to s/n 45688.	191244C1 199.95 ea.
B00915	1680 s/n 45689 & up.	1330499C1 167.95 ea.
B00920	1688, 2188; 2388 to s/n 270499.	1541702C1 199.95 ea.
B00742	2377; 2388 s/n 270500 & up, 2577, 2588.	400427A1 293.60 ea.
No. 12	Cleaning fan drive.	Combines equipped with cross flow fan update kit use B00910.
B00825	1440, 1460, 1480, 1640, 1660, 1680.	195396C2 62.75 ea.
B00910	1644, 1666, 1688, 2144, 2166, 2188, 2344*; 2366* to s/n 184543; 2388* to s/n 198067. *2300 series converted to 12" dia. top drive pulley use B00885 belt.	1541569C1 69.50 ea.
B00885	2366 s/n 184544 & up, 2377; 2388 s/n 198068 & up, 2577, 2588.	301146A1 49.95 ea.

**Agri-Torque®
Combine Belts**



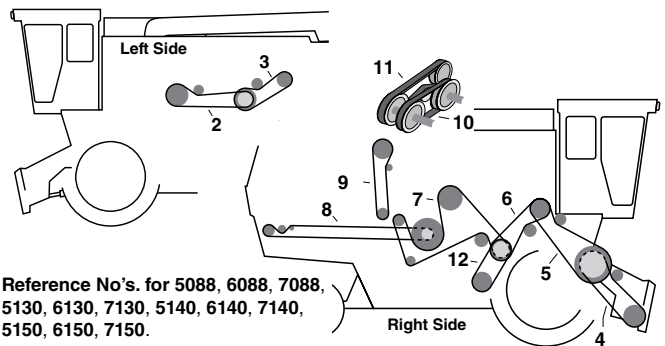
Reference No.'s. for 7010, AFX8010, 8010, 7120, 8120, 9120, 7230, 8230, 9230, 7240, 8240, 9240, 7250, 8250, 9250.

CASE-IH 7010, AFX8010, 8010, 7120, 8120, 9120, 7230, 8230, 9230, 7240, 8240, 9240, 7250, 8250, 9250

Order No.	Fits Models - Replaces Case-IH No.	SHOUP Savings Price
No. 1	Bubble-up drive/Clean Grain Elevator.	
B01200	7010, 7120, 7230, 7240, 7250, AFX8010, 8010, 8120, 8230, 8240, 8250, 9120, 9230, 9240, 9250.	86975809 64.80 ea.
No. 2	Tailings drive. 184.2" long.	
B01205	AFX8010, 8010 to s/n HAJ105206.	87109130 113.95 ea.
No. 2	Tailings drive. 182" long.	
B01210	7010, 7120, 7230, 7240, 7250; AFX8010, 8010 s/n HAJ105206 & up; 8120, 8230, 8240, 8250, 9120, 9230, 9240, 9250.	87283139 82.95 ea.

CASE-IH AF 10, 120, 230, 240, 250 series (cont.)

Order No.	Fits Models - Replaces Case-IH No.	SHOUP Savings Price
No. 3	Shoe drive without enhanced cleaning. 148" long.	
B01215	AFX8010, 8010.	86980546 62.25 ea.
No. 3	Shoe drive with enhanced cleaning. 143-3/4" long.	
B01220	7010, 7120, 7230, 7240, 7250, AFX8010, 8010, 8120, 8230, 8240, 8250, 9120, 9230, 9240, 9250.	87317063 54.95 ea.
No. 4	Beater/Straw chopper drive. Outer belt.	
B01225	V-Belt, 3 band. 7010, 7120, 7230, 7240, 7250*, AFX8010, 8010, 8120, 8230, 8240, 8250*, 9120, 9230, 9240, 9250*.	48114650 132.50 ea.
*Confirm dual or 3 band belt.		
B01265	V-Belt, dual band. 7250*, 8250*, 9250*.	48035443 224.95 ea.
No. 5	Unloader drive. Dual drive has separate cross auger/unload controls.	
B01230	7010, 7120, AFX8010, 8010, 8120, 9120; 7230, 7240, 7250, 8230, 8240, 8250, 9230, 9250 with single drive, dual band.	87011585 104.95 ea.
B01245	7230, 7240, 7250, 8230, 8240, 8250, 9230, 9250 with single drive, 3 band.	84376860 99.95 ea.
B01250	7230, 7240, 7250, 8230, 8240, 8250, 9230, 9240, 9250 dual drive, single v-belt.	84345673 53.95 ea.
B01255	7230, 7240, 7250, 8230, 8240, 8250, 9230, 9240, 9250 dual drive, dual band.	84345674 95.50 ea.
No. 6	Straw chopper drive, 2800 rpm. 106" long. Inner belt.	
B01235	7010, 7120, AFX8010, 8010, 8120, 9120.	87283315 104.95 ea.
No. 6	Straw chopper drive, 3000 rpm. 107" long. Inner belt.	
B01240	7010, 7120, 7230, AFX8010, 8010, 8120, 8230, 9120, 9230.	86976208 132.50 ea.
B01240	7240, 8240, 9240 use with 5" long, 18 coil tension spring.	86976208 132.50 ea.
B01260	7240, 7250, 8240, 8250, 9240, 9250 use with 6-5/8" long, 21 coil tension spring.	47705826 139.95 ea.



Reference No.'s. for 5088, 6088, 7088, 5130, 6130, 7130, 5140, 6140, 7140, 5150, 6150, 7150.

CASE-IH 5088, 6088, 7088, 5130, 6130, 7130, 5140, 6140, 7140, 5150, 6150, 7150

Order No.	Fits Models - Replaces Case-IH No.	SHOUP Savings Price
No. 2	Unloader drive.	
B00950	5088, 5130; 5140 to s/n YFG014000.	47424854 87.95 ea.
B00955	6088, 6130, 7088, 7130; 6140, 7140 to s/n YFG014000.	87549557 179.95 ea.
B00951	5140, 6140, 7140 s/n YFG014001 & up; 5150, 6150, 7150.	47360559 269.50 ea.
No. 3	Unloader jackshaft/auxiliary pump drive.	
B00956	5088.	87330894 99.50 ea.
B00355	6088, 7088.	87549556 82.90 ea.
B00954	5130, 6130, 7130; 5140, 6140, 7140 to s/n YFG014000.	84548651 119.95 ea.

Case-IH Combines - Shoup Parts For (Cont.)

CASE-IH 88, 130, 140, 150 series (cont.)

Reference drawing see pg. 310.

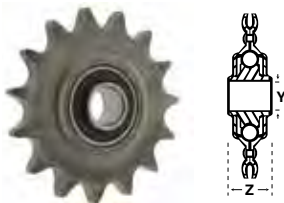
Order No.	Fits Models - Replaces Case-IH No.	SHOUP Savings Price
No. 4	Feeder jackshaft/header drive.	6 roof lights - thru 2012 8 roof lights - 2013 & after
B00960	With rocktrap. 5088, 6088, 7088.	87332159 226.40 ea.
B00962	Without rocktrap. 5088, 6088, 7088.	87332161 231.95 ea.
B00962	With rocktrap & single speed header. 5130, 6130, 7130 built thru 2012.	87332161 231.95 ea.
B00952	With rocktrap & single speed header. 5130, 6130, 7130 built 2013 & after; 5140, 5150, 6140, 6150, 7140, 7150.	47455617 259.95 ea.
B00962	With rocktrap & two speed header. 5130, 6130, 7130; 5140, 6140, 7140 to s/n YEG012701.	87332161 231.95 ea.
B00952	With rocktrap & two speed header. 5140, 6140, 7140 s/n YEG012701 & up; 5150, 6150, 7150.	47455617 259.95 ea.
B00958	Without rocktrap. 5130, 6130, 7130 built thru 2012.	84365262 276.95 ea.
B00730	Without rocktrap. 5130, 5140, 6130, 6140, 7130, 7140 built 2013 & after; 5150, 6150, 7150.	47616842, 47455618 263.00 ea.
No. 5	Feeder drive.	
B00964	With rocktrap. 5088, 5130, 5140, 5150, 6088, 6130, 6140, 6150, 7088, 7130, 7140, 7150.	87629601 257.40 ea.
B00785	Without rocktrap. 5088, 5130, 5140, 5150, 6088, 6130, 6140, 6150, 7088, 7130, 7140, 7150.	87629602 248.95 ea.
No. 6	Elevator jackshaft drive.	
B00968	5088, 5130, 6088, 6130, 7088, 7130; 5140, 6140, 7140 to s/n YFG014000.	87642957 51.10 ea.
B00953	5140, 6140, 7140 s/n YFG014001 & up; 5150, 6150, 7150.	84230075 203.50 ea.
No. 7	Elevator drive, combines with beater.	
B00830	Double V-belt. 5088, 5130, 6088, 6130, 7088, 7130; 5140, 6140, 7140 to s/n YFG014000.	186509C2, 87476487 214.95 ea.

CASE-IH 88, 130, 140, 150 series (cont.)

Reference drawing see pg. 310.

Order No.	Fits Models - Replaces Case-IH No.	SHOUP Savings Price
No. 7	Elevator drive, combines with standard straw chopper.	
B00835	Double V-belt. 5088, 5130, 6088, 6130, 7088, 7130; 5140, 6140, 7140 to s/n YFG014000.	181055C1, 87476486 154.95 ea.
No. 7	Elevator drive and cleaning system	
B00961	5140, 6140, 7140 s/n YFG014001 & up; 5150, 6150, 7150.	84230076 169.95 ea.
No. 8	Straw spreader drive.	
B00970	5088, 5130, 5140, 6088, 6130, 6140, 7088, 7130, 7140.	84163222 76.50 ea.
No. 9	Straw Chopper Drive with 2-bolt chopper knives.	
B00972	Dual band. 5088, 5130, 5140, 5150, 6088, 6130, 6140, 6150, 7088, 7130, 7140, 7150. 108" long.	87330903 76.95 ea.
Not Illustrated	Straw Chopper Drive with 1-bolt flail chopper knives.	
B00963	Dual band. 5140, 5150, 6140, 6150, 7140, 7150. Low speed, 102.4" long.	47920775, 47361246 149.95 ea.
B01835	Dual band. 5140, 5150, 6140, 6150, 7140, 7150. High speed, 114" long.	47597575 63.95 ea.
No. 10	Rotor variable drive.	
B00890	5088, 5130, 5140, 5150.	413159A2, 84194650 305.95 ea.
B00975	6088, 6130, 6140, 6150, 7088, 7130, 7140, 7150.	87714971 389.95 ea.
No. 11	Separator drive.	
B00974	5088, 6088, 7088.	47754793 315.75 ea.
B00959	5130, 5140, 5150, 6130, 6140, 6150, 7130, 7140, 7150.	84586129 489.50 ea.
No. 12	Cleaning fan drive.	
B00885	5088, 5130, 5140, 5150, 6088, 6130, 6140, 6150, 7088, 7130, 7140, 7150.	301146A1, 84238446 49.95 ea.

SHOUP® Replacement Sprocket Idlers



Order No.	Replaces Case-IH No.	Chain Size	No. of Teeth	Bore Y	Width Z	SHOUP Savings Price
C5906	594706R91	50	15	5/8"	11/16"	28.50 ea.
C6305	103244	50	17	5/8"	15/16"	18.50 ea.
C1513	154113C91	60/60H	15	5/8"	11/16"	25.25 ea.
C1671	86627870	60/60H	15	1/2"	15/16"	22.50 ea.
C2437	629972R91	60/60H	15	5/8"	15/16"	24.75 ea.
C5642	87302107	2050	17	1/2"	15/16"	22.75 ea.

Combine Caddie



- Black poly construction.
- 5" wide x 11" long.
- One well for beverage container.
- Includes steel mounting bracket.
- Single compartment for small notebooks.

Order No.	Fits Models	SHOUP Savings Price
CC11	1440, 1460, 1480, 1640, 1644, 1660, 1666, 1680, 1688.	35.95 ea.
CC12	2144, 2166, 2188, 2344, 2366, 2388.	35.95 ea.

Pre-Cut Chain for Case-IH Combines

Order No.	Description - Fits Models	Replaces Case-IH No.	SHOUP Savings Price
Unloading Auger			
SH303207	Inner, 50 chain. 1440, 1460, 1480, 1640, 1644, 1660, 1666; 1680 to s/n JJC0115351, 1688, 2144, 2166, 2188, 2344, 2366, 2388.	B192928, B1303207	39.95 ea.
SH326007	Inner, 50 chain. 1680 s/n JJC0115352 & up, 2577, 2588.	87529598	41.95 ea.
SH292927	Outer, 40 chain. 1440, 1460, 1480, 1640, 1660, 1680.	B192927	39.95 ea.
SH213200	Outer, 40 chain. 1644, 1666, 1688, 2144, 2166, 2188, 2344, 2366, 2388.	B113200A1	29.95 ea.
SH629597	Outer, 60 chain. 2577, 2588.	87529597	49.95 ea.
SH098066	7010, 7120, AFX8010, 8010, 8120, 9120.	86998066	149.95 ea.
SH794331	6088, 6140, 6150, 7088, 7140, 7150.	47694331, 87713148	89.95 ea.
SH807588	5088, 5130, 5140, 5150, 6130, 7130.	87707588	119.95 ea.
SH306702	Cross Auger Control, 60H chain. 7230, 7240, 7250, 8230, 8240, 8250, 9230, 9240, 9250 dual drive, 51 tooth auger sprockets.	84351953	74.95 ea.
SH445681	Cross Auger Control, 60H chain. 7230, 7240, 7250, 8230, 8240, 8250, 9230, 9240, 9250 dual drive, 60 tooth auger sprockets.	84345681	79.95 ea.
SH625580	Vertical Auger Drive, 60H chain. 7230, 7240, 7250, 8230, 8240, 8250, 9230, 9240, 9250 dual drive.	84525580	79.50 ea.
SH666255	80 chain. 7230, 7240, 7250, 8230, 8240, 8250, 9230, 9240 without cross auger control.	84566255	169.95 ea.
Clean Grain Elevator			
SH462139	Horizontal auger. 1440 s/n 10001 & up; 1460 s/n 12001 & up, 1640, 1644, 1660, 1666, 1680, 2144, 2166, 2344, 2366. Incline auger. 1680, 1688, 2188, 2377, 2388, 2577, 2588; 5088, 6088, 7088 to s/n Y9G001953.	87362139, 301228A1 1327534C92	54.95 ea.
SH421307	Incline auger. 1644, 1660, 1666, 2144, 2166.	B1321307	54.95 ea.
SH401227	Incline auger. 2344, 2366.	301227A1	59.95 ea.
SH570736	Incline auger, chrome pin. 7010, 7120, 7230, 7240, 7250, AFX8010, 8010, 8120, 8230, 8240, 8250, 9120, 9230, 9240, 9250.	87470736	48.95 ea.
SH570737	Elevator drive, chrome pin.	87470737	79.95 ea.
SH263936	Incline auger. 5130, 6130, 7130; 5140, 6140, 7140 to s/n YFG014000; 5088, 6088, 7088 s/n Y9G001954 & up.	84163936	129.95 ea.
SH809870	Incline auger, chrome pin. 5140, 6140, 7140 s/n YFG014001 & up; 5150, 6150, 7150.	47709870	149.95 ea.
Tailings Elevator			
SH495718	1440, 1460, 1480, 1680, 1688, 2188, 2388.	84395718P	36.95 ea.
SH427724	1640, 1644, 1660, 1666, 2144, 2166, 2344, 2366.	301226A1	39.95 ea.
SH402671	2588; 5088, 6088, 7088 to s/n Y9G001953.	1302671C92	49.95 ea.
SH264207	5130, 6130, 7130; 5140, 6140, 7140 to s/n YFG014000; 5088, 6088, 7088 s/n Y9G001954 & up.	84164207	65.95 ea.
SH807460	Chrome pin. 5140, 6140, 7140 s/n YFG014001 & up; 5150, 6150, 7150.	47707460	149.95 ea.
Rotor Speed Adjustment			
SH717107	1440, 1460, 1480, 1640, 1644, 1660, 1666, 1680, 1688, 2144, 2166, 2188, 2344, 2366, 2388, 2577, 2588, 5088, 5130, 5140, 5150, 6088, 6130, 6140, 6150, 7088, 7130, 7140, 7150.	617107R91	14.95 ea.
Reverser & Rock Trap Beater TIDC-ROMBO			
SH21524	Reverser, without rocktrap. 60 o-ring chain. 1644, 1660, 1666, 1680, 1688, 2144, 2166, 2188; 2344, 2366 to s/n JJC0253999; 2388 to s/n JJC0268799.	1321524C94	88.95 ea.
SH13529	Beater/Reverser, with rocktrap. 60 o-ring chain. 1644, 1660, 1666, 1680, 1688, 2144, 2166, 2188; 2344, 2366 to s/n JJC0253999; 2388 to s/n JJC0268799.	1321529C95	124.95 ea.
SH87740	Beater/Reverser. 60 o-ring chain. 2344, 2366 s/n JJC0254000 & up; 2388 s/n JJC0268800 & up; 2377, 2577, 2588.	87624840, 390967A1	95.50 ea.
SH47739	Beater/Reverser. 80 o-ring chain. 5088, 5130, 5140, 5150, 6088, 6130, 6140, 6150, 7088, 7130, 7140, 7150.	47667739	96.75 ea.



SHOUP® Replacement Parts for John Deere Combines

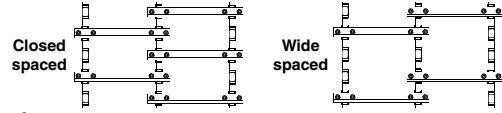
From Pages 313-338

Feeder House Chains

- Sold in complete sets only.
- Hardware to mount slats is included.
- Chains ship unassembled, ground freight.
- Assembled chains ship truck freight, call for pricing.



JD feeder house upper sprockets see pg. 314.



Fits Models	Chain Size/ Pin type	Slat Spacing/Style	No. of Slats/Chains	Order No.	Price	Order No.	Price
Regular Length Feeder House.				Chain less slats		Chain with slats	
*SH is abbreviation for Sidehill.							
4400, 4420	550/black	wide/T-bar	24/3	FC4424	469.95	F4424	679.00
	550/black	closed/T-bar	37/3	FC4437	514.95	F4437	799.00
6600, 6620	550/black	wide/T-bar	28/3	FC6628	544.95	F6628	779.95
	550/black	closed/T-bar	42/3	FC6642	569.95	F6642	919.95
6600SH*, 6620SH*	550/black	wide/T-bar	24/3	FC4424	469.95	F6624	729.95
	550/black	closed/T-bar	37/3	FC4437	514.95	F6637	949.95
7700, 7720	550/black	wide/T-bar	28/3	FC6628	544.95	F7728	829.95
	550/black	closed/T-bar	42/3	FC6642	569.95	F7742	1024.95
8820	550/black	wide/T-bar	42/4	FC8842	759.95	F8842	1099.95
	550/black	closed/T-bar	63/4	FC8863	794.95	F8863	1329.95
9400, 9410, 9500, 9510, CTS, CTSII	550/chrome	wide/T-bar	34/3	FC9534	705.95	F9534	1049.95
	550/chrome	closed/T-bar	49/3	FC9549	759.95	F9549	1279.95
9450, 9550, 9560, 9650CTS, 9660CTS	550/chrome	wide/T-bar	34/3	FC9534	705.95	F9534	1049.95
9500SH*, 9510SH*, 9550SH*, 9560SH*	550/chrome	wide/T-bar	28/3	–	–	F9528	979.95
9600, 9610, 9650, 9660	550/chrome	wide/T-bar	51/4	FC9649	969.95	F9649	1449.95
	550/chrome	closed/T-bar	74/4	FC9674	1119.95	F9674	1749.95
9560STS, 9570STS, S550	557/chrome	T-bar	24/3	FC9524	745.95	F9524	949.95
	557/chrome	T-bar	30/3	FC9830	774.95	F9530	979.95
9650STS, 9750STS; 9660STS, 9760STS to s/n 720300; 9860STS to s/n 720500	557/chrome	wide/T-bar	30/3	FC9830	774.95	F9830	1059.95
	557/chrome	wide/U	24/3	FC9824	1059.95	–	–
9660STS, 9760STS s/n 720301 & up; 9860STS s/n 720501 & up	557/chrome	wide/U	24/3	FC9824	1059.95	F9824	1395.95
9670STS, 9770STS, 9870STS to s/n 730100	557/chrome	wide/T-bar	30/3	FC9830	774.95	F9830	1059.95
	557/chrome	wide/cast U	24/3	FC9824	1059.95	F9824	1395.95
9670STS, 9770STS, 9870STS s/n 730101 & up; S650, S660, S670, S680, S690 to s/n 775000	557/chrome	wide/cast U	24/3	FC9824	1059.95	F9924	1395.95
S650, S660, S670, S680, S690 s/n 775001 & up; S760, S770, S780, S790	557/chrome	wide/U	27/4	FC6927	1424.95	F6927	1649.95

Chain Accessories

	Order No.	Description	Chain Size	Mounting Hole Center to Center	For Bolt Size	SHOUP Savings Price
	AT552	Attachment Connector	550	2"	5/16"	7.50 ea.
	AT572	Attachment Connector	557	2"	5/16"	7.75 ea.
	CA550CL	Connector with S-pins	550			4.50 ea.
	CA550HDCL	Connector with S-pins	550HD			5.50 ea.
	CA550HDCLTH	Connector with Locknuts	550HD			9.95 ea.
	CA557CL	Connector with S-pins	557			6.50 ea.
	CA557CLTH	Connector with Locknuts	557			8.75 ea.
	CA550OL	Offset with S-pin	550			3.75 ea.
	CA550HDOL	Offset with S-pin	550HD			7.40 ea.
	CA550HDOLTH	Offset with Locknuts	550HD			8.75 ea.
	CA557OL	Offset with S-pin	557			4.90 ea.
	CA557OLTH	Offset with Locknut	557			7.50 ea.

John Deere Combines - Shoup Parts For (Cont.)

Order No.	Description - Fits Models	SHOUP Savings Price
SH271960	UHMW Wear Strip, upper feeder house, 1 used per chain strand. 9450 s/n 685179 & up; 9550 s/n 685742 & up; 9550SH s/n 685704 & up; 9650 s/n 686076 & up; 9650CTS s/n 685497 & up; 9650STS s/n 685805 & up; 9750STS s/n 685840 & up, 9560, 9560SH, 9560STS, 9570STS, 9660, 9660CTS, 9660STS, 9670STS, 9760STS, 9770STS, 9860STS, 9870STS, S550, S650, S660, S670, S680, S690, S760, S770, S780, S790.	17.95 ea.

Order No.	Fits Models	Bolt Diameter	
T-bar with 2" center to center mounting holes.			
SL4400	4400, 4420.	5/16"	17.95 ea.
SL6600	6600, 6620.	5/16"	17.75 ea.
SL7700	7700, 7720.	5/16"	18.95 ea.
SL8820	8820.	5/16"	16.75 ea.
SL9560	9400, 9410, 9450, 9500, 9510, 9550, 9560, 9650CTS, 9650STS, 9660CTS, 9660STS, 9670STS, 9750STS, 9760STS, 9770STS, 9860STS, 9870STS, CTS, CTSII.	5/16"	20.50 ea.
SL9660	9600, 9610, 9650, 9660.	5/16"	20.75 ea.
SL60	9560STS, 9570STS, S550.	5/16"	18.50 ea.
SH34328	9660STS, 9670STS, 9760STS, 9770STS, 9860STS, 9870STS, S650, S660, S670, S680, S690, S760, S770, S780, S790.	10mm	48.95 ea.
Cast U-shape			
SL52402	S650, S660, S670, S680, S690 s/n 775001 & up;	10mm	29.95 ea.
Steel U-Shape			
	S760, S770, S780, S790.		
Slat Mounting Hardware			
HB516X34NP	5/16" x 3/4" bolt with nylon patch.		.40 ea.
LWN516	5/16" lockwhiz nut.		.15 ea.
SH10258	10mm x 25mm bolt.		.45 ea.
SH61212	10mm lock nut.		.67 ea.

Feeder House Upper Drive Sprockets

Order No.	Description - Fits Models	Shaft Size	Replaces JD No.	
SH04167	Sprocket. 6600, 7700 (confirm 1-3/4" shaft size); 6620, 7720, 8820; 9400 s/n 641501 & up; 9500 s/n 643901 & up; 9600 s/n 645301 & up, CTS.	1-3/4" hex	H94166, H118583	73.50 ea.
SH225196	Upper tube assembly with 3 sprockets. 9400 to s/n 641500; 9500 to s/n 643900.		AH125196	675.00 ea.
SH225195	Upper tube assembly with 4 sprockets. 9600 to s/n 645300.		AH125195	799.00 ea.
SH259613	Outside sprocket, 2 used. 9410, 9450, 9510, 9550, 9550SH, 9560, 9560SH, 9610, 9650, 9650CTS, 9660, 9660CTS, CTSII.	2-1/4" rd.	H159613	69.95 ea.
SH259614	Center sprocket, 1 used on 9410, 9450, 9510, 9550, 9550SH, 9560, 9560SH, 9650CTS, 9660CTS, CTSII. 2 used on 9610, 9650, 9660.	2-1/4" rd.	H159614	84.95 ea.
SH259615	Outside sprocket, 2 used. 9560STS, 9570STS, 9650STS, 9660STS, 9750STS, 9760STS, 9860STS; 9670STS, 9770STS, 9870STS to s/n 730100; S550.	2-1/4" rd.	H159615	79.95 ea.
SH259616	Center sprocket, 1 used. 9560STS, 9570STS, 9650STS, 9660STS, 9750STS, 9760STS, 9860STS; 9670STS, 9770STS, 9870STS to s/n 730100; S550.	2-1/4" rd.	H159616	99.95 ea.
SH223463	Sprocket, 3 or 4 used. 9670STS, 9770STS, 9870STS s/n 730101 & up; S650, S660, S670, S680, S690, S760, S770, S780, S790.	2-1/4" rd.	HXE123463, H227474	98.95 ea.
Hardware				
SH256578	Shaft Key for SH259613, SH259615.		H156578	5.50 ea.
SH256579	Shaft Key for SH259614, SH259616.		H156579	5.75 ea.
SH329470	Shaft Key for SH223463.		H229470	6.25 ea.
SH256580	Set Screw (qty. used per sprocket); SH259613 (2), SH259614 (4), SH259615 (2), SH259616 (4), SH223463 (4).		H156580	1.50 ea.

Poly Chain Guides for Feeder House Drive Chains

Order No.	Length	Fits John Deere Combine Models		
SH82473	36-13/16"	9550SH, 9560SH (2 used).		H172473 33.50 ea.
SH82473	36-13/16"	9450, 9550, 9560, 9650, 9650CTS, 9660, 9660CTS (1 of each used).		H172473 33.50 ea.
SH44587	25-13/16"		H234587 29.95 ea.	
SH82475	14"	9560STS, 9570STS, 9650STS, 9660STS, 9670STS, 9750STS, 9760STS, 9770STS, 9860STS, 9870STS, S550, S650, S660, S670, S680, S690, S760, S770, S780, S790 with manual header tilt (1 of each used).		H172475 19.75 ea.
SH44587	25-13/16"		H234587 29.95 ea.	
SH57186	10-15/16"	S660, S670, S680, S690, S760, S770, S780, S790 with hydraulic header tilt (1 of each used).		HXE47186 18.50 ea.
SH57183	22-3/4"		HXE47183 27.95 ea.	



.120" drum skin, heavier than original. Wear bands included.



SH319987

Feeder House Drums

Order No.	Description - Fits Models	Replaces JD No.	SHOUP Savings Price
SH242394	Drum; 9400, 9410, 9450, 9500, 9500SH, 9510, 9510SH, 9550, 9550SH, 9560SH, 9650CTS, 9650STS, 9750STS, CTS, CTSII.	AH142394	929.00 ea.
SH223734	Shaft. Use with SH242394.	H123734	89.95 ea.
SH242393	Drum; 9600, 9610, 9650 without Contour-Master™.	AH142393	1029.00 ea.
SH243365	Drum; 9600, 9610, 9650 with Contour-Master™.	AH143365	939.00 ea.
SH223733	Shaft. Use with SH242393, SH243365.	H123733	99.95 ea.
NPS102RPC	Bearing with lock collar. 2 used with SH242394, SH242393, SH243365.		15.25 ea.
SH319987	4-bolt Cast Flange with hex bore bearing. 9570STS, 9670STS, 9770STS, 9870STS, S550, S650, S660, S670, S680, S690, S760, S770, S780, S790; late model/updated 9560STS, 9660STS, 9760STS, 9860STS.	AH219987	102.95 ea.
SH320242	Drum, new style uses 4-bolt cast bearing flanges. 9560 walker, 9660CTS, 9660STS, 9760STS, 9860STS (early models require SH320240 or SH320241 update kit); 9670STS, 9770STS, 9870STS to s/n 730100.	AH220242	989.00 ea.
SH320243	Drum, new style uses 4-bolt cast bearing flanges. 9560STS (early 9560STS require SH320239 or SH320241 update kit); 9570STS, S550.	AH220243	989.00 ea.
SH320241	Update kit. Includes (2) 4-bolt cast flanges with bearings, (2) bearing shields, hardware. Fits 9560 walker s/n 710392 & up; 9560STS s/n 710560-720100; 9660CTS s/n 710408 & up; 9660STS s/n 711302-720300; 9760STS s/n 711198-720400; 9860STS s/n 710893-720500.	—	525.00 kit
SH320240	Update kit. Includes shaft, (2) lower adjusting arms, (2) 4-bolt cast flanges with bearings, (2) bearing shields, hardware. Fits 9560 walker to s/n 710392; 9660CTS to s/n 710407; 9660STS to s/n 711301; 9760STS to s/n 711197; 9860STS to s/n 710892.	—	975.00 kit
SH320239	Update kit. Includes shaft, (2) lower adjusting arms, (2) 4-bolt cast flanges with bearings, (2) bearing shields, hardware. Fits 9560STS to s/n 710559.	—	975.00 kit
SH316876	Drum; 9670STS, 9770STS, 9870STS s/n 730101 & up; S650, S660, S670, S680, S690 to s/n 775000.	AH216876	759.00 ea.
SH37254	Drum; S650, S660, S670, S680, S690 s/n 775001 & up, S760, S770, S780, S790. .188" thick tube compared to .134" original equipment (this drum does not utilize wear bands).	AXE27254	939.00 ea.



SH0452

Feeder House Top Shaft Bearings

Order No.	(L) left, (R) right - Fits Models	Bore	Replaces JD No.	Price
SH0452	6620 to s/n 551900 (L, R), 6620 s/n 551901 & up (R), includes lock collar 7720 to s/n 556300 (L, R), 8820 to s/n 564100 (L).	1-1/4" rd.	JD9452	26.95 ea.
SH86785	6620 s/n 551901 & up (L), 7720 s/n 556301 & up (L), 8820 s/n 564101 & up (L).	1-1/4" hex	JD9373	32.50 ea.
SH20020	7720 s/n 556301 & up (R), 8820 (R).	1-1/2" rd.	JD10020	35.95 ea.
SH209788	9400 to s/n 640816 (L), 9500 to s/n 643457 (L), 9600 to s/n 642112 (L).	1-1/4" hex	AE46606	31.95 ea.
SH209788	9400 to s/n 641500 (R), 9500 to s/n 643900 (R), 9600 to s/n 645300 (R).	1-1/2" rd.	AH109788	65.50 ea.
SH86785	9400 s/n 640817 & up (L), 9500 s/n 643458 & up (L), 9600 s/n 642113 & up (L).	1-1/4" hex	JD9373	32.50 ea.
SH20020	9400 s/n 641501 & up (R), 9500 s/n 643901 & up (R), 9600 s/n 645301 & up (R).	1-1/2" rd.	JD10020	35.95 ea.
SH86785	9410, 9450, 9510, 9550, 9550SH, 9560, 9560SH, 9560STS, 9570STS, 9610, 9650, 9650CTS, 9650STS, 9660, 9660CTS, 9660STS, 9670STS, 9750STS, 9760STS, 9770STS, 9860STS, 9870STS, 9870STS, CTS, CTSII, S550, S650, S660, S670, S680, S690, S760, S770, S780, S790. 1 of each used.	1-1/4" hex	JD9373	32.50 ea.
SH20020		1-1/2" rd.	JD10020	35.95 ea.



SH32402

Feeder House Slip Clutch

Order No.	Description - Fits Models	Replaces JD No.	Price
SH32402	Slip Clutch for Feeder House Drive, Heavy Duty 1300/1500 Nm. 9670STS, 9770STS, 9870STS s/n 730101 & up; S650, S660, S670, S670HM, S680, S680HM, S690, S690HM, S760, S770, S780, S790. Will replace AH225742 slip clutch 1000/1200 Nm.	AXE22402	595.00 ea.

W.A. Johnson Feeder House Debris Deflector



U.S. Patent No. 11,899,820

- Debris and overflow grain falls off the deflector and back into the header.
- Prevents trash buildup on feeder house and around cylinders and sensor linkage on Contour Master™.

- Less dust and debris reduces fire hazard in dry conditions, decreases corrosion and sensor damage caused by dust and moisture.
- Large magnets hold the 22 oz. poly material to the header. Quickly detaches for cleaning windows or changing headers.

Order No.	Fits Models - Specify make/model of combine and platform.	SHOUP Savings Price
66440	Combines prior to S Series (2011 & prior) with JD platforms up to 35'. Will not fit HDF, HDR series platforms or sidehill combines.	379.00 kit
66500	S Series combines with JD platforms up to 35'. Will not fit HDF, HDR series platforms.	379.00 kit
66510	S Series combines with 640FD, 645FD, 740FD, 745FD, RD40F, RD45F platforms.	425.00 kit
66520	STS Series combines with 640FD, 645FD, 740FD, 745FD, RD40F, RD45F platforms.	425.00 kit
66400	John Deere sidehill. Specify combine and platform.	379.00 kit



COPPERHEAD AG Concaves



Order No.	Fits Models	Price
SH37837	9650STS, 9660STS, 9670STS, 9750STS, 9760STS, 9770STS, 9860STS, 9870STS, S650, S660, S670, S680, S690, S760, S770, S780, S790.	5750.00 set

• CROP FLEXIBILITY

Harvest ALL crops with one set of concaves. The Copperhead Concave System uses three cover plates. Two in the first concave and one in the second concave section. The cover plates are completely adjustable and/or removable, which is what allows you to harvest any crop with the same set of concaves! With the ability to easily adjust the system, rotor loss will be close to ZERO.

• FASTER THRESHING


The machined, 90 degree, hard-surfaced, notch on the face of the bars, restricts the flow. Restricted flow forces the grain to thresh quickly, keeping the machine from overloading the separating section. This system does not require the concave to be full to get the grain to thresh properly, the restricted flow is what gets the crop to thresh properly.

• LESS CROP LOSS

The Copperhead Concave System is designed with a 68% larger opening. The extra space between the bars allows you to unload threshed grain in the concave section of the combine, rather than carrying it all the way through to the separating section, which overloads the separator. The main reason for rotor loss is overloading the separating system.

Mud Scraper

Heavy-duty scraper helps prevent mud build-up between wheels.



- Bolt-on installation, no drilling required. Hardware and instructions included.
- Split main bar design for easy transport.
- Adjustable to all wheel widths.

Order No.	Fits Models	Price
59500	9400, 9410, 9500, 9510, 9600, 9610, 9650, 9660.	1549.00 kit
59770	9560STS, 9570STS, 9650STS, 9660STS, 9670STS, 9750STS, 9760STS, 9770STS, 9860STS, 9870STS, S550, S650, S660, S670, S680, S690, S760, S770, S780, S790.	1349.00 kit

Cab Footrests

- SH46681 is easily installed using existing mounting bolts.
- Heavy duty steel construction.
- Increases cab comfort for hours of sitting.



Order No.	Fits Models	Price
SH46681	Combines 9400, 9410, 9450, 9500, 9510, 9550, 9560, 9560STS, 9570STS, 9600, 9610, 9650, 9650CTS, 9650STS, 9660, 9660CTS, 9660STS, 9670STS, 9750STS, 9760STS, 9770STS, 9860STS, 9870STS, CTS, CTSII, S550, S650, S660, S670, S680, S690, S760, S770, S780, S790; Cotton Pickers 7660, 7760, 9986, 9996, CP690; Cotton Strippers 7460, CS690; Forage Harvesters 6610, 6710, 6810, 6910, 7180, 7200, 7250, 7280, 7300, 7350, 7380, 7400, 7450, 7460, 7480, 7500, 7550, 7580, 7700, 7750, 7780, 7800, 7850, 7950, 7980, 8100, 8200, 8300, 8400, 8500, 8600, 8700, 8800.	84.95 ea.
SH46684	Tractors 7200R, 7210R, 7215R, 7230R, 7250R, 7260R, 7270R, 7280R, 7290R, 7310R, 8225R, 8235R, 8245R, 8260R, 8270R, 8285R, 8295R, 8295RT, 8310R, 8310RT, 8320R, 8320RT, 8335R, 8335RT, 8345R, 8345RT, 8360R, 8360RT, 8370R, 8370RT, 8400R, 9360R, 9370R, 9410R, 9420R, 9420RX, 9460R, 9460RT, 9470R, 9470RT, 9470RX, 9510R, 9510RT, 9520R, 9520RT, 9520RX, 9560R, 9560RT, 9570R, 9570RT, 9570RX, 9620R, 9620RX; Sprayers 4730, 4830, 4930, R4023, R4038, R4038, R4044, R4045, R4060. Drilling into cab floor and access under cab required.	104.95 set

Cylinder Bars

- Balanced and shipped as a matched set for equal weight distribution on the cylinder.
- Heat-treated & Chromed bars are heat-treated for hardness and plated with super-hard chrome for extra long wear.
- Made from long-wearing, high-grade cross rolled steel. Available in standard or chrome.
- Guaranteed to fit and wear as good as original equipment.



Fits Models	No. of Bars/Description	Order No.	SHOUP Savings Price	Order No.	SHOUP Savings Price
			Heat-treated	Heat-treated & Chromed	
4400, 4420.	4 left, 4 right	SHJD4400	775.00 set	—	—
6600, 6620.	4 left, 4 right	SHJD6600	875.00 set	SHJD6600C	1325.00 set
7700, 7720.	4 left, 4 right	SHJD7700	1025.00 set	SHJD7700C	1549.00 set
8820.	4 left, 4 right	SHJD8820	1175.00 set	SHJD8820C	1799.00 set
9400, 9410, 9450, 9500, 9510, 9550, 9560, CTS, CTSII, 9650CTS, 9660CTS.	5 left, 5 right	SHJD9500	869.00 set	SHJD9500C	1539.00 set
9600, 9610, 9650, 9660.	5 left, 5 right	SHJD9600	1049.00 set	SHJD9600C	1759.00 set

Corn & Grain Threshing Elements

All sets are balanced with mounting hardware included.

Made in the USA.



Order No.	Description - Fits Models	Rotor Placement (Row)	No. of Sets Used	Replaces JD No.	
9650STS, 9660STS, 9750STS, 9760STS, 9860STS with Standard Rotor.					
SH267739	Smooth Threshing Element. (Set of 3). Standard wear.	1-5	5	AH167739	195.00 set
SH308554	Threshing Tine. Standard wear. (Set of 3).	6-13	8	AH208554	114.95 set
SH309123	Threshing Tine. High wear. (Set of 3).	6-13	8	AH209123	189.95 set
9660STS, 9670STS, 9760STS, 9770STS, 9860STS, 9870STS with Bullet Rotor™; S650, S660, S670, S670HM, S680, S680HM, S690, S690HM, S760, S770, S780, S790 with TriStream™ Rotor.					
SH316674	Rifled Threshing Element. High wear. (Set of 3).	1	1	AH216674	684.95 set
SH316675	Rifled Threshing Element. High wear. (Set of 3).	2	1	AH216675	434.95 set
SH316677	Rifled Threshing Element. Standard wear. (Set of 3).	3-5	3	AH216677	205.95 set
SH316678	Rifled Threshing Element. High wear. (Set of 3).	3-5	3	AH216678	332.95 set
SH308554	Threshing Tine. Standard wear. (Set of 3).	6-13	8	AH208554	114.95 set
SH309123	Threshing Tine. High wear. (Set of 3).	6-13	8	AH209123	189.95 set

Clearance Gauge for John Deere STS & S Series



Order No.	Description - Fits models	
SH304933	Tool for measuring concave and threshing element clearance and wear. For John Deere STS series with standard or Bullet Rotor™; S series with TriStream™ Rotor.	3.25 ea.

Feed Accelerator Wear Plate



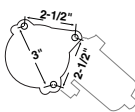
WPS120GRC

Order No.	Description - Fits Models	Replaces JD No.	
SH26540	Notched Wear Plate, corn/grain feed accelerator; heat-treated, with hardware. 9650STS, 9660STS, 9670STS, 9750STS, 9760STS, 9770STS, 9860STS, 9870STS, S650, S660, S670, S680, S690, S760, S770, S780, S790 (30 used); 9560STS, 9570STS, S550 (25 used).	H165407	15.95 ea.
SH308429	Wear Plate, rice feed accelerator; heat-treated, with hardware. 9560STS, 9570STS (50 used); 9660STS s/n 706384 & up, 9670STS; 9760STS s/n 705888 & up, 9770STS; 9860STS s/n 705798 & up, 9870STS, S660, S670, S680, S690 (60 used).	H208429	17.95 ea.
WPS120GRC	Bearing, Feed Accelerator (2 used). Same models as SH26540.	JD9431, AXE60582	63.95 ea.


SHOUP® Concaves for John Deere Conventional, STS & S Combines

Heavy duty construction.
High-alloy steel.
Made in U.S.A.

Order No.	Description - Fits Models	Replaces JD No.	SHOUP Savings Price
JOHN DEERE Conventional Combines			
SH213442	6600 s/n 11501 & up, 6620*. 13 cross bars.	AH113442	895.00 ea.
SH213443	7700 s/n 8001 & up, 7720*. 13 cross bars.	AH113443	995.00 ea.
SH213444	8820*. 13 cross bars.	AH113444	1225.00 ea.
* Retainers (not available from Shoup) needed to convert from 14 bar to 13 bar concave on early 20 Series combines. 6620 to s/n 600000 use JD No. H116274; 7720 to s/n 600004 use JD No. H116275; 8820 to s/n 600004 use JD No. H116276.			
SH236605	9400, 9410, 9450, 9500, 9510, 9550, 9560, CTS, CTSII, 9650CTS, 9660CTS. 13 cross bars.	AH150497	1359.00 ea.
SH236604	9600, 9610, 9650, 9660. 13 cross bars.	AH150496	1499.00 ea.
SH270291	Concave adjustment actuator. 9400, 9410, 9450, 9500, 9500SH, 9510, 9510SH, 9550, 9560, 9560SH, 9600, 9610, 9650, 9650CTS, 9660, 9660CTS, CTSII with cast iron cam.	AH170291 Replaces John Deere No's. AH134728 and AH160107 if used with JD No. H178115 cast iron cam and JD No. AH203197 mounting kit (not available from Shoup).	695.00 ea.
JOHN DEERE STS & S Combines			
9560STS, 9570STS, S550			
Round Bar Concaves for Corn and Beans			
SH306174	Front Concave.	AH206174	769.00 ea.
SH306455	Middle/Rear Concave.	AH206455	729.00 ea.
SH306400	Concave Set. Includes (1) SH306174, (2) SH306455.	—	2059.00 set
* Latch Update Kit (not available from Shoup) required to install concaves on 9650STS and 9750STS. Use JD No. AH210894.			
9650STS*, 9660STS, 9670STS, 9750STS*, 9760STS, 9770STS, 9860STS, 9870STS, S650, S660, S670, S680, S690, S760, S770, S780, S790			
Round Bar Concaves for Corn and Beans			
SH305261	Front Concave.	AXE28955	769.00 ea.
SH306456	Middle or Rear Concave.	AXE28957	729.00 ea.
SH309760	Concave Set. Includes (1) SH305261, (2) SH306456.	—	2059.00 set
Large Wire Concaves for Rice, Sorghum, Corn and Beans - wires are not removable.			
SH38962	Front Concave.	AXE28962	849.00 ea.
SH38964	Middle/Rear Concave.	AXE28964	809.00 ea.
SH38970	Concave Set. Includes (1) SH38962, (2) SH38964.	—	2259.00 set
Small Wire Concaves for Small Grains - wires are not removable.			
SH305254	Front Concave.	AXE28812	939.00 ea.
SH305255	Middle/Rear Concave.	AXE28958	899.00 ea.
SH305260	Concave Set. Includes (1) SH305254, (2) SH305255.	—	2499.00 set
SH69657	Standard Concave Support, left.	AXE59657	304.95 ea.
Small Grain Insert Kits. Recommended for use with front round bar concave for additional threshing, and can also be used on middle/rear concaves in extremely tough threshing conditions. Includes (2) inserts and mounting hardware. 1 kit required per concave.			
SH94294	Insert Kit for 9560STS, 9570STS, S550.	BH84294	759.00 kit
SH94308	Insert Kit for 9650STS, 9660STS, 9670STS, 9750STS, 9760STS, 9770STS, 9860STS, 9870STS, S650, S660, S670, S680, S690, S760, S770, S780, S790.	BH84308	799.00 kit
SH270291	Actuator for vane adjustment. S660, S670, S680, S690, S760, S770, S780, S790 with Variable Stream Rotor.	AH170291	695.00 ea.
SH23287	Concave actuator. Verify bolt pattern. 9560STS, 9570STS, 9650STS, 9660STS, 9670STS, 9750STS, 9760STS, 9770STS, 9860STS, 9870STS, S550, S650, S660, S670, S680, S690, S760, S770, S780, S790.	AXE13287	144.95 ea.
If current hole pattern is different than pictured, order JD No. HXE10395 bracket (not available from Shoup).			



Disrupters are installed in the separation section of the rotor on a 90° angle with the crop rearward movement. Includes spacer plates that allow grates to stay level. Corn shucks are propelled by the existing tines on the STS rotor and then pulverized by the Disrupter lugs as they pass through so more corn stays in the machine.



"The Disrupter" for John Deere STS & S Series combines

Order No.	STS & S Kit Includes	Price
DK8	7 Disrupters with hardware.	560.00 kit

Clean Grain Elevator Chains

Rubber paddles bolted to heavy-duty roller chain using locknuts for quick and easy repairs or replacements.



Order No.	Fits Models	Replaces JD No.	SHOUP Savings Price
SHJD-3300G	3300, 4400, 4420.	AH87745	214.95 ea.
SHJD-6600G	6600, 6620, 7700, 7720; 8820 to s/n 464350.	AH87747	239.95 ea.
SHJD-8820G	8820 s/n 464351 & up.	AH134818	284.95 ea.
SHJD-9500G	9400, 9410, 9500, 9500SH, 9510, 9510SH, CTS, CTSII.	AH162441	349.95 ea.
SHJD-9600G	9600, 9610.	AH162442	369.95 ea.
SHJD-9450G	9450, 9550, 9550SH, 9560, 9560SH, 9650, 9650CTS, 9660, 9660CTS.	AH162058	449.95 ea.
SHJD-9750G	9560STS, 9570STS, 9650STS, 9660STS, 9670STS, 9750STS, 9760STS, 9860STS.	AXE28559, AH162059	449.95 ea.
SHJD-9870G	9770STS, 9870STS.	AXE28560	559.95 ea.
SHJD-660G	S550, S650, S660, S760.	AXE25091	524.95 ea.
SHJD-680G	S670, S680, S770, S780.	AXE72667	559.95 ea.
SHJD-690G	S690, S790.	AXE16681	859.95 ea.

Return Grain Elevator Chains

Rubber paddles bolted to heavy-duty roller chain using locknuts for quick and easy repairs or replacements.



Order No.	Fits Models	Replaces JD No.	SHOUP Savings Price
SHJD-4400R	3300, 4400, 4420.	AH87749	269.95 ea.
SHJD-6600R	6600; 6620 to s/n 610300; 7700; 7720 to s/n 610500.	AH96388	259.95 ea.
SHJD-6620R	6620 s/n 610301 & up; 7720 s/n 610501 & up; 8820.	AH98032	269.95 ea.
SHJD-9500R	9400, 9410, 9450, 9500, 9500SH, 9510, 9510SH, 9550, 9550SH, 9560, 9560SH, 9600, 9610, 9650, 9650CTS, 9660, 9660CTS, CTS, CTSII.	AH131074	299.95 ea.
SHJD-9750R	9560STS, 9570STS, 9650STS, 9660STS, 9670STS, 9750STS, 9760STS, 9770STS, 9860STS, 9870STS, S550, S650, S660, S670, S760, S770.	AH148021	229.95 ea.
SHJD-780R	S680, S690, S780, S790.	AXE10556, AXE47615	349.95 ea.

Replacement Sprockets for Clean Grain and Return Elevator Chains

Cross Reference

Model No.	Serial No.	Clean Grain Upper	Clean Grain Lower	Return Upper	Return Lower
3300, 4400, 4420	All	NA	SH73578	SH73578	SH73578
6600	3701 & up	SH208576	SH01334 ¹	SH73578	SH73578
6620	Prior-610300	SH208576	SH01334	SH73578	SH09472
6620	610301 & up	SH208576	SH01334	SH208576	SH208576
7700	2801 & up	SH208576	SH01334 ¹	SH73578	SH73578
7720	Prior-610500	SH208576	SH01334	SH73578	SH09472
7720	610501 & up	SH208576	SH01334	SH208576	SH208576
8820	Prior-464350	SH208576	SH01334	SH208576	SH208576
8820	464351 & up	SH01334	SH01334	SH208576	SH208576
9400, 9410, 9500, 9500SH, 9510, 9510SH, 9600, 9610, CTS, CTSII.		SH228576	SH233143	SH234603	SH234603
9450, 9550, 9550SH, 9560, 9560SH, 9650, 9650CTS, 9660, 9660CTS.		SH264796	SH233143	SH234603	SH234603
9560STS, 9570STS, 9650STS, 9660STS, 9670STS, 9750STS, 9760STS, 9860STS.		SH264796	SH233143	SH228576	SH233143
9770STS, 9870STS.		SH328385	SH328383	SH228576	SH233143
S550, S650, S660, S760.		SH264796	SH233143	SH228576	SH233143
S670, S770.		SH328385	SH328383	SH228576	SH233143
S680, S780.		SH328385	SH328383	SH264796	SH233143
S690, S790.		SH32458	SH32459	SH264796	SH233143



Elevator Sprockets

Order No.	No.Teeth	Bore	SHOUP Savings Price
SH73578	7	1" rd.	37.95 ea.
SH01334	8	1-1/4" rd.	51.50 ea.
SH09472	7	1-1/4" rd.	63.50 ea.
SH208576	8	1" rd.	47.50 ea.
SH228576	8	30mm rd.	47.50 ea.
SH233143	8	35mm rd.	45.25 ea.
SH234603	8	1" hex	41.75 ea.
SH264796	8	30mm rd.	39.95 ea.
SH328385	10	35mm rd.	55.50 ea.
SH328383	10	45mm rd.	54.50 ea.
SH32458	11	35mm rd.	84.25 ea.
SH32459	11	45mm rd.	84.25 ea.

¹ 6600, 7700 measure lower clean grain auger shaft; 1-1/4" shaft use SH01334; 1" shaft use SH208576.

Clean Grain Housings

Order No.	Description - Fits Models	Replaces JD No.	SHOUP Savings Price
Housing - Clean Grain Elevator			
SH212164	Housing. 6600, 6620, 7700, 7720; 8820 to s/n 464350. Early models require SH212165 kit.	AH112164	1195.00 ea.
SH212165	Kit required to install SH212164 on 6600, 7700; 6620 to s/n 551900; 7720 to s/n 556300; 8820 to s/n 464350.		629.00 kit
SH205850	Housing. 8820 s/n 464351 & up.	AH105850	1295.00 ea.
SH256594	Lower Housing, steel. 9400, 9410, 9500, 9500SH, 9510, 9510SH, CTS, CTSII.	AH235321	1109.00 ea.
SH253743	Upper Housing, steel. 9400, 9410, 9500, 9500SH, 9510, 9510SH, CTS, CTSII.	AH153743	1449.00 ea.
SH256596	Lower Housing, steel. 9600, 9610.	AH156596	1069.00 ea.
SH253741	Upper Housing, steel. 9600, 9610.	AH142180, AH153741	1139.00 ea.
SH307172	Housing. 9450, 9550, 9550SH, 9560, 9560SH, 9650, 9650CTS, 9660, 9660CTS.	AH207172	2495.00 ea.
SH318602	Housing. 9560STS, 9570STS, 9650STS, 9660STS, 9670STS, 9750STS, 9760STS, 9860STS.	AXE12250	2495.00 ea.
SH22248	Housing. 9770STS, 9870STS.	AXE12248	3395.00 ea.
SH14371	Housing. S550, S650, S660.	AXE14371	2950.00 ea.
SH14370	Housing. S670, S680, S690.	AXE14370	3675.00 ea.
Upper Boot - Clean Grain Elevator			
SH98989	Upper Boot. 6600 s/n 156501 & up; 6620; 7700 s/n 163901 & up.	AH88989	419.00 ea.
SH07856	Upper Boot. 7720; 8820 to s/n 464350.	AH97856	475.00 ea.
SH205498	Upper Boot. 8820 s/n 464351 & up.	AH105498	579.00 ea.
Lower Boot with solid door - Clean Grain Elevator			
SH93511	Lower Boot. 6600, 7700.	AH83511	275.00 ea.
SH03242	Lower Boot. 6620, 7720; 8820 to s/n 464350.	AH93242	299.00 ea.
SH205854	Lower Boot. 8820 s/n 464351 & up.	AH105854	255.00 ea.
SH349182	Lower Boot, stainless. 9400, 9410, 9500, 9500SH, 9510, 9510SH, CTS, CTSII.	AH149182	559.00 ea.
SH349181	Lower Boot, stainless. 9600, 9610.	AH149181	565.00 ea.
SH79600	Lower Boot, stainless. 9450, 9550, 9550SH, 9560, 9560SH, 9560STS, 9650, 9650CTS, 9650STS, 9660, 9660CTS, 9660STS, 9750STS, 9760STS, 9860STS.	AXE69600, AH171008	609.00 ea.
SH76789	Lower Boot, stainless. 9570STS, 9670STS, S550, S650, S660, S760, S770.	AXE66789, AH222240	875.00 ea.
SH82627	Lower Boot, stainless. 9770STS, 9870STS, S670.	AXE72627, AH219600	789.00 ea.
SH82336	Lower Boot, extended wear, stainless. S680, S780. Includes door and extended wear plates.	AXE72236, AXE16246	1359.00 ea.
DOOR - Clean Grain Elevator			
SH22678	Solid Door. 3300, 4400, 4420.		54.95 ea.
SH87062	Solid Door. 6600, 6620, 7700, 7720; 8820 to s/n 464350.		64.95 ea.
SH205855	Solid Door. 8820 s/n 464351 & up.		87.95 ea.
SH229357	Solid Stainless Door. 9400, 9410, 9500, 9500SH, 9510, CTS, CTSII.		106.95 ea.
SH229358	Solid Stainless Door. 9600, 9610.		112.95 ea.
SH238426	Solid Stainless Door. 9450, 9550, 9550SH, 9560, 9560SH, 9560STS, 9570STS, 9650, 9650CTS, 9650STS, 9660, 9660CTS, 9660STS, 9670STS, 9750STS, 9760STS, 9770STS, 9860STS, 9870STS, S550, S650, S660, S670, S680, S690, S760, S770, S780, S790.		126.95 ea.
SH87058	Auger Cover for Lower Clean Grain Auger. 2 used. 6600, 6620, 7700, 7720, 8820. Auger cover is located between side of combine and elevator boot.	H77058	71.95 ea.



SH03242





Order No.	Description - Fits Models	Replaces JD No.	SHOUP Savings Price
AUGER TROUGH - Located below clean grain auger under combine.			
SH08486	Trough Door. 6620 left and right, 2 used.	H98486	101.50 ea.
SH08487	Trough Door. 7720 left and right, 2 used; 8820 left, 1 used.	H98487	117.95 ea.
SH08488	Trough Door. 8820 right, 1 used.	H98488	162.95 ea.
SH08485	Door Seal, fits between right and left doors. 6620, 7720, 8820 , 1 used.	H98485	39.50 ea.
SH239388	Solid Trough; 9400, 9410, 9450, 9500, 9510, 9550, 9560, 9650CTS, 9650STS, 9660CTS, 9660STS, 9670STS, 9750STS, 9760STS, 9770STS, 9860STS, 9870STS, CTS, CTSII.	AH139388	259.00 ea.
SH239386	Solid Trough; 9600, 9610, 9650, 9660.	AH139386	298.00 ea.
SH302970	Solid Trough; 9560STS, 9570STS, S550.	AH202970	279.00 ea.
SH25954	Solid Trough; S650, S660, S670, S680, S760, S770, S780, S790.	AXE15953	358.00 ea.

Return Elevator Housings



Order No.	Description - Fits Models	Replaces JD No.	SHOUP Savings Price
HOUSING - RETURN ELEVATOR			
SH06371	Housing. 6600, 7700; 6620 to s/n 610300; 7720 to s/n 610500.	AH96371	1259.00 ea.
SH212077	Housing. 6620 s/n 610301 & up; 7720 s/n 610501 & up; 8820 . Note: 8820 prior to s/n 610700 require SH212080 kit.	AH112077	1125.00 ea.
SH212080	Kit; required when installing SH212077 on 8820 to s/n 610700. Later models already have kit installed.		389.00 kit
SH269233	Housing. 9400, 9410, 9450, 9500, 9510, 9550, 9560, 9600, 9610, 9650, 9650CTS, 9660, 9660CTS, CTS, CTSII.	AH169233	1409.00 ea.
DOOR - Return Elevator			
SH22678	Solid Door. 3300, 4400, 4420, 6600, 7700; 6620 to s/n 610300; 7720 to s/n 610500.	AH12678	54.95 ea.
SH08029	Solid Door. 6620 s/n 610301 & up; 7720 s/n 610501 & up; 8820 .	AH98029	66.95 ea.
SH230892	Solid Stainless Door. 9400, 9410, 9450, 9500, 9510, 9550, 9560, 9600, 9610, 9650, 9650CTS, 9660, 9660CTS, CTS, CTSII.	AH130892	57.95 ea.
SH317786	Solid Stainless Door. 9560STS, 9570STS, 9650STS, 9660STS, 9670STS, 9750STS, 9760STS, 9770STS, 9860STS, 9870STS, S550, S650, S660, S670, S760, S770.	AH217786	82.95 ea.
SH334729	Solid Stainless Door. S680, S690, S780, S790.	AH234729	133.50 ea.
AUGER COVER - RETURN ELEVATOR			
SH85975	Cover. 2 used. 3300, 4400, 4420, 6600; 6620 to s/n 610300; 7700; 7720 to s/n 610500.	H75975	61.50 ea.
SH218676	Cover. 2 used. 6620 s/n 610301 & up; 7720 s/n 610501 & up; 8820 s/n 610701 & up.	H118676	67.95 ea.
SH09488	Cover. 2 used. 8820 to s/n 610700.	H99488	71.50 ea.
SH236054	Cover. 2 used. 9400, 9410, 9450, 9500, 9510, 9550, 9560, 9560SH, 9600, 9610, 9650, 9650CTS, 9660, 9660CTS, CTS, CTSII.	H136054	57.50 ea.

Auger cover is located between side of combine and elevator boot.

Lower Clean Grain Augers


Order No.	Fits Models	SHOUP Savings Price
SH86772	4400, 4420.	182.25 ea.
SH01283	6620.	279.95 ea.
SH207442	7720.	264.95 ea.
SH241577	9400, 9410, 9500, 9500SH, 9510, 9510SH, CTS, CTSII.	429.95 ea.
SH241576	9600, 9610.	449.95 ea.
SH262154	9450, 9550, 9550SH, 9560, 9560SH, 9650CTS, 9650STS, 9660CTS, 9660STS, 9670STS, 9750STS, 9760STS, 9860STS, S650, S660, S760.	529.95 ea.
SH262153	9650, 9660.	569.95 ea.
SH319839	9770STS, 9870STS, S670, S680, S770, S780.	839.00 ea.



Tailings Augers

Order No.	Fits Models	SHOUP Savings Price
Lower Tailings		
SH246322	9400, 9410, 9450, 9500, 9500SH, 9510, 9510SH, 9550, 9550SH, 9560, 9560SH, 9650CTS, 9660CTS, CTS, CTSII.	299.95 ea.
SH246313	9600, 9610, 9650, 9660.	309.95 ea.
Upper Tailings		
SH225895	9400, 9410, 9450, 9500, 9500SH, 9510, 9510SH, 9550, 9550SH, 9560, 9560SH, 9650CTS, 9660CTS, CTS, CTSII.	229.95 ea.
SH225894	9600, 9610, 9650.	249.95 ea.

Grain Tank Loading Auger Parts



SH236091
SH236635
SH236092
SH236636

SH227729
SH227730

SH227732
SH00624
SH227728

SH246554
SH246553

SH418485
SH423220
SH330013

SH246214
SH246215

SH79563
SH79564

WPS100GPC

SH209643

SH94650

SH235439
SH235558
SH309705

SH98982
SH08300
SH98983

SH231903
SH235440
SH231907
SH235563

Order No.	Description - Fits Models	Replaces JD No.	SHOUP Savings Price
Augers — Tank Loading			
SH227732	4400 s/n 151501 & up; 4420.	AH127732	369.95 ea.
SH00624	6600 s/n 156501 & up.	AH90624	314.95 ea.
SH227728	6620; 7700 s/n 163901 & up.	AH127728	419.95 ea.
SH227729	7720.	AH127729	429.95 ea.
SH227730	8820.	AH127730	439.95 ea.
SH236091	9400 to s/n 640100; 9500 to s/n 640200.	AH136091	364.95 ea.
SH236635	9400 s/n 640101 & up; 9410; 9500 s/n 640201 & up; 9510, CTS, CTSII.	AH136635	395.95 ea.
SH236092	9600 to s/n 640300.	AH136092	409.95 ea.
SH236636	9600 s/n 640301 & up; 9610.	AH136636	395.95 ea.
Folding augers will not interchange with 1 piece augers.			
SH246554	Folding Upper; 9400, 9410, 9500, 9510.	AH146554	369.00 ea.
SH246214	Folding Lower; 9400, 9410, 9500, 9510.	AH146214	525.00 ea.
SH246553	Folding Upper; 9600, 9610.	AH146553	375.00 ea.
SH246215	Folding Lower; 9600, 9610.	AH146215	515.00 ea.
SH418485	9450, 9550, 9550SH, 9560, 9560SH, 9650, 9650CTS, 9650STS, 9660, 9660CTS, 9660STS, 9670STS, 9750STS, 9760STS, 9860STS.	AH218485	659.00 ea.
SH418485, SH423220 include MFB12x60 bolt, YEL206 bearing.			
SH423220	9560STS, 9570STS, S550, S650.	AH223220	639.00 ea.
SH330013	9770STS, 9870STS.	AH230013	869.00 ea.
MFB12x60	Flange bolt, 12mm x 60mm. Use with SH330013.	19M7815	2.20 ea.
SH418485	Without Power Fold auger; S660, S760 to s/n 805000.	AH218485	659.00 ea.
SH330013	Without Power Fold auger; S670, S770; S760 s/n 805001 & up.	AH230013	869.00 ea.
SH79564	With Power Fold auger; S660, S670, S760, S770.	AXE69564	899.00 ea.
SH79563	S680, S690, S780, S790.	AXE69563	949.00 ea.

Bearing ID	Use with Auger	Replaces JD No.	SHOUP Savings Price
Bearings			
WPS100GPC	1"	SH00624, SH227728, SH227729, SH227730, SH227732.	AH214862 14.50 ea.
NPS103RPC	1-3/16"	SH236091, SH236635, SH236092, SH236636, SH246553, SH246554.	JD9219 14.25 ea.
YEL206	30mm	SH330013, SH79563, SH79564.	JD10384 30.95 ea.
Driver			
SH209643	9400, 9410, 9450, 9500, 9510, 9550, 9550SH, 9560, 9560SH, 9560STS, 9570STS, 9600, 9610, 9650, 9650CTS, 9650STS, 9660, 9660CTS, 9660STS, 9670STS, 9750STS, 9760STS, 9770STS, 9860STS, 9870STS, CTS, CTSII; S550, S650, S660, S670, S760, S770 w/o Power Fold auger.	H136186, HXE109643	72.95 ea.
SH94650	S660, S670, S680, S690, S760, S770, S780, S790 with Power Fold auger.	HXE84650	78.75 ea.
SH594821	Keystock, 6x32mm; for SH209643 and SH94650.	49M4821	.85 ea.

Order No.	Description - Fits Models	Replaces JD No.	SHOUP Savings Price
Auger Supports			
SH235439	9400 s/n 640101 & up; 9410; 9500 s/n 640201 & up; 9510, CTS, CTSII.	AH135439	62.95 ea.
SH235558	9600 s/n 640301 & up; 9610.	AH135558	62.95 ea.
SH309705	9450, 9550, 9550SH, 9560, 9560SH, 9560STS, 9570STS, 9650, 9650CTS, 9650STS, 9660, 9660CTS, 9660STS, 9670STS, 9750STS, 9760STS, 9860STS, S550; S660, S760 w/o Power Fold auger.	H209705	62.95 ea.

Order No.	Description - Fits Models	Replaces JD No.	SHOUP Savings Price
 Tubes			
SH98983	4400 s/n 151501 & up; 4420; 6600 s/n 156501 & up.	AH88983	249.95 ea.
SH98982	6620; 7700 s/n 163901 & up.	AH88982	259.95 ea.
SH08300	7720, 8820.	AH98300	269.95 ea.
SH231903	9400 to s/n 640100; 9500 to s/n 640200.	AH131903	159.95 ea.
SH235440	9400 s/n 640101 & up; 9410; 9500 s/n 640201 & up; 9510, CTS, CTSII.	AH135444	164.95 ea.
SH231907	9600 to s/n 640300.	AH131907	174.95 ea.
SH235563	9600 s/n 640301 & up; 9610.	AH135563	174.95 ea.



Order No.	Description - Fits Models	Replaces JD No.	SHOUP Savings Price
Tubes (cont.), high wear			
SH260429	9450, 9550, 9550SH, 9560, 9560SH, 9650, 9650CTS, 9660, 9660CTS.	AH211159	819.00 ea.
SH263021	9650STS, 9660STS, 9670STS, 9750STS, 9760STS, 9860STS.	AH219093	729.00 ea.
SH319095	9560STS, 9570STS, S550, S650.	AH219096	729.00 ea.
SH317983	9770STS, 9870STS.	AH217983	859.00 ea.
SH263021	Without Power Fold auger; S660; S760 to s/n 805000.	AH219093	729.00 ea.
SH22747	Without Power Fold auger; S670, S770.	AXE12747	1099.00 ea.
SH66595	Without Power Fold auger; S680, S690, S780, S790.	AXE56595	2039.00 ea.
SH66593	With Power Fold auger; S660, S670, S760, S770.	AXE56593, AXE83942	1829.00 ea.
SH66594	With Power Fold auger; S680, S690, S780, S790.	AXE56594, AXE83883	1869.00 ea.

UHMW Wearshoes

Sold per wearshoe (pitch/revolution).
Hardware Included.

UHMW poly is the plastic of choice for agricultural applications where abrasion resistance is required. New design UHMW Wearshoes puts this poly right over existing flighting and is ideal for high volume augers subject to fast wear.

Wearshoes are pre-formed for various applications. Each individual wearshoe covers one pitch (revolution) and is pre-drilled for easy installation. Shoes join together using a patented bevel lap joint and are bolted to the auger with UHMW capped bolts. Bolt holes are countersunk for a smooth surface.



3/8" thick UHMW wearshoes are white in color.

UHMW poly has 5 times higher abrasion resistance than stainless steel or high-carbon steel.

Order shoes for part or all of your auger. Just count how many pitches (revolutions) you want to cover.



John Deere fountain auger with 8 wearshoes mounted.

Order No.	Fits Models	Wearshoes used per auger	SHOUP Savings Price
Grain Tank Loading Augers			
485100	6620, 7700.	9	34.75 ea.
485110	7720, 8820.	12	39.25 ea.
485120	9400 to s/n 640100; 9500 to s/n 640200.	8	34.75 ea.
485130	9400 s/n 640101 & up, 9410; 9500 s/n 640201 & up, 9510, CTS, CTSII. Folding augers use 4 top, 5 bottom.	9	44.25 ea.
485140	9600 to s/n 640300.	9	39.25 ea.
485150	9600 s/n 640301 & up; 9610. Non-folding use 8; Folding use 6 top, 6 bottom.	8 or 12	44.25 ea.
485160	9450, 9550, 9560, 9560STS, 9570STS, 9650, 9650CTS, 9650STS, 9660, 9660CTS, 9660STS, 9670STS, 9750STS, 9760STS, 9860STS, S550, S660, S760.	8	50.95 ea.
485165	9770STS, 9870STS, S670, S680, S690, S770, S780, S790. Lower flights.	6 or 7	54.25 ea.
485166	9770STS, 9870STS, S670, S680, S690, S770, S780, S790. Top flight. S680, S690, S780, S790 with Power fold augers use 7 - 485165, 1 - 485166.	1	54.25 ea.
Vertical Unloading Fountain Augers			
485170	6620, 7720, 8820.	11	61.25 ea.
	9400, 9410; 9450 to s/n 695100, 9500, 9510; 9550 to s/n 695200, 9600, 9610; 9650 to s/n 695300; 9650CTS to s/n 695400, CTS, CTSII.	8	
	9450 s/n 695101 & up; 9550 s/n 695201 & up; 9550SH s/n 695701 & up, 9560, 9560SH, 9560STS, 9570STS; 9650 s/n 695301 & up; 9650CTS s/n 695401 & up, 9650STS, 9660, 9660CTS, 9750STS; 9660STS, 9670STS, 9760STS with 13" dia. standard rate auger.	6	
485175	9660STS, 9670STS, 9760STS, 9770STS, 9860STS, 9870STS with 16" dia. high rate auger; S660, S670, S680, S690, S760, S770, S780, S790.	5	73.50 ea.

Replacement Shoe Grain Supply Augers

Order No.	Description - Fits Models (Qty. Used)	Replaces JD No.	SHOUP Savings Price
SH269020	Shoe Auger with left flighting. 9400(3), 9410(3), 9450(3), 9500(3), 9510(3), 9550(3), 9560(3), 9600(3), 9610(3), 9650(3), 9660(3), 9660CTS(3), CTS(3), CTSII(3).	AH169020	205.95 ea.
SH269021	Shoe auger with right flighting. 9400(3), 9410(3), 9450(3), 9500(3), 9510(3), 9550(3), 9560(3), 9600(4), 9610(4), 9650(4), 9660(4), 9660CTS(3), CTS(3), CTSII(3).	AH169021	205.95 ea.
SH246786	Shoe auger with left flighting, standard wear. 9560STS(1), 9570STS(1), 9650STS(2), 9660STS(2), 9670STS(2), 9750STS(2), 9760STS(2), 9770STS(2), 9860STS(2), 9870STS(2), S550(1), S650(2), S660(2), S670(2), S680(2), S690(2), S760(2), S770(2), S780(2), S790(2).	AH146786	129.95 ea.
SH246787	Shoe auger with right flighting, standard wear. 9560STS(2), 9570STS(2), 9650STS(2), 9660STS(2), 9670STS(2), 9750STS(2), 9760STS(2), 9770STS(2), 9860STS(2), 9870STS(2), S550(2), S650(2), S660(2), S670(2), S680(2), S690(2), S760(2), S770(2), S780(2), S790(2).	AH146787	129.95 ea.
WPS100GPC	Front Bearing with lock collar; shoe augers 1970 and after.		14.50 ea.
SH242188	Rear Wood Block. 9400, 9410, 9450, 9500, 9510, 9550, 9560, 9600, 9610, 9650, 9660, 9660CTS, CTS, CTSII.	H142188	14.50 ea.
SH237215	Beveled Gear for shoe augers and shoe drive shaft; Fits all JD combines with straw walkers built 1970 and after; STS and S series shoe augers.	H137215	36.75 ea.

Auger Trough Repair Kit

Order No.	Fits Models	Price
SH7097	6620.	789.00 kit
SH7098	7720.	789.00 kit
SH7099	8820.	789.00 kit
SH7093	9450, 9550, 9560, 9650CTS, 9660CTS.	809.00 kit
SH7094	9650, 9660.	859.00 kit
SH7095	9400, 9410, 9500, 9510, CTS, CTSII.	809.00 kit
SH7096	9600, 9610.	859.00 kit
SH8000	9560STS, 9650STS, 9750STS; 9570STS, 9660STS, 9670STS, 9760STS with 7" standard rate cross augers.	809.00 kit
SH8003	9660STS, 9670STS, 9760STS, 9770STS, 9860STS, 9870STS with 9-1/2" high rate cross augers; S660, S670, S680, S690; S760, S770, S780, S790 to s/n 805000.	869.00 kit

Two piece design for easy installation. Covers entire width of the grain tank.

All kits include: stainless steel repair panels for both front and rear auger troughs, bolts and instructions.

Beater Grate Curtain

Order No.	Description - Fits Model	Replaces JD No.	Price
SH248305	Rubber curtain for beater grate. 9400, 9410, 9450, 9500, 9510, 9550, 9560 (4 used); 9600, 9610, 9650, 9660 (5 used).	H148305	18.50 ea.

Grain Tank Bottom Unloading Auger

Order No.	Location	Fits Model	Price
SH301744	Front	9400, 9410, 9450, 9500, 9510, 9550, 9560, 9560STS, 9570STS, 9650CTS, 9650STS, 9660CTS, 9750STS, CTS, CTSII, S550, S650; also 9660STS, 9670STS, 9760STS with standard rate 7" dia. auger.	825.00 ea.
SH301743	Rear		825.00 ea.
SH302875	Front	9600, 9610, 9650, 9660.	849.00 ea.
SH302881	Rear		849.00 ea.
SH302958	Front	9660STS, 9670STS, 9760STS, 9770STS, 9860STS, 9870STS with high rate 9-1/2" dia. auger;	989.00 ea.
SH302959	Rear	S660, S670, S680, S690, S760, S770, S780, S790.	929.00 ea.

Vertical Unloading Augers for John Deere Grain Tank



Order No.	Fits Models	Replaces JD No.	SHOUP Savings Price
SH223929	6620, 7720, 8820.	AH123929	579.00 ea.
SH224852	9400, 9410; 9450 to s/n 695100; 9500, 9500SH, 9510, 9510SH; 9550 to s/n 695200; 9550SH to s/n 695700; 9600, 9610; 9650 to s/n 695300; 9650CTS to s/n 695400; CTS, CTSII.	AH124852	519.00 ea.
SH271550	9450 s/n 695101 & up; 9550 s/n 695201 & up; 9550SH s/n 695701 & up; 9650 s/n 695301 & up; 9650CTS s/n 695401 & up; 9560, 9560SH, 9660, 9660CTS.	AH171550	549.00 ea.
SH246840	Regular wear (1/8" thick flighting), 13" diameter. All 9560STS, 9570STS, 9650STS, 9750STS. Standard Rate 9660STS, 9670STS, 9760STS.	AH146840	539.00 ea.
SH264070	High wear (1/4" thick flighting), 13" diameter. All 9560STS, 9570STS, 9650STS, 9750STS. Standard Rate 9660STS, 9670STS, 9760STS.	AH164070	749.00 ea.
SH302956	High wear, 16" diameter. High Rate 9660STS, 9670STS, 9760STS, 9770STS, 9860STS, 9870STS.	AH202956, AXE12921	1019.00 ea.
SH28070	High wear, 16" diameter. S660 High Rate; S670, S680, S690, S760, S770, S780, S790.	AXE18070	1179.00 ea.

Repair Patch for front lower portion of vertical grain tank sump, bolt in.



SH307779	9400, 9410, 9450, 9500, 9500SH, 9510, 9510SH, 9550, 9550SH, 9560, 9560SH, 9600, 9610, 9650, 9650CTS, 9660, 9660CTS, CTS, CTSII.		81.95 ea.
SH307780	9560STS, 9570STS, 9650STS, 9750STS. 9660STS, 9670STS with standard rate 13" diameter auger.		83.95 ea.
SH307781	9660STS, 9670STS, 9760STS, 9770STS, 9860STS, 9870STS with high rate 16" diameter auger.		95.95 ea.

SH315086

Replacement Parts for Vertical Unload Auger Lower Gear Case

6620, 7720, 8820, 9400, 9410, 9450, 9500, 9510, 9550, 9560, 9560STS, 9570STS, 9600, 9610, 9650, 9650CTS, 9650STS, 9660, 9660CTS, 9660STS, 9670STS, 9750STS, 9760STS, 9770STS, 9860STS, 9870STS, CTS, CTSII.



Order No.	Description	Replaces JD No.	Price
SH315086	Splined Drive Shaft, Vertical; Includes shaft, 4 shims, flat washer, flange nut.	H215085	116.95 ea.
SH07585	Bearing; for SH315086, 2 used.	AH96585	22.95 ea.
SH00963	Seal; for SH315086, 1 used.	AH90963	15.95 ea.
SH81921	Snap Ring; for SH315086, 2 used.	N71921	4.50 ea.
SH096294	Beveled Gear, 2 used.	H96294	189.95 ea.
SH95240	Bearing; horizontal keyed shaft, 2 used.	JD8524	18.95 ea.
SH315087	Key Stock; 3/8" x 1-1/4" long. For vertical and horizontal shafts.		1.25 ea.

Unloading Auger Gear Boxes



Order No.	Description - Fits Models	Replaces JD No.	Price
SH08345	Upper Unloading Gear Box; standard rate unload auger with 13-1/2" dia. tube. 9400, 9410, 9450, 9500, 9510, 9550, 9560, 9560STS, 9570STS, 9600, 9610, 9650, 9650CTS, 9650STS, 9660, 9660CTS, 9660STS, 9670STS, 9750STS, 9760STS, 9770STS, S550, S650, S660.	AH208345	949.00 ea.
SH29353	Upper Unloading Gear Box; high rate unload auger with 17" dia. tube. 9660STS, 9670STS, 9760STS, 9770STS, 9860STS, 9870STS, S660, S670, S680, S690, S760, S770, S780, S790.	DE19353	1129.00 ea.

Unloading Tubes & Augers



Horizontal Unloading Tubes - Solid

Order No.	Description - Fits Models	Confirm Tube Length and Diameter for All Applications	Tube Length	Tube Diameter	Replaces JD No.	SHOUP Savings Price
SH97107	4400. 137" unloading auger.		135-1/2"	9-3/4"	AH87107	1179.00 ea.
SH201599	4420.		135-1/2"	9-3/4"	AH101599	1259.00 ea.
SH09414	6600, 7700. 144" unloading auger.		142-3/4"	12"	AH99414	1299.00 ea.
SH245049	14 ft. 6620, 7720; 8820 to s/n 600000. 17 ft. 8820 s/n 600001 & up, 9400, 9410, 9450, 9500, 9510, 9510SH, 9550, 9550SH, 9600, 9610, 9650, 9650CTS, 9650STS, 9750STS, CTS, CTSII.		144"	13-1/2"	AH145049	1239.00 ea.
SH245050	17 ft. 7720; 8820 to s/n 600000. 20 ft. 8820 s/n 600001 & up, 9400, 9410, 9500, 9510, 9510SH, 9550, 9550SH, 9600, 9610, 9650, 9650CTS, 9650STS, 9750STS, CTS, CTSII.		180"	13-1/2"	AH145050	1539.00 ea.
SH310023	1-piece Standard Rate. 21-1/2 ft. 9560, 9560SH, 9560STS, 9570STS, 9660, 9660CTS, 9660STS, 9670STS, 9760STS, S550, S650.		180"	13-1/2"	AH210023	1995.00 ea.
SH303020	1-piece High Rate. 22-1/2 ft. 9660STS, 9670STS, 9760STS, 9770STS, 9860STS, 9870STS; S660, S670, S680, S690 to s/n 775000.		184"	17"	AXE72375, AH203020	2390.00 ea.
SH78706	1-piece High Rate. 22-1/2 ft. S660, S670, S680, S690 s/n 775001 & up.		161-5/8"	17"	AXE68706	3329.00 ea.
SH309128	Middle Folding High Rate. 22-1/2 ft. 9660STS, 9670STS, 9760STS, 9770STS, 9860STS, 9870STS; S660, S670, S680, S690 to s/n 775000.		115-3/4"	17"	AXE72376, AH209128	2129.00 ea.
SH302240	Outer Folding High Rate. 22-1/2 ft. 9660STS, 9670STS, 9760STS, 9770STS, 9860STS, 9870STS, S660, S670, S680, S690.		66"	17"	AXE36427	1039.00 ea.
SH78701	3-piece Middle High Rate. 26 ft. & 28-1/2 ft. S660, S670, S680, S690 s/n 775001 & up; S760, S770, S780, S790.		93-3/8"	17"	AXE68701	2229.00 ea.
SH334567	3-piece Outer Non-Folding High Rate. 26 ft. 9670STS, 9770STS, 9870STS, S660, S670, S680, S690, S760, S770, S780, S790.		112-1/4"	17"	AXE26714, AXE68700	1429.00 ea.
SH78702	3-piece Outer High Rate. 28-1/2 ft. S660, S670, S680, S690, S760, S770, S780, S790.		130-7/8"	17"	AXE68702	2269.00 ea.

Horizontal Unloading Auger Screws

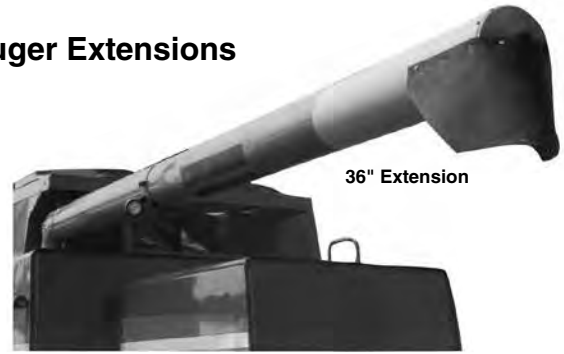
Order No.	Description - Fits Models	Confirm Tube Length and Diameter for All Applications	Auger Length	Auger Diameter		
SH214138	4400, 4420. 137" unloading auger.		136"	9"	AH114138	969.00 ea.
SH09394	6600, 7700. 144" unloading auger.		142-5/8"	10-3/4"	AH99394	849.00 ea.
SH243731	14 ft. 6620, 7720, 8820, 9400, 9410, 9450, 9500, 9500SH, 9510, 9510SH, 9550, 9550SH.		165"	12"	AH143731	1099.00 ea.
SH243729	1-piece. 17 ft. 7720, 8820, 9400, 9410, 9500, 9500SH, 9510, 9510SH, 9600, 9610.		204"	12"	AH143729	1395.00 ea.
	<i>17 ft. 1 or 2 piece auger design from factory do not interchange.</i>					
SH212435	2-piece Inner Standard Rate. 17 ft. 9400, 9410, 9450, 9500, 9500SH, 9510, 9510SH, 9550, 9550SH, 9600, 9610, 9650, 9650CTS; 9650STS to s/n 690500; 9750STS to s/n 690600, CTS, CTSII. 20 ft. 8820, 9500, 9500SH, 9510, 9510SH, 9550, 9550SH, 9600, 9610, 9650, 9650CTS; 9650STS to s/n 690500; 9750STS to s/n 690600, CTS, CTSII. 21-1/2 ft. 9560, 9560SH, 9560STS, 9570STS, 9660, 9660CTS.		74-1/4" includes hex shaft	12"	AH112435	959.00 ea.
SH269061	2-piece Inner Standard Rate. 17 ft. or 20 ft. 9650STS s/n 690501 & up; 9750STS s/n 690601 & up. 21-1/2 ft. 9660STS, 9670STS, 9760STS.		83-1/2" includes hex shaft	12"	AH169061	1099.00 ea.
SH243727	2-piece Outer Standard Rate. 17 ft. 9400, 9410, 9450, 9500, 9500SH, 9510, 9510SH, 9550, 9550SH, 9600, 9610, 9650, 9650CTS, 9650STS, 9750STS, CTS, CTSII.		129"	12"	AH143727	1059.00 ea.
SH243731	2-piece Outer Standard Rate. 20 ft. 8820, 9500, 9500SH, 9510, 9510SH, 9550, 9550SH, 9600, 9610, 9650, 9650CTS, 9650STS, 9750STS, CTS, CTSII.		165"	12"	AH143731	1099.00 ea.
SH273595	2-piece Outer Standard Rate. 21-1/2 ft. 9560, 9560SH, 9560STS, 9570STS, 9660, 9660CTS, 9660STS, 9670STS, 9760STS, S550, S650.		161"	12"	AH173595	1249.00 ea.
SH301797	Inner High Rate. 22-1/2 ft. 9660STS, 9670STS, 9760STS, 9770STS, 9860STS, 9870STS, S660, S670, S680, S690, S760, S770, S780, S790.		97" includes spline shaft	15-1/4"	AXE56290	1399.00 ea.
SH303021	Outer High Rate. 22-1/2 ft. 9660STS, 9670STS, 9760STS, 9770STS, 9860STS, 9870STS, S660, S670, S680, S690, S760, S770, S780, S790.		164" includes hex shaft	15-1/4"	AH203021	1759.00 ea.
SH301797	3-piece Inner High Rate. 26 ft. & 28-1/2 ft. S660, S670, S680, S690; S760, S770, S780, S790 to s/n 810000.		97" includes spline shaft	15-1/4"	AXE56290	1399.00 ea.
NPS100RPC	Bearing, 1" I.D. Use with SH243727, SH243729, SH243731 augers.				JD8665	10.95 ea.
SH86785	Bearing, 1-1/4" hex I.D. Use with SH212435, SH269061, SH273595, SH301797, SH303021 augers.				JD9373	32.50 ea.





AE240

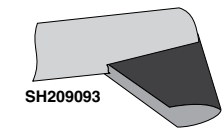
Unloading Auger Extensions



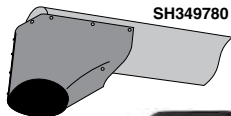
36" Extension

Shoup unloading auger extensions make unloading easy, even with large grain platforms. No need to worry about your tractor or semi being in the way of the grain platform. Unloading auger extensions come complete with bolt-on extension tube painted to match your combine, auger flighting segment, hardware and detailed instructions.

Order No.	Added Length	Description - Fits Models	SHOUP Savings Price
		Auger Shaft Dia. Measure unloading auger shaft diameter before ordering.	
AE200	36"	2-7/8" 6620, 7720, 8820, 9400, 9410, 9450, 9500, 9510, 9550, 9600, 9610, 9650, 9650CTS, 9650STS, 9750STS, CTS, CTSII.	969.00 kit
AE210	36"	3-1/2"	969.00 kit
AE240	36"	9560, 9560SH, 9560STS, 9570STS, 9660, 9660CTS, S550, S650; standard rate 13-1/2" dia. auger tube on 9660STS, 9670STS, 9760STS.	1095.00 kit
AE250	36" for solid auger tube	9770STS, 9860STS, 9870STS, S660, S670, S680, S690, S760, S770, S780, S790; high rate 17" dia. auger tube on 9660STS, 9670STS, 9760STS.	1595.00 kit
AE260	36" for folding auger tube	9660STS, 9670STS, 9760STS, 9770STS, 9860STS, 9870STS; S660, S670, S680, S690 to s/n 785000 with 22-1/2 ft. folding auger, high rate 17" dia. auger tube. 102" outer tube and auger replaces original 66" tube and auger. Also includes heavy duty 11 gauge replacement inner tube.	4350.00 kit
AE265	36" for folding auger tube	S660, S670, S680, S690 s/n 785001 & up; S760, S770, S780, S790 with 22-1/2 ft. folding auger, high rate 17" dia. auger tube. 102" outer tube and auger replaces original 66" tube and auger.	2225.00 kit



SH209093



SH349780



SH311327
SH308234

Rubber Unloader Auger Spouts

Order No.	Description - Fits Models	
SH95939	Rubber Spout; 6600, 7700.	33.95 ea.
SH209093	Rubber Spout, original style; 6620, 7720, 8820, 9400, 9500, 9600.	55.95 ea.
SH349780	Rubber Spout Kit with hardware, new style; 6620, 7720, 8820, 9400, 9410, 9450, 9500, 9510, 9550, 9600, 9610, 9650, 9650CTS, 9650STS, 9750STS, CTS, CTSII.	66.95 ea.
SH311327	Rubber End Cover, bolts to plastic spout; for 13-1/2" diameter standard rate auger tube. 9400, 9410, 9450, 9500, 9510, 9550, 9560STS, 9570STS, 9600, 9610, 9650, 9650CTS, 9650STS, 9660, 9660CTS, 9660STS, 9670STS, 9750STS, 9760STS, 9770STS, S550, S650, S660, CTS, CTSII.	27.50 ea.
SH308234	Rubber End Cover, bolts to plastic spout; for 17" diameter high rate auger tube. 9660STS, 9670STS, 9760STS, 9770STS, 9860STS, 9870STS, S660, S670, S680, S690, S760, S770, S780, S790.	37.95 ea.



Unloading Auger Spout Extension

Adds 1-1/2 foot of length and gives up to 3 foot of additional throw. Includes outer tube extension, plastic angled spout with rubber break away, flighting, outer bearing support, grain saver, hardware, instructions.

Order No.	Fits Models	
AE500	6620, 7720, 8820, 9400, 9410, 9450, 9500, 9510, 9550, 9600, 9610, 9650, 9650CTS, 9650STS, 9750STS, CTS, CTSII.	1059.00 kit



• Spring Loaded

Grain-Saver

Order No.	Description - Fits Models	
GS12	For 12" tube. 95, 6600, 7700.	95.95 ea.
GS13	For 13" tube. 6620, 7720, 8820, 9400, 9410, 9450, 9500, 9510, 9550, 9600, 9610, 9650, 9650CTS, 9650STS, 9750STS, CTS, CTSII.	95.95 ea.

Replacement Straw Choppers Parts

Long-wearing high-carbon steel.



Order No.	Description - Fits Models (Qty Used)	SHOUP Savings Price
SH226851	Knife Set, balanced; set of 6. 3300 (3), 4400 (4), 6600 (4) with bolt-on knives; 4420 (4), 6620 (4). Replaces JD No. AH126851.	37.50 set
SH224635	Knife Set, balanced; set of 6. 7700 (5) with bolt-on knives; 7720 (5); 8820 (6); 9400 , 9410 , 9450 , 9500 , 9510 , 9550 , 9560 , CTS , CTSII , 9650CTS , 9660CTS (5); 9600 , 9610 , 9650 , 9660 (6). Replaces JD No. AH124635.	37.50 set
SH98783	Bushing; use with SH226851 or SH224635.	2.49 ea.
SH3305	Carriage Bolt, 3/8" x 1-1/4"; use with SH226851 or SH224635.	.90 ea.
SH52729	Flat Washer; use with SH226851 or SH224635.	.25 ea.
SH42147	Lock Nut; use with SH226851 or SH224635.	.50 ea.



Replacement Parts for John Deere Fine Cut Chopper

SH405909	Paddle Blade Kit; 2 pair tungsten coated blades.	63.95 kit
SH405910	Straight Blade Kit; 4 straight heat treated blades.	29.95 kit
SH267127	Pivot Bushing, use (4) with SH405909 paddle kit.	7.25 ea.
SH256100	Pivot Bushing, use (4) with SH405910 straight kit.	6.25 ea.
SH8499	Bolt, use (2) with SH405909 paddle blade kit.	1.60 ea.
SH7935	Bolt, use (2) with SH405910 straight blade kit.	1.25 ea.
SH61212	Locknut, use (2) with SH405909 or SH405910 kit.	.67 ea.
SH256101	Washer, use (4) with SH405909 or SH405910 kit.	1.40 ea.

Fits Models

	Paddle & Straight Combination Chopper Kit Qty. Used		Paddle Blade Chopper Kit Qty. Used SH405909 (Paddle)	Straight Blade Chopper Kit Qty. Used SH405910 (Straight)
	SH405909 (Paddle)	SH405910 (Straight)		
9500, 9510, CTS, CTSII	9	6	15	15
9550, 9650CTS, 9660CTS	—	—	15	15
9600, 9610	11	6	17	17
9650, 9660	—	—	17	17
9560; 9650STS to s/n 700500; 9750STS to s/n 700600	—	—	15	—
9560STS	—	—	17	—
9650STS s/n 700501 & up; 9750STS s/n 700601 & up; 9660STS, 9760STS, 9860STS	12	5	—	—



Straw Chopper Blade Update Kits for John Deere STS and S Series Combines

Kit includes blades, conversion bushings, mounting hardware.

Blades specially designed to wear to a sharp, serrated edge for the best possible cutting action. Carbide coated blades for up to twice the wear life of original equipment. Redekop™ straight blades help focus the airflow on the outer fins of the chopper to generate a wide spread width with reduced power requirements.



Order No.	Fits Models	Blades Included	
R9050	9650STS to s/n 700500; 9750STS to s/n 700600.	60 paddle smooth	1539.00 kit
R9062	9560STS; 9650STS s/n 700501 & up; 9660STS; 9750STS s/n 700601 & up; 9760STS, 9860STS.	48 paddle smooth, 20 straight serrated	1869.00 kit
R9072	9570STS, 9670STS, 9770STS, 9870STS, S550.	44 straight serrated	1639.00 kit
R9085	S650, S660, S670, S680, S690, S760, S770, S780, S790.	44 straight serrated	1990.00 kit



SUPER CHOP

• 2x the number of stationary knives shred 'hard to chop' green stems.

• Residue is more evenly distributed to leave your field 'no-till ready'.
• To install unbolt the old chopper bottom and bolt the Super Chop in place.


Order No.	Fits Models	
9573	9400, 9410, 9450, 9500, 9510, 9550, 9560, CTS, CTSII, 9650CTS, 9660CTS.	1995.00 ea.
9673	9600, 9610, 9650, 9660.	2195.00 ea.




Order No.	Description - Fits Models	SHOUP Savings Price
Stationary Knives for John Deere Straw Choppers		
SH99919	Double Section Bracket, for drum style chopper with bolt-on knives. 6600, 6620 (11); 7700, 7720 (14); 8820 (17); 9400, 9500 (14); 9600 (17).	12.95 ea.
SH33602	Single Section Bracket, for drum style chopper with bolt-on knives. (1 used) 6600, 6620, 7700, 7720, 8820, 9400, 9500, 9600.	8.25 ea.
SH242141	Stationary knife. 9400, 9410, 9450, 9500, 9510, 9550, 9560, CTS, CTSII, 9650CTS, 9660CTS (29); 9560STS, 9600, 9610, 9650, 9660, 9660STS, 9760STS, 9860STS (35); 9650STS to s/n 700500; 9750STS to s/n 700600 (29); 9650STS s/n 700501 & up; 9750STS s/n 700601 & up (35); 9570STS (31); 9670STS, 9770STS, 9870STS (39); S550 (31); S650, S660 (39); S670, S680, S690, S760, S770, S780, S790 (39 fine cut, 49 extra fine cut).	6.49 ea.




SH249495	Stationary knife kit for regular chopper; includes knife support, pin, stationary knives, hardware. 9400, 9410, 9450, 9500, 9510, 9550, 9560, CTS, CTSII, 9650CTS, 9660CTS.	409.00 kit
SH249600	Stationary knife kit for regular chopper; includes knife support, pin, stationary knives, hardware. 9600, 9610, 9650, 9660.	529.00 kit
SH319257	Stationary knife adjustment kit, for combines not originally equipped with single point adjustment. Allows operator to adjust stationary knife position without the use of tools. Includes 35 knives, levers, arms, mounting brackets. 9650STS, 9660STS, 9750STS, 9760STS, 9860STS s/n 710001 & up with fine cut 2-speed chopper.	469.00 kit



SH214001	Quick Lock Pin for knifebank cross bar. 9400, 9410, 9450, 9500, 9500SH, 9510, 9510SH, 9550, 9550SH, 9560, 9560SH, 9560STS, 9570STS, 9600, 9610, 9650, 9650CTS, 9650STS, 9660, 9660CTS, 9660STS, 9670STS, 9750STS, 9760STS, 9770STS, 9860STS, 9870STS, CTS, CTSII, S550.	1.85 ea.
----------	--	----------



Bottom Sheets		
SH249840	4420; 4400 drum style chopper with bolt-on knives.	319.00 ea.
SH249841	6620; 6600 drum style chopper with bolt-on knives.	329.00 ea.
SH249842	7720; 7700 drum style chopper with bolt-on knives.	359.00 ea.
SH249843	8820.	429.00 ea.



SH243048	9400, 9410, 9450, 9500, 9510, 9550, 9560, CTS, CTSII, 9650CTS, 9660CTS. Early 9400, 9500 with SH99919 double section brackets require SH249495 stationary knife kit.	595.00 ea.
SH243047	9600, 9610, 9650, 9660. Early 9600 with SH99919 double section brackets require SH249600 stationary knife kit.	629.00 ea.



SH305006	9560STS.	829.00 ea.
SH326920	9570STS.	845.00 ea.



SH249878	9650STS to s/n 700500; 9750STS to s/n 700600. 29 knife slots.	739.00 ea.
SH314452	9650STS s/n 700501 & up; 9750STS s/n 700601 & up; 9660STS, 9760STS, 9860STS with standard 68 blade chopper. 35 knife slots.	699.00 ea.
SH318187	9670STS, 9770STS, 9870STS. 39 knife slots.	709.00 ea.
SH24857	S650, S660; S670, S680, S690, S760, S770, S780, S790 for 44 blade fine cut chopper with standard or Powercast™ tailboard without wag deflector. 39 knife slots. Bolts on with 3 bolts per side.	699.00 ea.
SH25810	S670, S680, S690, S760, S770, S780, S790 for 44 blade fine cut chopper with Powercast™ tailboard and wag deflector. 39 knife slots. Bolts on with 4 bolts per side.	699.00 ea.

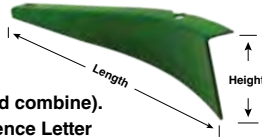


SH75648	Actuator, raise and lower straw chopper. 9560STS, 9570STS, 9650STS, 9660STS, 9670STS, 9750STS, 9760STS, 9770STS, 9860STS, 9870STS, S550. Replaces JD No. AXE23606.	579.00 ea.
---------	---	------------



SH778820	Chopper side sheet kit; includes left and right side panels with easy on-off hanger brackets. 4420, 6620, 7720, 8820; 4400, 6600, 7700 with bolt-on knives.	409.00 kit
SH263595	Chopper Rotor Bearing with cast housing, lock collar. (2 used). 9560STS, 9570STS, 9650STS, 9660STS, 9670STS, 9750STS, 9760STS, S550; 9860STS verify 1.50" bearing I.D.	106.95 ea.
SH022177	Chopper Rotor Bearing with cast housing, lock collar. (2 used). 9770STS, 9870STS, S650, S660, S670, S680, S690, S760, S770, S780, S790; 9860STS verify 1.96" bearing I.D.	97.95 ea.

Deflector Vanes



Sequence Order — left to right (standing behind combine).


Model	Sequence Letter											
3300	B	D	C	A	—	—	—	—	—	—		
4400, 6600	B	B	D	C	A	A	—	—	—	—		
7700	B	B	D	D	C	C	A	A	—	—		
4420 late	F	F	E	E	—	—	—	—	—	—		
4420, 6620 early	B	B	D	C	A	A	—	—	—	—		
6620, 7720 late	F	F	H	G	E	E	—	—	—	—		
7720 early	B	B	D	D	C	C	A	A	—	—		
8820 early	B	B	D	D	C	C	C	A	A	—		
8820 late	F	F	F	H	G	E	E	—	—	—		
9400, 9410, 9450, 9500, 9510, 9550, 9560, CTS, CTSII, 9650CTS, 9660CTS	J	F	H	G	E	I	—	—	—	—		
extra wide spread 9400, 9410, 9450, 9500, 9510, 9550, 9560, CTS, CTSII, 9650CTS, 9660CTS	T	T	V	U	S	S	—	—	—	—		
9600, 9610, 9650, 9660	J	F	H	H	G	E	I	—	—	—		
extra wide spread 9600, 9610, 9650, 9660	T	T	V	V	U	S	S	—	—	—		
9560STS, 9570STS, S550	L	N	N	P	R	Q	O	M	M	K		
9650STS s/n 696468 & up, 9660STS, 9670STS; 9750STS s/n 696058 & up, 9760STS, 9770STS, 9860STS, 9870STS, S650, S660, S670, S680, S690	L	N	N	L	P	R	Q	O	K	M	M	K

Order No.	Sequence Letter		Length	Height	SHOUP Savings Price
SH95013	A	Right	14-5/8"	3-7/8"	25.50 ea.
SH95014	B	Left	14-5/8"	3-7/8"	25.50 ea.
SH94983	C	Right	14-1/4"	3-7/8"	24.50 ea.
SH94984	D	Left	14-1/4"	3-7/8"	24.50 ea.
SH214535	E	Right	27-3/4"	6"	31.95 ea.
SH214536	F	Left	27-3/4"	6"	31.95 ea.
SH214537	G	Right	18-9/16"	6"	22.50 ea.
SH214538	H	Left	18-9/16"	6"	22.50 ea.
SH230949	I	Right	27-3/4"	6"	47.95 ea.
SH230950	J	Left	27-3/4"	6"	47.95 ea.
SH304749	K	Right	24-5/8"	6"	48.95 ea.
SH304728	L	Left	24-5/8"	6"	48.95 ea.
SH304777	M	Right	30-7/8"	7"	55.95 ea.
SH304776	N	Left	30-7/8"	7"	55.95 ea.
SH304751	O	Right	23-3/8"	6"	42.50 ea.
SH304635	P	Left	23-3/8"	6"	42.50 ea.
SH304218	Q	Right	23-3/8"	6"	42.50 ea.
SH304332	R	Left	23-3/8"	6"	42.50 ea.
SH250401	S	Right	28"	9-7/8"	63.95 ea.
SH250402	T	Left	28"	9-7/8"	63.95 ea.
SH250403	U	Right	18-1/2"	9-7/8"	36.95 ea.
SH250404	V	Left	18-1/2"	9-7/8"	36.95 ea.

9000 series owners check deflector height before ordering.

Straw Flow Deflector Assembly

Order No.	Fits Models	Fin Height	
WS6620	6600, 6620.	6"	869.00 ea.
WS7720	7700, 7720.	6"	899.00 ea.
WS8820	8820.	6"	925.00 ea.
WS9500	9400, 9410, 9450, 9500, 9510, 9550, 9560, CTS, CTSII, 9650CTS, 9660CTS.	6"	929.00 ea.
WS9600	9600, 9610, 9650, 9660.	6"	959.00 ea.
WS9570	9560STS, 9570STS.	6"	1375.00 ea.
WS9870	9650STS, 9660STS, 9670STS, 9750STS, 9760STS, 9770STS, 9860STS, 9870STS.	6"	1695.00 ea.
Extra Wide Spread			
WS9550	9400, 9410, 9450, 9500, 9510, 9550, 9560, CTS, CTSII, 9650CTS, 9660CTS.	9-7/8"	1089.00 ea.
WS9650	9600, 9610, 9650, 9660.	9-7/8"	1189.00 ea.




Heavy Duty Straw Choppers for John Deere Combines

- Dynamically balanced rotor.
- Extra heavy knife sheet.
- Deflector deck adjusts up or down.
- Hardened & tempered blades.
- Case hardened trunnions & Gr. 8 bolts.

Order No.	Fits Models	
SC6620	6600, 6620.	3650.00
SC7720	7700, 7720.	4050.00
SC9500	9400, 9410, 9500, 9510, 9550*, 9560*, CTS, CTSII.	4125.00
SC9600	9600, 9610, 9650*, 9660*.	4595.00


* For straw walker machines only.



Fine Cut Choppers for Conventional JD Combines

Order No.	Fits Models	
SC9510	9400, 9410, 9500, 9510, 9550*, 9560*, CTS, CTSII.	4550.00
SC9610	9600, 9610, 9650*, 9660*.	4850.00

* For straw walker machines only.



- Extra heavy knife sheet.
- Wide spread deflector with adjustable fins.
- Deflector deck adjusts up or down.
- Dynamically balanced rotor.

Fine Cut STS Straw Choppers

Order No.	Description - Fits Models	SHOUP Savings Price
STS choppers sold less deflectors. Use with original JD deflector assembly or order WS9570, WS9870.		
SC9050	9650STS to s/n 700500; 9750STS to s/n 700600.	5199.00
SC9060	9650STS s/n 700501 & up; 9750STS s/n 700601 & up; 9660STS, 9760STS, 9860STS.	5260.00
SC9560	9560STS.	4910.00
SC9570	9570STS.	4899.00
SC9070	9670STS.	5260.00
SC9870	9770STS, 9870STS.	5375.00
WS9570	Deflector Assembly, 10 fins. 9560STS, 9570STS.	1375.00
WS9870	Deflector Assembly, 12 fins. 9650STS, 9660STS, 9670STS, 9750STS, 9760STS, 9770STS, 9860STS, 9870STS.	1695.00

- Blades are tungsten coated for long wear.
- Stationary blades are tightly spaced on 1.25" centers to maintain 3-4" residue size.
- Stationary blades quick release for corn harvest.



Replacement Wings for John Deere STS and S Series Discharge Beater

Order No.	Description - Fits Models	Replaces JD No.	
SH33628	Notched Wear Strip; 5 used. 9560STS, 9570STS, S550.	H202621	79.95 ea.
SH33450	Notched Wear Strip, set of 2; 5 sets used. 9650STS, 9660STS, 9750STS, 9760STS, 9860STS; 9670STS, 9770STS to s/n 730200. Replaces 1 pc. strip used on combines prior to March 2006.	AH234509	53.50 set
SH33628	Notched Wear Strip; 10 used. 9670STS, 9770STS s/n 730201 & up; S650, S660, S670, S760, S770.	H236284	39.95 ea.
SH26540	Notched Wear Strip; 30 used. 9870STS, S680, S690, S780, S790.	H165407	15.95 ea.
SH308429	Wing for heavy-duty discharge beater; heat-treated, with hardware. 9870STS, S660, S670, S680, S690 (60 used).	H208429	17.95 ea.
WPS035GRC	Bearing, Discharge Beater Shaft. 9560STS, 9570STS, 9650STS, 9660STS, 9670STS, 9750STS, 9760STS, 9770STS, 9860STS, 9870STS, S550; Overshot beater S670, S680, S690, S770, S780, S790.	AH139296	37.95 ea.
WPS112GRC	Bearing, Discharge Beater Shaft. S650, S660, S670, S680, S690, S760, S770, S780, S790.	JD9339	37.95 ea.

Wear strips are heat-treated and include mounting hardware.



Tailboard Trash Blower for John Deere S and X9 Series Combines

- Designed to keep chaff and dust from accumulating on tailboard.
- Blower tube is slotted to direct air across the tailboard to ensure it stays clean.
- The metal tube bolts directly above the chopper/power tailboard with no drilling or cutting required.



Order No.	Fits Models	
SH8823	S650, S660, S670, S680, S690, S760, S770, S780, S790.	169.95 ea.
SH8824	X9 1000, X9 1100.	185.95 ea.

Pitman Arm and Shoe Auger Bearings

Order No.	Description - Fits Models	
SH225975	Chaffer Pitman Arm Bearing. 9400, 9410, 9450, 9500, 9510, 9550, 9560, 9560STS, 9570STS, 9600, 9610, 9650, 9650CTS, 9650STS, 9660, 9660CTS, 9660STS, 9670STS, 9750STS, 9760STS, 9770STS, 9860STS, 9870STS, S550, S660, S670, S680, S690, S760, S770, S780, S790, CTS, CTSII.	AH125975 65.50 ea.



SH225975
O.D. 130mm (5.12")
I.D. 85mm (3.35")
Width 22mm (.866")

Primary Counter Shaft Bearing

Order No.	Description - Fits Models	
WPS112GRC	Bearing, 1.75" I.D. 9560STS, 9570STS, 9650STS*, 9660STS*, 9750STS*, 9760STS*, 9860STS*, S550. *Confirm bearing I.D. before ordering.	JD9339 37.95 ea.
SH313902	Bearing, 2" I.D. 9650STS*, 9660STS*, 9670STS, 9750STS*, 9760STS*, 9770STS, 9860STS*, 9870STS, S650, S660, S670, S680, S690, S760, S770, S780, S790.	AH213902 199.95 ea.



WPS112GRC



SH313902

Combine Bearings for John Deere

Description	Qty.	Order No.
9400, 9410, 9500, 9510, 9600, 9610, CTS, CTSII.		
Lower Clean Grain Auger, left	1	YET205
Lower Clean Grain Auger, right	1	YET206
Clean Grain Elevator, upper shaft	2	YET206
<hr/>		
Top Tank Loading Auger	1	NPS103RPC
<hr/>		
Upper Tailings Auger	2	YET205
Tailings Elevator, upper shaft	2	BH10313
Lower Tailings Auger	2	YET206
Tailings Elevator, lower shaft	2	BH10313
<hr/>		
Grain Tank Bottom Unloading Augers	4	YEL207
<hr/>		
Horizontal Unloading Auger, inner	1	SH86785
Horizontal Unloading Auger, outer	1	NPS100RPC
<hr/>		
9770STS, 9870STS, S670, S680, S690, S770, S780, S790.		
Lower Clean Grain Auger, left	1	YET205
Lower Clean Grain Auger, right, high capacity	1	YEL207
Clean Grain Elevator, upper shaft	2	YEL207
<hr/>		
Upper Tailings Auger	2	YEL305
Tailings Elevator, upper shaft	2	YEL206
Lower Tailings Auger, left	1	YET205
Lower Tailings Auger, right	1	YEL206
<hr/>		
Grain Tank Bottom Unloading Augers	4	YEL207
<hr/>		
Horizontal Unloading Auger	2	SH86785

Description	Qty.	Order No.
9450, 9550, 9560, 9650, 9650CTS, 9660, 9660CTS.		
Lower Clean Grain Auger, left	1	YET205
Lower Clean Grain Auger, right	1	YEL206
Clean Grain Elevator, upper shaft	2	YEL206
<hr/>		
Upper Tailings Auger	2	YET205
Tailings Elevator, upper shaft	2	BH10313
Lower Tailings Auger	2	YET206
Tailings Elevator, lower shaft	2	BH10313
<hr/>		
Grain Tank Bottom Unloading Augers	4	YEL207
<hr/>		
Horizontal Unloading Auger, 1" rd. bore		NPS100RPC
Horizontal Unloading Auger, 1.25" hex bore		SH86785
<hr/>		
9560STS, 9570STS, 9650STS, 9660STS, 9670STS, 9750STS, 9760STS, 9860STS, S550, S650, S660, S760.		
Lower Clean Grain Auger, left	1	YET205
Lower Clean Grain Auger, right	1	YEL206
Clean Grain Elevator, upper shaft	2	YEL206
<hr/>		
Upper Tailings Auger	2	YEL305
Tailings Elevator, upper shaft	2	YEL206
Lower Tailings Auger, left	1	YET205
Lower Tailings Auger, right	1	YEL206
<hr/>		
Grain Tank Bottom Unloading Augers	4	YEL207
<hr/>		
Horizontal Unloading Auger, 1" rd. bore		NPS100RPC
Horizontal Unloading Auger, 1.25" hex bore		SH86785

Order No.	Bore	Replaces JD No.	SHOUP Savings Price
NPS100RPC	1" rd.	JD8665	10.95 ea.
BH10313	1" hex	JD9313	16.50 ea.
NPS103RPC	1.188" rd.	JD9219	14.25 ea.
SH86785	1.25" hex	JD9373	32.50 ea.
YEL305	25mm rd.	AH168161	41.50 ea.

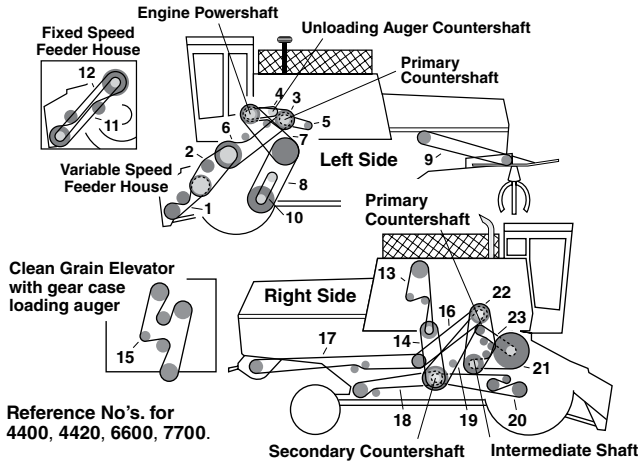
Order No.	Bore	Replaces JD No.	SHOUP Savings Price
YET205	25mm rd.	JD39102	16.25 ea.
YET206	30mm rd.	JD39103	20.50 ea.
YEL206	30mm rd.	JD10384	30.95 ea.
YEL207	35mm rd.	JD39104	31.95 ea.

Cleaning Fan Shoe Blades



Order No.	Description - Fits Models	Replaces JD No.	Price
SH301774	Fan Blades, Cleaning Shoe. 9560STS, 9570STS, S550 (12 used).	H201774	51.95 ea.
SH306345	Fan Blades, Cleaning Shoe. 9660STS, 9670STS, 9760STS, 9770STS, 9860STS, 9870STS, S650, S660, S670, S680, S690, S760, S770, S780, S790 (12 used).	H206345	57.95 ea.
WPS025GRC	Bearing, Cleaning Fan Shaft, left; 25mm I.D. 9560STS, 9570STS, 9650STS, 9660STS, 9670STS, 9750STS, 9760STS, 9770STS, 9860STS, 9870STS, S550, S650, S660, S670, S680, S690, S760, S770, S780, S790.	AH225510	29.95 ea.
WPS040GRC	Bearing, Cleaning Fan Shaft, right; 40mm I.D. Same models as WPS025GRC.	AH139297	35.25 ea.
SH23287	Fan Speed actuator. 9400 s/n 655100 & up; 9410, 9450; 9500 s/n 655200 & up; 9510, 9550, 9560, 9560STS, 9570STS; 9600 s/n 655300 & up, 9610, 9650, 9650STS, 9660, 9660STS, 9670STS, 9750STS, 9760STS, 9770STS, 9860STS, 9870STS, S550, S650, S660, S670, S680, S690, S760, S770, S780, S790, CTS, CTSII. Verify bolt pattern.	AXE13287	144.95 ea.
SH97207	Throw Out Bearing, use w/cleaning fan drive sheave. 3300, 4400, 4420, 6600, 6620, 7700, 7720, 8820.	AH87207	24.50 ea.
SH329175	Throw Out Bearing, use w/cleaning fan drive sheave. 9400, 9410, 9450, 9500, 9510, 9550, 9560, 9560STS, 9570STS, 9600, 9610, 9650, 9650CTS, 9650STS, 9660, 9660CTS, 9660STS, 9670STS, 9750STS, 9760STS, 9770STS, 9860STS, 9870STS, S550, S650, S660, S670, S680, S690, S760, S770, S780, S790, CTS, CTSII.	AH229175	33.50 ea.
SH24080	Seal for SH329175, use w/cleaning fan drive sheave. 2 used.	AH14080	4.50 ea.

Replacement **Agri-Torque**[®] **Combine Belts** for John Deere Combines



Reference No.'s for
4400, 4420, 6600, 7700.

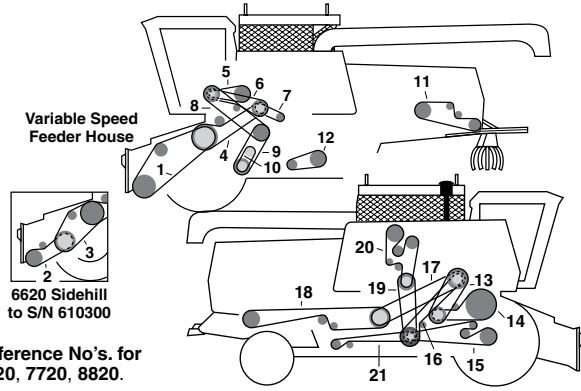
John Deere 4400, 4420, 6600, 7700 Combines

Order No.	Fits Models - Replaces John Deere No.	SHOUP Savings Price
No. 1	Variable speed feeder house, lower.	
B00100	4400, 4420 regular length. Set of 3. AH87197	45.95 set
B00105	4400, 4420 long length; 6600 (except sidehill), 7700. Set of 3. AH76154	93.95 set
B00110	6600 sidehill. Set of 3. AH89436	98.25 set
No. 2	Variable speed feeder house, middle.	
B00115	4400, 4420; 6600 to s/n 254350; 7700 to s/n 8000. P46553	92.50 ea.
B00120	6600 s/n 254351 & up; 7700 s/n 8001 & up. H84441	107.95 ea.
No. 3	Primary countershaft.	
B00125	6600 to s/n 11500; 7700 to s/n 5000. Matched pair. AH75638	175.00 pr.
B00130	6600 (except sidehill) s/n 11501 & up; 6600 sidehill to s/n 305672; 7700 gas or non-turbo dsl. s/n 5001 & up. H84462	134.95 ea.
B00135	6600 sidehill s/n 305673 & up; 7700 turbo. H108175	110.95 ea.
No. 4	Unloading auger countershaft.	
B00140	4400, 4420. H76136	25.75 ea.
B00145	6600 (except sidehill); 6600 sidehill to s/n 305672; 7700 gas or non-turbo dsl. H76150	33.30 ea.
No. 5	Hydrostatic reel pump.	
B00150	4400, 4420, 6600, 7700. H77683	12.50 ea.
No. 6	Feeder House, upper.	
B00155	4400, 4420. H76028	102.95 ea.
B00160	6600 to s/n 254050; 6600 fixed speed s/n 254051 & up; 7700 to s/n 8000; 7700 fixed speed s/n 8001 & up. H76030	72.95 ea.
B00165	6600 variable speed s/n 254051 & up; 7700 variable speed s/n 8001 & up. H23927	72.95 ea.
No. 7	Ground drive (propulsion), upper.	
B00170	4400, 4420; 6600 belt drive. H75847	112.50 ea.
B00210	7700 belt drive to s/n 115000. H75846	152.95 ea.
B00175	6600 hydro to s/n 156500. H88576	136.80 ea.
B00180	6600 hydro s/n 156501 & up; 7700 hydro. Matched pair. AH84633	115.95 pr.
B00190	6600 posi-torque; 6600 sidehill posi-torque to s/n 305672; 7700 non-turbo dsl. posi-torque s/n 111901 & up. Matched pair. AH21301	189.00 pr.
B00195	6600 sidehill posi-torque s/n 305673 & up; 7700 turbo posi-torque s/n 111901 & up. Matched pair. AH87127	154.95 pr.
No. 8	Ground drive (propulsion), lower.	
B00170	4400, 4420; 6600 belt drive. H75847	112.50 ea.
B00175	6600 hydro to s/n 156500. H88576	136.80 ea.

John Deere 4400, 4420, 6600, 7700 Combines (cont.)

Order No.	Fits Models - Replaces John Deere No.	SHOUP Savings Price
No. 8	Ground drive (propulsion), lower (cont.).	
B00210	6600 posi-torque; 7700 belt drive to s/n 115000; 7700 posi-torque s/n 111901 & up. H75846	152.95 ea.
B00180	6600 hydro s/n 156501 & up; 7700 hydro. Matched pair. AH84633	115.95 pr.
No. 9	Straw Spreader.	
B00220	4400, 4420. H80159	31.95 ea.
B00225	6600, 7700. H26858	31.95 ea.
No. 10	Hydrostatic Charge Pump.	
B00230	6600 hydro to s/n 9582; 7700 hydro to s/n 6207. T12042	17.50 ea.
B00235	6600 hydro s/n 9583 & up; 7700 hydro s/n 6208 & up; 7700 power rear wheel drive to s/n 6207. T199T	14.95 ea.
No. 11	Fixed speed feeder house, lower.	
B00240	6600 regular, 7700 regular. H77765	92.95 ea.
B00245	6600 long, 7700 long. H79796	119.95 ea.
No. 12	Fixed speed feeder conveyor.	
B00250	6600 regular, 7700 regular. H77766	43.60 ea.
B00255	6600 long, 7700 long. H125380	64.95 ea.
No. 13	Clean grain elevator (U-joint loading auger).	
B00260	4400 to s/n 151500. E60212	35.95 ea.
B00270	6600 to s/n 156500; 7700 to s/n 163900. H23950	47.95 ea.
No. 14	Clean grain elevator countershaft.	
B00275	4400, 4420. H23817	58.95 ea.
B00280	6600, 7700. H27433	32.50 ea.
No. 15	Clean grain elevator (Gear case loading auger).	
B00385	4400 s/n 151501 & up, 4420. H81222	48.95 ea.
B00250	6600 s/n 156501 & up; 7700 s/n 163901 & up. H77766	43.60 ea.
No. 16	Straw chopper, front.	
B00285	4400, 4420. H20407	40.95 ea.
B00290	6600, 7700. H138762	57.50 ea.
No. 17	Straw chopper, rear.	
B00295	4400, 4420. H79787	67.95 ea.
B00300	6600, 7700. H79789	79.95 ea.
No. 18	Tailings lower auger.	
B00305	4400, 4420. E63031	36.50 ea.
B00310	6600, 7700. N110085	57.95 ea.
No. 19	Secondary countershaft.	
B00290	4400, 4420. H138762	57.50 ea.
B00320	6600, 7700. H77019	85.95 ea.
No. 20	Shoe grain supply augers.	
B00325	4400, 4420. H79285	29.75 ea.
B00330	6600, 7700. H77010	54.50 ea.
No. 21	Cylinder drive.	
B00335	4400, 4420. Set of 3. AH80500	69.80 set
B00340	6600 (280-845 rpm); 7700 (280-845 rpm) to s/n 8000. Matched set of 3. AH80505	92.50 set
B00345	6600 slow speed intermediate shaft (289-873 rpm); 7700 (289-873 rpm) s/n 8001 & up. H96423	103.75 ea.
B00350	6600 (407-1228 rpm); 7700 (407-1228 rpm) to s/n 8000. Matched set of 3. AH80503	84.50 set
B00355	7700 (414-1250 rpm) s/n 8001 & up. H96408	82.90 ea.
No. 22	Cylinder intermediate shaft.	
B00360	4400, 4420. H75816	81.95 ea.
B00365	6600, 7700. H113749, H161339	151.95 ea.
No. 23	Rotary deflector.	
B00370	4400 to s/n 101300. H86060	15.15 ea.
B00375	6600 to s/n 105800; 7700 s/n 1278 to 111900. H86061	15.95 ea.
B00380	4400 s/n 101301 & up; 4420 with 100% beater; 6600 s/n 105801 & up; 7700 s/n 111901 & up. H86039	20.95 ea.

John Deere Combines - Shoup Parts For (Cont.)



Reference No's. for 6620, 7720, 8820.

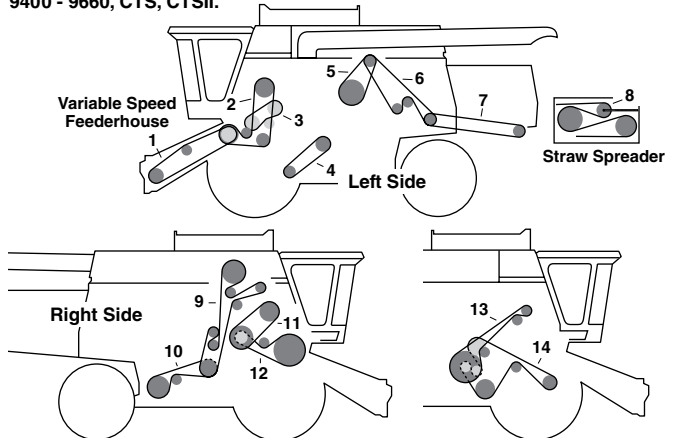
John Deere 6620, 7720, 8820 Combines

Order No.	Fits Models - Replaces John Deere No.	SHOUP Savings Price
No. 1	Variable speed regular length feeder house, lower.	
B00400	6620 (except sidehill), 7720, 8820. H110921, H91814	139.95 ea.
B00405	6620 sidehill s/n 610301 & up. H116422	204.80 ea.
No. 2	Feeder house, lower.	
B00110	6620 sidehill to s/n 610300. AH89436	98.25 set Matched set of 3.
No. 3	Feeder house, middle.	
B00120	6620 sidehill to s/n 610300. H84441	107.95 ea.
No. 4	Variable speed regular length feeder house, upper.	
B00165	6620; 6620 sidehill, 7720, 8820. H23927	72.95 ea.
No. 5	Unloading auger drive.	
B00430	6620, 7720, 8820. Matched pair. AH96300	42.25 pr.
No. 6	Separator drive.	
B00135	6620, 7720, 8820. 3 band. H108175	105.50 ea.
No. 7	Hydraulic reel pump drive.	
B00435	6620 to s/n 625100; 7720 to s/n 625200; 8820 to s/n 625400. H86275	11.95 ea.
B00440	6620 s/n 625101 & up; 7720 s/n 625201 & up; 8820 s/n 625401 & up. H137207	13.50 ea.
No. 8	Ground drive (propulsion), upper.	
B00180	6620 hydro, 7720 hydro, 8820 hydro. Matched pair. AH84633	115.95 pr.
B00195	6620 posi-torq, 7720 posi-torq. Matched pair. AH87127	154.95 pr.
No. 9	Ground drive (propulsion), lower.	
B00180	6620 hydro, 7720 hydro, 8820 hydro. Matched pair. AH84633	115.95 pr.
B00210	6620 posi-torq, 7720 posi-torq. H75846	152.95 ea.
No. 10	Hydrostatic Charge Pump.	
B00235	6620 to s/n 610300; 7720 to s/n 556300. T199T	14.95 ea.
B00445	6620 s/n 610301 & up; 7720 s/n 556301 & up, 8820. T32517	9.95 ea.
No. 11	Straw spreader drive.	
B00450	6620, 7720, 8820. H112421	38.95 ea.
No. 12	Cleaning fan drive.	
B00460	6620. H108668	45.95 ea.
B00455	7720, 8820. H108669	52.50 ea.
No. 13	Torq sensing countershaft drive.	
B00365	6620, 7720, 8820. H113749, H161339	151.95 ea.
No. 14	Cylinder drive.	
B00355	6620 to s/n 551900 (390-1030 or 450-1200 rpm); 7720 to s/n 556300 (390-1030 or 450-1200 rpm). 3 band. H96408	82.90 ea.
B00345	6620 to s/n 551900 (315-830 rpm); 7720 to s/n 556300 (315-830 rpm). 3 band. H96423	103.75 ea.
B00465	7720 s/n 601301 & up (160-320 or 285-570 rpm); 8820 to s/n 564100 (315-830 rpm). 4 band. H96421	142.95 ea.
B00470	8820 to s/n 564100 (390-1030 or 450-1200 rpm). 4 band. H96422	129.95 ea.

John Deere 6620, 7720, 8820 Combines (cont.)

Order No.	Fits Models - Replaces John Deere No.	SHOUP Savings Price
No. 14	Cylinder drive (cont.)	
B00475	6620 s/n 551901 & up (350-700 or 620-1240 rpm); 7720 s/n 556301 & up (350-700 or 620-1240 rpm); 8820 s/n 564101 & up (350-700 or 620-1240 rpm). 4 band. H110375	129.95 ea.
No. 15	Shoe grain supply augers.	
B00330	6620, 7720, 8820. H77010	54.50 ea.
No. 16	Secondary countershaft drive.	
B00385	6620 to s/n 551900; 7720 to s/n 556300; 8820 to s/n 556100. H81222	48.95 ea.
B00485	6620 s/n 551901 & up; 7720 s/n 556301 & up; 8820 s/n 556101 & up. H110300	49.80 ea.
No. 17	Straw chopper, front.	
B00490	6620, 7720, 8820. H101436	48.95 ea.
No. 18	Straw chopper, rear.	
B00495	6620, 7720, 8820. H103344	87.95 ea.
No. 19	Clean grain elevator countershaft.	
B00280	6620, 7720, 8820. H27433	32.50 ea.
No. 20	Clean grain elevator and loading auger extension.	
B00250	6620, 7720, 8820. H77766	43.60 ea.
No. 21	Tailings auger drive.	
B00497	6620, 7720, 8820. H118730	47.80 ea.

Reference No's. for 9400 - 9660, CTS, CTSII.



John Deere 9400, 9410, 9450, 9500*, 9510*, 9550*, 9560*, 9600, 9610, 9650, 9650CTS, 9660, 9660CTS, CTS, CTSII Combines
*9500, 9510, 9550, 9560 include Sidehill

Order No.	Fits Models - Replaces John Deere No.	SHOUP Savings Price
No. 1	Variable speed feeder house standard capacity, lower.	
B00500	1-1/2" wide. 9400, 9410, 9450, 9500, 9510; 9550 to s/n 700200, 9600, 9610; 9650 to s/n 700300; 9650CTS to s/n 700400, CTS, CTSII. H125711, H161648	174.85 ea.
B00507	1-1/2" wide. 9550 s/n 700201 & up; 9650 s/n 700301 & up; 9650CTS s/n 700401 & up. H205167	229.95 ea.
B00504	1-1/2" wide. 9560, 9660, 9660CTS. H203393	215.75 ea.
No. 1	Variable speed feeder house high capacity, lower.	
B00503	1-3/4" wide. 9550, 9560, 9650, 9650CTS, 9660, 9660CTS. H156863, H218728	279.95 ea.
No. 2	Header and reel pump.	
B00505	9400 to s/n 635100; 9500 to s/n 635200; 9600 to s/n 635300. H125565	129.75 ea.
No. 2	Header and reel pump, std. capacity feeder house.	
B00512	1-1/4" v-belt. 9400 s/n 635101 & up, 9410, 9450; 9500 s/n 635201 & up, 9510, 9550, 9560; 9600 s/n 635301 & up, 9610, 9650, 9650CTS, 9660, 9660CTS, CTS. H140160, H151952	114.95 ea.

John Deere 9400, 9410, 9450, 9500*, 9510*, 9550*, 9560*, 9600, 9610, 9650, 9650CTS, 9660, 9660CTS, CTS, CTSII Combines (cont.)
 *9500, 9510, 9550, 9560 include Sidehill

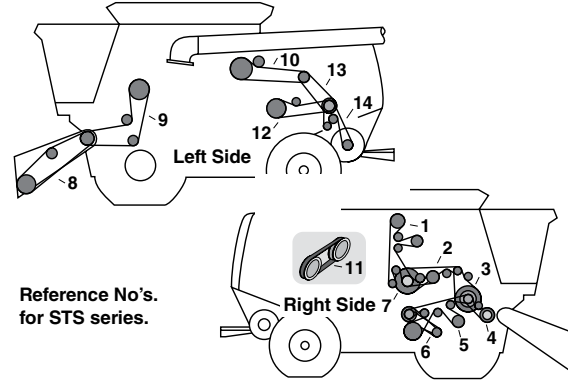
Reference drawing see pg. 334.

Order No.	Fits Models - Replaces John Deere No.	SHOUP Savings Price
No. 2	Header and reel pump, high capacity feeder house.	
B00513	1-15/16" dual-band. 9550, 9560, 9650, 9650CTS, 9660, 9660CTS. H155998	158.25 ea.
No. 3	100% beater drive. Set of 2.	
B00515	9400, 9410, 9450, 9500, 9510, 9550, 9560, 9600, 9610, 9650, 9660. AH120918, AH139436 Confirm OEM pulley numbers H125558 or H159814.	69.75 pr.
No. 3	75% beater drive. Set of 2.	
B00520	9400, 9410, 9450, 9500, 9510, 9550, 9560, 9600, 9610, 9650, 9660. AH131960, AH163931 Confirm OEM pulley numbers H135849 or H135850.	76.80 pr.
No. 4	Separator fan, regular speed 750-1350 rpm.	
B00525	9400 to s/n 670100; 9500 to s/n 670200; 9600 to s/n 670300; CTS to s/n 670400. H140404	73.30 ea.
B00526	9400 s/n 670101 & up, 9410, 9450; 9500 s/n 670201 & up, 9510, 9550, 9560; 9600 s/n 670301 & up, 9610, 9650, 9650CTS, 9660, 9660CTS; CTS s/n 670401 & up, CTSII. H152146	81.75 ea.
No. 4	Separator fan, slow speed 490-980 rpm.	
B00530	9400 to s/n 670100; 9500 to s/n 670200; 9600 to s/n 670300; CTS to s/n 670400. H137264	109.95 ea.
B00532	9400 s/n 670101 & up, 9410, 9450; 9500 s/n 670201 & up, 9510, 9550, 9560; 9600 s/n 670301 & up, 9610, 9650, 9650CTS, 9660, 9660CTS; CTS s/n 670401 & up, CTSII. H152180	89.95 ea.
No. 5	Unloading system. Set of 2.	
B00535	9400, 9410, 9450, 9500, 9510, 9550, 9560, 9600, 9610, 9650, 9650CTS, 9660, 9660CTS, CTS, CTSII. AH158880	65.95 pr.
No. 6	Straw chopper, front belt.	
B00255	7/8" v-belt. 9400, 9410, 9500, 9510, 9600, 9610. H125380	64.95 ea.
B00256	1-1/2" dual band belt. 9450, 9550, 9560, 9650, 9660. H157726	121.60 ea.
No. 7	Straw chopper in windrow position, rear belt.	
B00540	9400 to s/n 640100. E46113	38.25 ea.
B00280	9400 s/n 640101 & up, 9410, 9450. H27433	32.50 ea.
B00270	7/8" v-belt. 9500, 9510, 9550, 9560, 9600, 9610, 9650, 9660. H23950, P47885	47.95 ea.
No. 7	Straw chopper in rear position, rear belt.	
B00490	9400, 9410, 9450. H101436	48.95 ea.
B00555	7/8" v-belt. 9500, 9510, 9600, 9610. H125381	61.90 ea.
B00557	7/8" v-belt. 9550, 9560, 9650, 9660. H160654	69.25 ea.
No. 7	Fine Cut Chopper in rear position, rear belt.	
B00256	1-1/2" dual band. 9500. H157726	121.60 ea.
B00558	1-1/2" dual band. 9510, 9550, 9560, 9600, 9610, 9650, 9660. H175434	148.90 ea.
No. 8	Straw spreader.	
B00560	9400, 9410, 9450. Z33774	64.25 ea.
B00620	9500, 9510, 9550, 9560, 9600, 9610, 9650, 9660. H128234	52.70 ea.
No. 9	Clean grain elevator.	
B00565	9400 to s/n 640100; 9500 to s/n 640200. H137830	126.75 ea.
B00570	9400 s/n 640101 & up; 9500 s/n 640201 & up, 9610, CTS. H141167	132.70 ea.
B00575	9600 to s/n 640300. H135458	118.75 ea.
B00580	9450, 9550; 9600 s/n 640301 & up, 9560, 9650, 9650CTS, 9660, 9660CTS. H141166	124.50 ea.
B00585	9410, 9510, CTSII. H160171	146.40 ea.

John Deere 9400, 9410, 9450, 9500*, 9510*, 9550*, 9560*, 9600, 9610, 9650, 9650CTS, 9660, 9660CTS, CTS, CTSII Combines (cont.)
 *9500, 9510, 9550, 9560 include Sidehill

Reference drawing see pg. 334.

Order No.	Fits Models - Replaces John Deere No.	SHOUP Savings Price
No. 10	Lower tailings auger and elevator.	
B00310	9400, 9410, 9450, 9500, 9510, 9550, 9560, 9600, 9610, 9650, 9650CTS, 9660, 9660CTS, CTS, CTSII. N110085	57.95 ea.
No. 11	Cylinder intermediate drive, dual range.	
B00590	9400, 9410, 9450, 9500, 9510, 9550, 9560, 9600, 9610, 9650, 9650CTS, 9660, 9660CTS, CTS, CTSII. HXE51101, HXE94485	282.75 ea.
No. 11	Cylinder intermediate drive, extended range.	
B00592	9400, 9410, 9450, 9550, 9650CTS. H137670	319.95 ea.
No. 12	Cylinder drive, regular dual and single range.	
B00595	9400, 9410, 9450, 9500, 9510, 9550, 9560, 9600, 9610, 9650, 9650CTS, 9660, 9660CTS, CTS, CTSII. HXE94488	183.25 ea.
No. 12	Cylinder drive, extended range.	
B00600	9400 s/n 640195 & up, 9410, 9450, 9650CTS. H145994	146.80 ea.
No. 12	Cylinder drive, slow speed.	
B00605	9500, 9510, 9550, 9560, 9600, 9610, 9650, 9650CTS, 9660, 9660CTS, CTS, CTSII. H118618	150.50 ea.
No. 13	Secondary countershaft.	
B00610	9400, 9410, 9450, 9500, 9510, 9550, 9560, 9600, 9610, 9650, 9650CTS, 9660, 9660CTS, CTS, CTSII. H128010	67.50 ea.
No. 14	Shoe, straw walkers and conveyor augers.	
B00615	9400, 9410, 9450, 9500, 9510, 9550, 9560, 9600, 9610, 9650, 9650CTS, 9660, 9660CTS, CTS, CTSII. H131169	113.60 ea.

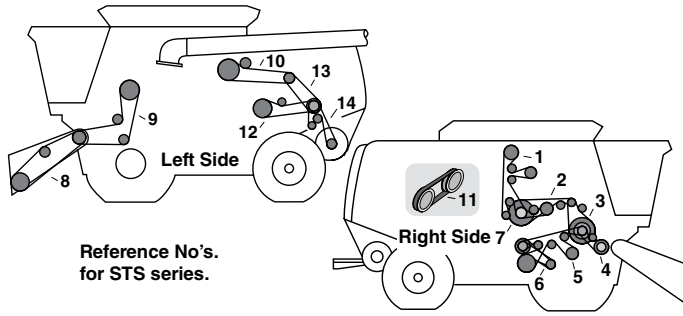


Reference No's. for STS series.

John Deere STS series Combines

Order No.	Fits Models - Replaces John Deere No.	SHOUP Savings Price
No. 1	Clean grain elevator.	
B00541	9560STS, 9570STS, 9650STS, 9660STS, 9670STS, 9750STS, 9760STS, 9860STS. H218645, H206738, H158512	121.95 ea.
B00586	9770STS, 9870STS. H223230	214.25 ea.
No. 2	Rear right hand jackshaft (except edible bean).	
B00542	9560STS, 9570STS, 9650STS, 9660STS, 9670STS, 9750STS, 9760STS, 9770STS, 9860STS, 9870STS. H154723	74.95 ea.
No. 3	Front right hand jackshaft (except edible bean).	
B00578	9560STS; 9570STS to s/n 740200. AH202773	108.95 set
B00536	9570STS s/n 740201 & up. AXE13650	117.80 set
B00543	9650STS, 9660STS, 9670STS, 9750STS, 9760STS, 9770STS, 9860STS, 9870STS. Matched set. AH150678	104.95 set

John Deere Combines - Shoup Parts For (Cont.)



Reference No's.
for STS series.

John Deere STS series Combines (cont.)

Order No.	Fits Models - Replaces John Deere No.	SHOUP Savings Price
No. 4 Feed accelerator.		
B00544	Standard speed. 9560STS to s/n 715300, 9650STS ; 9660STS to s/n 715400, 9750STS ; 9760STS to s/n 715500; 9860STS to s/n 715600.	H204133, H209606, H221731 135.75 ea.
B00539	Standard speed. 9560STS s/n 715301 & up, 9570STS ; 9660STS s/n 715401 & up, 9670STS ; 9760STS s/n 715501 & up, 9770STS ; 9860STS s/n 715601 & up, 9870STS .	HXE95511 149.95 ea.
B00545	Slow speed. 9560STS , 9570STS , 9650STS , 9660STS , 9670STS , 9750STS , 9760STS , 9770STS , 9860STS , 9870STS .	H201821, H216026, H221732 124.50 ea.
B00546	High speed. 9660STS , 9670STS , 9760STS , 9770STS , 9860STS ; 9870STS to s/n 730100.	H216027, H221733 138.90 ea.
B00598	High speed. 9870STS s/n 730101 & up.	HXE54503 159.95 ea.
No. 5 Shoe fan and conveyor auger.		
B00547	9560STS , 9570STS , 9650STS , 9660STS , 9670STS , 9750STS , 9760STS , 9770STS , 9860STS , 9870STS .	HXE82335, H175587 149.95 ea.
No. 6 Cleaning fan.		
B00548	9650STS , 9750STS .	H165072 75.50 ea.
B00549	Standard speed. 9560STS , 9660STS , 9760STS , 9860STS .	H206048 74.25 ea.
B00588	Standard speed. 9570STS , 9670STS , 9770STS , 9870STS .	H230909 78.95 ea.
B00550	Slow speed. 9560STS , 9660STS , 9760STS , 9860STS .	H211601 78.20 ea.
B00589	Slow speed. 9570STS , 9670STS , 9770STS , 9870STS .	H215389 74.95 ea.
No. 7 Tailings auger and elevator (except edible bean).		
B00551	9560STS , 9570STS , 9650STS , 9660STS , 9670STS , 9750STS , 9760STS , 9770STS , 9860STS , 9870STS .	H154731 38.25 ea.
No. 8 Standard feeder house variable drive.		
B00552	1-1/2" wide. 9650STS to s/n 700500; 9750STS to s/n 700600.	H157732 208.25 ea.
B00553	1-1/2" wide. 9650STS s/n 700501 & up; 9750STS s/n 700601 & up.	H205169 206.95 ea.
B00554	1-1/2" wide. 9560STS , 9570STS , 9660STS .	H201334 202.40 ea.
No. 8 Hi-capacity feeder house variable drive.		
B00556	1-3/4" wide. 9560STS , 9570STS , 9650STS , 9660STS , 9670STS , 9750STS , 9760STS , 9770STS , 9860STS .	H218726 289.95 ea.
No. 8 Extra heavy duty feeder house variable drive.		
B00587	2-1/8" wide. 9660STS , 9670STS , 9760STS , 9770STS , 9860STS .	HXE45928, H220911 359.95 ea.
No. 8 Multi-speed feeder house drive.		
B00582	9670STS , 9770STS , 9870STS .	H229019 287.80 ea.
No. 9 Header & reel pump with standard & fixed speed drive.		
B00559	1-1/4" v-belt. 9560STS ; 9570STS to s/n 740200.	H126345 118.80 ea.
B00501	1-1/4" v-belt. 9570STS s/n 740201 & up.	HXE16928 177.75 ea.
B00561	1-1/4" v-belt. 9650STS , 9660STS , 9670STS , 9750STS , 9760STS , 9770STS , 9860STS .	H156796 148.95 ea.

John Deere STS series Combines (cont.)

Order No.	Fits Models - Replaces John Deere No.	SHOUP Savings Price
No. 9 Header & reel pump with hi-capacity feeder house.		
B00562	1-15/16" dual band. 9560STS ; 9570STS to s/n 740200.	H209507 232.75 ea.
B00502	1-15/16" dual band. 9570STS s/n 740201 & up.	HXE16927 187.60 ea.
B00563	1-15/16" dual band. 9650STS , 9660STS , 9670STS , 9750STS , 9760STS , 9770STS , 9860STS , 9870STS .	HXE95935 239.75 ea.
No. 9 Header & reel pump with multi-speed feeder house.		
B00591	3 band, 3" wide. 9670STS , 9770STS , 9870STS .	H229018 309.95 ea.
No. 10 Unloading auger. Matched set.		
B00564	9560STS , 9570STS , 9650STS , 9660STS , 9670STS , 9750STS , 9760STS , 9770STS , 9860STS , 9870STS .	AH160080 87.30 set
No. 11 Rotor drive variable speed.		
B00593	9560STS , 9570STS , 9650STS , 9660STS , 9670STS , 9750STS , 9760STS .	HXE46027, H221498, H169449 445.75 ea.
B00567	9860STS to s/n 705797.	H207851 724.95 ea.
B00568	9860STS s/n 705798 & up, 9770STS , 9870STS .	HXE63990 629.90 ea.
No. 12 Discharge beater.		
B00571	9560STS , 9570STS , 9650STS , 9660STS , 9750STS , 9760STS , 9860STS ; 9670STS , 9770STS , 9870STS USA models only.	H219182, H168301 69.50 ea.
No. 13 Countershaft, discharge beater and chopper.		
B00572	Dual band. 9560STS , 9570STS , 9650STS , 9660STS , 9750STS , 9760STS , 9860STS .	H157514, HXE15671 105.95 ea.
B00573	3 band. 9860STS with standard 68 blade chopper.	H201596 189.50 ea.
B00579	3 band. 9860STS with extra fine cut 120 blade chopper.	H225035 218.60 ea.
B00594	1-7/8" dual band. 9670STS , 9770STS , 9870STS with standard duty chopper.	H223385, HXE10556 149.95 ea.
B00596	3 band, 2-15/16" wide. 9670STS , 9770STS , 9870STS with heavy duty chopper.	H223384, HXE10501 226.75 ea.
No. 14 Straw chopper.		
B00574	9650STS to s/n 700500; 9750STS to s/n 700600.	H157523, H201571 116.60 ea.
B00576	9560STS , 9570STS ; 9650STS s/n 700501 & up, 9660STS ; 9750STS s/n 700601 & up, 9760STS .	H235564 139.95 ea.
B00581	9860STS with standard 68 blade chopper.	H220747 203.70 ea.
B00577	9860STS with extra fine cut 120 blade chopper.	H217352 249.95 ea.
B00599	9670STS .	H232997 119.95 ea.
B00597	9770STS , 9870STS .	H223212 163.10 ea.

Combine Caddie

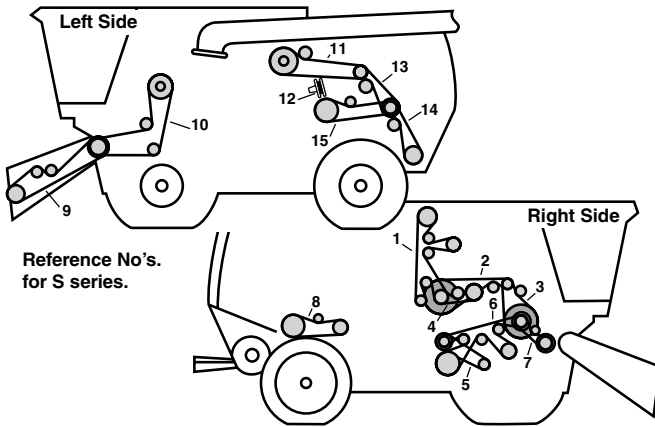


- Black poly construction.
- One well for beverage container.
- Single compartment for small notebooks.

CC5 versatile design allows for mounting in almost any convenient location. CC9 includes steel mounting bracket.

Order No.	Fits Models - Replaces John Deere No.	SHOUP Savings Price
CC5	6620 , 7720 , 8820 .	25.95 ea.
CC9	9400 , 9410 , 9450 , 9500 , 9500SH , 9510 , 9510SH , 9550 , 9550SH , 9560 , 9560SH , 9600 , 9610 , 9650 , 9650CTS , 9660 , 9660CTS , CTS , CTSII .	35.95 ea.

Agri-Torque® Combine Belts



John Deere S series Combines

Order No.	Fits Models - Replaces John Deere No.	SHOUP Savings Price
No. 1 Clean grain elevator.		
B00541	S550, S660, S760.	H218645 121.95 ea.
B00586	1-1/4" v-belt. S670, S680, S690, S770, S780.	H223230 214.25 ea.
B00534	1-3/8" dual band. S690, S790.	HXE20763 212.75 ea.
No. 2 Rear right jackshaft.		
B00542	S550, S660, S670, S680, S690, S760, S770, S780, S790.	H154723 74.95 ea.
No. 3 Front right jackshaft.		
B00536	S550. Matched set.	AXE13650 117.80 set
B00543	S660, S670, S680, S690 to s/n 785000. Matched set.	AH150678 104.95 set
B00584	S660, S670, S680, S690 s/n 785001 & up; S760, S770, S780, S790.	HXE88564 169.95 ea.
No. 4 Tailings elevator drive.		
B00551	S550, S660, S670, S760, S770.	H154731 38.25 ea.
B00537	S680, S690, S780, S790.	H240895 72.95 ea.
No. 5 Cleaning fan drive.		
B00538	S550, S660, S670, S680, S690 to s/n 785000.	HXE15594 93.50 ea.
B00601	S660, S670, S680, S690 s/n 785001 & up; S760, S770, S780, S790.	HXE99294 93.95 ea.
No. 6 Shoe conveyor auger drive.		
B00547	S550, S660, S670, S680, S690 to s/n 785000.	H175587 149.95 ea.
B00602	S660, S670, S680, S690 s/n 785001 & up; S760, S770, S780, S790.	HXE102288 452.90 ea.
No. 7 Feed accelerator.		
B00539	Standard speed. S550, S660, S670, S680, S690, S760, S770, S780, S790.	HXE95511 149.95 ea.
B00545	Slow speed. S550, S660, S670, S680, S690, S760, S770, S780, S790.	H221732 124.50 ea.
B00598	High speed. S660, S670, S680, S690, S760, S770, S780, S790.	HXE54503 159.95 ea.
No. 8 Overshot beater drive.		
B00537	S670, S680, S690, S770, S780, S790.	H240895 72.95 ea.

John Deere S series Combines (cont.)

Order No.	Fits Models - Replaces John Deere No.	SHOUP Savings Price
No. 9 Feeder House drive.		
B00556	Heavy duty variable drive, 1-3/4" v-belt. S550, S660, S760.	H218726 289.95 ea.
B00587	High torque variable drive, manual header tilt, 2-1/8" v-belt. S660, S670, S760, S770.	HXE45928 359.95 ea.
B00603	High torque variable drive, hydraulic header tilt, 2-1/8" v-belt. S660, S670, S760, S770.	HXE50399 449.95 ea.
B00582	5 speed drive, manual header tilt. 3 band, 3" wide. S670, S680, S690, S770, S780, S790.	H229019 287.80 ea.
B00583	5 speed drive, hydraulic header tilt. 3 band, 3" wide. S670, S680, S690, S770, S780, S790.	HXE47152 386.50 ea.
B00604	High torque fixed speed drive, manual header tilt. 1-7/8" dual band. S660, S670, S680, S690, S760, S770, S780, S790.	H174885 244.50 ea.
B00606	High torque fixed speed drive, hydraulic header tilt. 1-7/8" dual band. S660, S670, S680, S690, S760, S770, S780, S790.	HXE50398 456.90 ea.
No. 10 Feeder House front end drive.		
B00501	Standard, 1-1/4" v-belt. S550.	HXE16928 177.75 ea.
B00502	Heavy duty, dual-band. S550.	HXE16927 187.60 ea.
B00563	Heavy duty, 1-15/16" dual band. S660, S670, S680, S690, S760, S770, S780, S790.	HXE95935 239.75 ea.
B00591	5 speed, 3 band, 3" wide. S670, S680, S690, S770, S780, S790.	H229018 309.95 ea.
No. 11 Unloader drive. Matched set.		
B00564	S550, S660, S670, S760, S770.	AH160080 87.30 set
B00516	S680, S690, S780, S790.	AH233198 129.95 set
No. 12 Rotor drive.		
B00593	S550, S660, S760.	HXE46027 445.75 ea.
B00568	S670, S680, S690, S770, S780, S790.	HXE63990 629.90 ea.
No. 13 Straw chopper, upper.		
B00572	S550.	HXE15671 105.95 ea.
B00517	Fine cut, 44 knives, 3 band, 3" wide. S660, S670, S680, S690, S760, S770, S780, S790.	HXE124868 373.25 ea.
B00518	Extra fine cut, 100 knives, 3 band, 3" wide. S670.	H241000 237.90 ea.
B00519	Extra fine cut, 100 knives, 4 band, 4" wide. S680, S690.	H240888 349.95 ea.
No. 14 Straw chopper, lower.		
B00576	S550.	H235564, H204747 139.95 ea.
B00521	Fine cut, 44 knives, 2" dual-band. S660, S670, S680, S690, S760, S770, S780, S790.	HXE124869 348.20 ea.
B00522	Extra fine cut, 100 knives, 3 band, 3" wide. S660, S670, S680, S690.	H240974 236.50 ea.
B00523	Extra fine cut, 100 knives, 7/8" v-belt. S660, S670, S680, S690.	H240972 94.95 ea.
No. 15 Discharge beater drive.		
B00571	S550.	H219182 69.50 ea.
B00531	7/8" v-belt. S660, S760.	HXE15556 89.95 ea.
B00533	7/8" v-belt, matched set. S670, S680, S690.	AH236689 165.95 set
B00569	1-7/8" dual band. S670, S680, S690, S760, S770, S780, S790.	HXE124870 224.95 ea.

Bottom Step Support



Order No.	Description - Fits Models	Replaces JD No.	Price
SH236126	Bottom Step Support, 2 used. 5/16" black poly, 17-1/2" length, 6-1/4" width. 9400, 9410, 9450, 9500, 9500SH, 9510, 9510SH, 9550, 9550SH, 9560, 9560SH, 9560STS, 9570STS, 9600, 9610, 9650, 9650CTS, 9650STS, 9660, 9660CTS, 9660STS, 9670STS, 9750STS, 9760STS, 9770STS, 9860STS, 9870STS, CTS, CTSII.	H136126	37.25 ea.

Pre-Cut Chain



Order No.	Description - Fits Models	Replaces JD No.	SHOUP Savings Price
Feeder House Drive			
SH245029	9400, 9410, 9500, 9510, 9600, 9610.	AH145029	99.95 ea.
SH305015	9450, 9550, 9550SH, 9650, 9660.	AH205015	99.95 ea.
SH305013	9650STS, 9750STS.	AH205013	94.95 ea.
SH306862	9560STS, 9570STS, 9660STS, 9670STS, 9760STS, 9770STS, 9860STS, 9870STS with 22/26 tooth front sprocket.	AH206862	92.50 ea.
SH332566	9570STS, 9670STS, 9770STS, 9870STS with 26/32 tooth front sprocket.	AH232566	96.95 ea.
SH306701	9560STS, 9570STS, 9660STS, 9670STS, 9760STS, 9770STS, 9860STS, 9870STS with 26/38 tooth front sprocket.	AH206701	104.95 ea.
SH332566	S550, S650; S660, S670, S680, S690 to s/n 775000; also S760, S770, S780, S790 with manual header tilt.	AH232566	96.95 ea.
SH028813	S660, S670, S680, S690 s/n 775001 & up; also S760, S770, S780, S790 with hydraulic header tilt.	AXE28813	98.75 ea.

Unloading Cross Augers

SH226837	9400, 9410, 9500, 9500SH, 9510, 9510SH, 9600, 9610.	AH126837	79.95 ea.
SH257083	9450, 9550, 9550SH, 9560, 9560SH, 9650, 9660.	AH157083	104.95 ea.
SH244891	9560STS, 9570STS, 9650STS, 9750STS, S550, S650; also 9660STS, 9670STS, 9760STS, S660 with 7" dia. auger.	AH144891	126.95 ea.
SH053952	9770STS, 9860STS, 9870STS, S670, S760, S770; also 9660STS, 9670STS, 9760STS, S660 with 9-1/2" dia. auger.	AXE53952	129.95 ea.
SH259560	S680, S690, S780, S790.	AXE15956	239.95 ea.

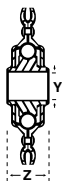
Upper and Lower Tailings Augers

SH226007	Upper 9400, 9410, 9450, 9500, 9500SH, 9510, 9510SH, 9550, 9550SH, 9560, 9560SH, 9600, 9610, 9650, 9660.	AH126007	41.95 ea.
SH226239	Lower 9550SH, 9560, 9560SH, 9600, 9610, 9650, 9660.	AH126239	18.95 ea.
SH33539	Upper 9560STS, 9570STS, 9650STS, 9660STS, 9670STS, 9750STS, 9760STS, 9770STS, 9860STS, 9870STS, S550; S650, S660, S670 to s/n 785000.	AE23539	19.95 ea.
SH65094	Upper S650, S660, S670 s/n 785001 & up; S760, S770.	AXE55094	20.75 ea.

Rethresher Drive

SH270530	S680, S690 to s/n 755000.	AXE17053	54.95 ea.
SH646190	S680, S690 s/n 755001 & up; S780, S790.	AXE54619	84.95 ea.

SHOUP® Replacement Sprocket Idlers



Order No.	Replaces JD No.	Chain Size	No. of Teeth	Bore Y	Width Z	SHOUP Savings Price
C5642	AH21440, AH87204, AH98176	50	17	1/2"	15/16"	22.75 ea.
C2437	AN15521	60/60H	15	5/8"	15/16"	24.75 ea.



FRS & GMRS 2-Way Radios



Midland® Radios are limited to sales within the USA.

For information and pricing see pg. 347.

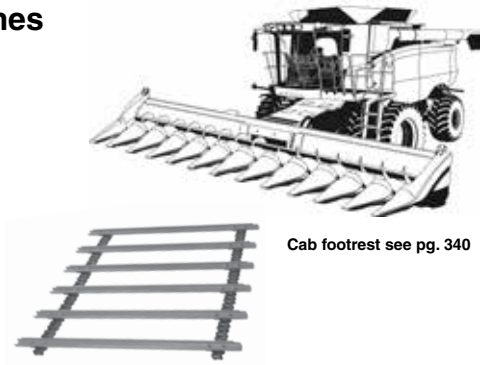
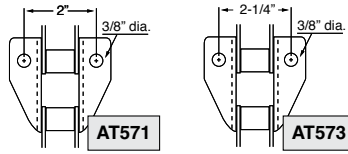
For radios that require GMRS license visit the FCC website to apply.

SHOUP® Replacement Parts for New Holland Combines

From Pages 339-345

Feeder House Chains

- Sold in complete sets only.
- Hardware to mount slats is included.
- Chains ship unassembled, ground freight.
- Assembled chains ship truck freight, call for pricing.



Fits Models	Attachment Link	Chain Size/ Pin type	No. of Slats/Chains	Order No.	Price	Order No.	Price
				Chain less slats		Chain with slats	
All TR Series, check slat quantity and attachment link style	AT571	557/chrome	32/3	FC1077	724.95	-	-
	AT573	557/chrome	30/3	FC1078	749.95	-	-
TR75, TR85 with 17-1/8" center to center spacing on sprockets; TR86, TR87, TR88, TR89; TR96 s/n 529779 & up; TR97, TR98, TR99	AT573	557/chrome	30/3	-	-	F1088	999.95
CR920, CR940, CR960, CR9040, CR9060, CR9065; Confirm no. of slats on CR6090, CR7090, CR8080, CR6.90, CR7.90	AT573	557/chrome	36/3	FC9400	849.95	F9400	1499.95
CR970	AT573	557/chrome	36/3	FC9400	849.95	F9800	1599.95
CR9070, CR9080 to s/n YBG114311	AT573	557/chrome	36/3	FC9400	849.95	F9800	1599.95
			54/4	FC8954	999.95	F8954	1799.95
CR9070, CR9080 s/n YBG114312 & up	AT573	557/chrome	36/3	FC9400	849.95	F9800	1599.95
			42/4	FC8942	1099.95	F8942	1799.95
CR8080, CR8090, CR9090, CR8.90, CR9.90 confirm no. of slats	AT573	557/chrome	42/4	FC8942	1099.95	F8942	1799.95

Chain Accessories



Order No.	Description	Chain Size	Mounting Hole Center to Center	For Bolt Size	SHOUP Savings Price
Attachment Links					
AT571	Attachment Connector	557	2"	3/8"	7.75 ea.
AT573	Attachment Connector	557	2-1/4"	3/8"	10.95 ea.
Connector Links					
CA557CL	Connector with S-pins	557			6.50 ea.
CA557CLTH	Connector with Locknuts	557			8.75 ea.
Offset Links					
CA557OL	Offset with S-pin	557			4.90 ea.
CA557OLTH	Offset with Locknut	557			7.50 ea.

Feeder House Slats



Order No.	Fits Models	Bolt Diameter	
Serrated Slats			
SL940	CR920, CR940, CR960, CR6090, CR7090, CR8080, CR9040, CR9060, CR9065, CR6.90, CR7.90. U slat. 20-1/8" overall length.	3/8"	18.95 ea.
SL970	CR970, CR9070, CR9080. U Slat. 25-1/4" overall length.	3/8"	24.95 ea.
SL890	CR8080, CR8090, CR9070, CR9080, CR9090, CR8.90, CR9.90. U Slat. 17-7/8" overall length.	3/8"	21.50 ea.
Mounting Hardware			
HB38X78NP	3/8" x 7/8" bolt with nylon patch.		.40 ea.
LWN38	3/8" lockwhiz nut.		.20 ea.



W.A. Johnson Feeder House Debris Deflector

- Debris and grain fall off the deflector and back into header.
- Prevents trash buildup on feeder house and around cylinders and sensor linkage on Field Tracker®.

- Less dust and debris reduces fire hazard in dry conditions, decreases corrosion and sensor damage caused by dust and moisture.
- Large magnets hold the 22 oz. poly material to the header. Quickly detaches for cleaning windows or changing headers.

Order No.	Fits Models - Specify make/model of combine and platform.	SHOUP Savings Price
66480	CR Series. Specify make/model of combine and platform.	379.00 kit

Clean Grain and Return Grain Elevator Chains

Rubber paddles bolted to heavy-duty roller chain using locknuts for quick and easy repairs or replacements.



Order No.	Fits Models	Replaces New Holland No.	SHOUP Savings Price
Clean Grain Elevator Chains			
SHNH-TR95G	TR70 s/n 215983 & up; TR75, TR85, TR86, TR87, TR88, TR89, TR95, TR96, TR97, TR98.	782440	245.75 ea.
SHNH-TR99G	TR99.	86570955	249.95 ea.
SHNH-CR960G	CR6.90, CR7.90, CR8.90, CR9.90, CR920, CR940, CR960, CR970, CR980, CR6090, CR7090, CR8080, CR8090, CR9040, CR9060, CR9065, CR9070, CR9080, CR9090, CX8.80, CX8.90, CX840, CX860, CX880, CX8070, CX8080. 37 paddles riveted to steel plates.	47949285	539.95 ea.
Return Grain Elevator Chains			
SHNH-TR70R	TR70, TR75, TR85, TR86, TR87, TR88.	248044	279.95 ea.
SHNH-TR95R	TR95, TR96, TR97, TR98.	704250	254.95 ea.
SHNH-TR89R	TR89, TR99.	86566114	259.95 ea.

Replacement Sprockets for Clean Grain and Return Elevator Chains



Elevator Sprockets

Order No.	No. Teeth	Bore	SHOUP Savings Price
SH784744	9	1" rd.	65.95 ea.
SH773824	9	1-1/8" rd.	65.95 ea.
SH865666	9	1-3/8" rd.	65.95 ea.

Cross Reference

Model No.	Clean Grain Upper	Clean Grain Lower	Return Upper	Return Lower
TR70, TR75, TR85.	SH784744	SH773824 ¹	SH784744	SH784744
TR86, TR87, TR88.	SH784744	SH865666 ²	SH784744	SH865666 ³
TR89, TR99.	SH865666	SH865666	SH784744	SH865666
TR95, TR96, TR97.	SH773824	SH865666 ²	SH784744	SH865666 ²
TR98.	SH865666 ²	SH865666 ²	SH784744	SH865666 ²

¹ Check shaft dia.; 1" use SH784744, 1-1/8" use SH773824.

² TR86, TR87, TR95, TR96, TR97, TR98 check shaft dia.; 1-1/8" use SH773824, 1-3/8" use SH865666.

³ TR87 check shaft dia.; 1" use SH784744, 1-3/8" use SH865666.

Auger Trough Repair Kit



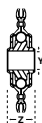
Vertical Unloading Auger Tube Liner see pg. 304

- All kits include: 14 gauge stainless steel repair panels for both front and rear auger troughs, bolts and instructions.
- Split design for easy installation, covers entire width of the grain tank.

Order No.	Fits Models	SHOUP Savings Price
SH7068	CR920, CR940, CR960, CR970, CR980, CR9040, CR9060, CR9065, CR9070, CR9080, CR9090.	849.00 kit



SHOUP® Replacement Sprocket Idlers



Order No.	Replaces NH No.	Chain Size	No. of Teeth	Bore Y	Width Z	SHOUP Savings Price
C6305	103244	50	17	5/8"	15/16"	18.50 ea.
C1671	165271	60/60H	15	1/2"	15/16"	22.50 ea.

Cab Footrests



SH46683

- Easily installed using existing mounting bolts.
- Heavy duty steel construction.
- Increases cab comfort for hours of sitting.

Order No.	Fits Models	SHOUP Savings Price
SH46683	CR9040, CR9060, CR9065, CR9070, CR9080.	99.95 ea.



Unloading Auger Elbow

Order No.	Description - Fits Models	Replaces New Holland No.	SHOUP Savings Price
SH26362	Unloading Auger Elbow. CR920, CR940, CR960, CR970, CR980 s/n HAJ100301 & up; CR6090, CR7090, CR8080, CR8090* , CR9040, CR9060, CR9065; CR9070, CR9080, CR9090* except elevation & track models; CR6.80, CR7.90* .	84126362	1849.00 ea.

*Will not replace cast elbow.




Unloading Auger Gear Boxes

Order No.	Description - Fits Models	Replaces New Holland No.	SHOUP Savings Price
SH87084	Upper Unloading Gear Box. CR920, CR940, CR960, CR970, CR980, CR6090, CR7090, CR8080, CR9040, CR9060, CR9065, CR9070, CR9080, CR6.80, CR6.90, CR7.90; CR8090, CR9090 with standard rate auger.	87331084	929.00 ea.

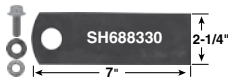


SH84052	Lower Unloading Gear Box. CR920, CR940, CR960, CR970, CR980, CR6090, CR7090, CR8080, CR9040, CR9060, CR9065, CR9070, CR9080, CR6.80, CR6.90, CR7.90; CR8090, CR9090 with standard rate auger.	84320052	1059.00 ea.
---------	--	----------	-------------



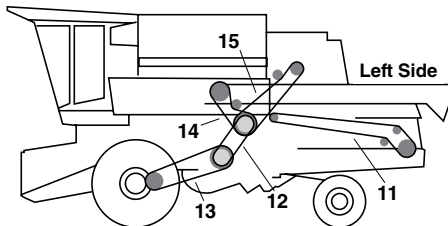
Straw Chopper Knives

Order No.	Description - Fits Models	Replaces New Holland No.	SHOUP Savings Price
SH71310	Knife Kit; (3) knives, (3) bolts, (3) bushings, (3) lock nuts. TR70, TR75, TR85; TR95 to s/n 501600.	277056	28.95 kit

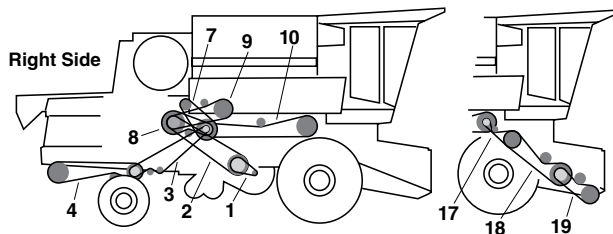


SH688330	Knife Kit; (3) smooth edge knives, (3) bushings, (3) bolts, (3) lock nuts. TR86, TR87, TR88; TR95 s/n 501601 & up; TR96; TR97 to s/n 555803.	688331	34.95 kit
----------	--	--------	-----------

Replacement Agri-Torque® Combine Belts for New Holland Combines



Reference No.'s for TR75, TR85.



New Holland TR75, TR85

Order No.	Fits Models - Replaces New Holland No.	SHOUP Savings Price
No. 1	Cleaning fan.	
B02800	TR75, TR85. Standard. 58" long.	792809 69.75 ea.
B02805	TR75, TR85. Slow down. 46" long.	624398 58.25 ea.
No. 2	Shaker shoe drive.	
B02810	TR75, TR85.	785415 132.65 ea.
No. 3	Straw chopper front drive.	
B02815	TR75, TR85.	87041732 64.25 ea.

New Holland TR75, TR85 (cont.)

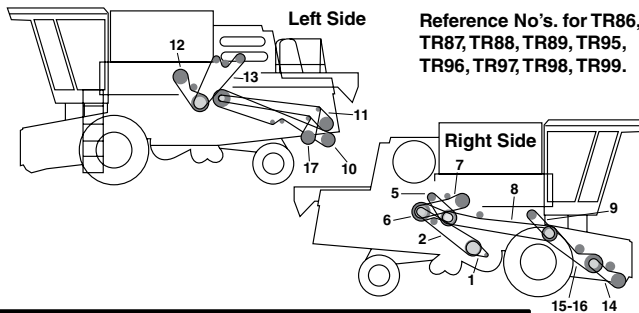
Order No.	Fits Models - Replaces New Holland No.	SHOUP Savings Price
No. 4	Straw chopper rear drive.	
B02820	TR75, TR85.	1276589C1 79.95 ea.
No. 7	Rotor vari-drive.	
B02850	TR75 to s/n 304699; TR85 to s/n 307999. 90.2" long.	717700 204.95 ea.
B02855	TR75 to s/n 304699; TR85 to s/n 307999. 94.5" long. For high speed rotor used primarily on small grain.	637782 175.95 ea.
B02860	TR75 s/n 304700 & up; TR85 s/n 308000 & up. 91.5" long.	86518570, 640143 193.60 ea.
B02865	TR75 s/n 304700 & up; TR85 s/n 308000 & up. 96" long. For high speed rotor used primarily on small grain.	86518571, 637783 291.50 ea.
No. 8	Discharge beater.	
B02870	TR75, TR85.	577900 42.95 ea.
No. 9	Clean grain elevator drive.	
B00775	TR75, TR85.	191288C2 51.95 ea.
No. 10	Header drive.	
B02880	TR75 to s/n 403276; TR85 to s/n 404264. 246980	147.80 ea.
B02885	TR75 s/n 403301 & up; TR85 s/n 404301 & up.	682008 201.50 ea.
No. 11	Straw spreader drive.	
B02890	TR75, TR85.	230143 49.95 ea.
No. 11	Straw chopper beater drive.	
B02895	TR75, TR85.	246727 49.70 ea.

New Holland Combines - Shoup Parts For (Cont.)

New Holland TR75, TR85 (cont.)

Reference drawing see pg. 341.

Order No.	Fits Models - Replaces New Holland No.	SHOUP Savings Price
No. 12 Traction drive, upper.		
B02850	Standard vari-drive. TR75 to s/n 304739; TR85 to s/n 308085.	204.95 ea.
B02900	Standard vari-drive. TR75 s/n 304740 & up; TR85 s/n 308086 & up.	254093 259.50 ea.
B02905	Hydro. Set of 3. TR75 to s/n 403000; TR85 to s/n 310400.	716416 149.40 set
No. 13 Traction drive, lower.		
B02910	Standard vari-drive. TR75, TR85.	636645 344.95 ea.
B02915	Hydro. Set of 3. TR75 to s/n 304739; TR85 to s/n 308085.	716414 152.50 set
B02920	Hydro. Set of 3. TR75 s/n 304740 to 403000; TR85 s/n 308086 to 310400.	635042 118.85 set
No. 14 Unloading auger drive.		
B02925	TR75, TR85.	247782 50.40 ea.
No. 15 Main shaft drive.		
B02930	TR75 to s/n 403000.	576771 182.35 ea.
B02935	TR85 to s/n 310400.	246978 209.95 ea.
B02945	Hydro traction. TR75 s/n 403001 & up; TR85 s/n 310401 & up. 163.5" long.	788803 275.95 ea.
B02940	Standard traction. TR75 s/n 403001 & up; TR85 s/n 310401 & up. 128.5" long.	795009 209.30 ea.
No. 17 Feeder drive.		
B02955	Set of 3. TR75 to s/n 403275; TR85 to s/n 404264.	620944 104.95 set
No. 18 Feeder drive.		
B02965	Variable speed. Single v-belt. TR75 s/n 304700 & up; TR85 s/n 307800 & up.	630010, 849514 283.40 ea.
B02960	Fixed speed. Set of 2. TR75 s/n 304700 & up; TR85 s/n 307800 & up.	621367 94.50 pr.
No. 19 Feeder drive.		
B02970	Set of 5. TR75 s/n 304740 to 403275; TR85 s/n 308000 to 404264.	632890 116.95 set
B02975	5 band belt. TR75 s/n 403301 & up; TR85 s/n 404301 & up.	699268 278.20 ea.



Reference No.'s. for TR86, TR87, TR88, TR89, TR95, TR96, TR97, TR98, TR99.

New Holland TR86, TR87, TR88, TR89, TR95, TR96, TR97, TR98, TR99

Order No.	Fits Models - Replaces New Holland No.	SHOUP Savings Price
No. 1 Cleaning fan drive.		
B02800	Std. TR86, TR87, TR88. 1-1/4" v-belt.	792809 69.75 ea.
B02805	Slow down. TR86, TR87, TR88. 1" v-belt.	624398 58.25 ea.
B03125	Intermediate speed. TR89, TR95, TR96, TR97, TR98, TR99. 61.6" long.	80773300 58.75 ea.
B03135	High speed. TR89, TR95, TR96, TR97, TR98, TR99. 69.5" long.	792811 65.95 ea.
No. 2 Shaker shoe drive.		
B02810	TR86, TR87, TR88.	785415 132.65 ea.
B03140	TR89, TR95, TR96, TR97, TR98, TR99. 80774747	98.95 ea.

New Holland TR86, TR87, TR88, TR89, TR95, TR96, TR97, TR98, TR99 (cont.)

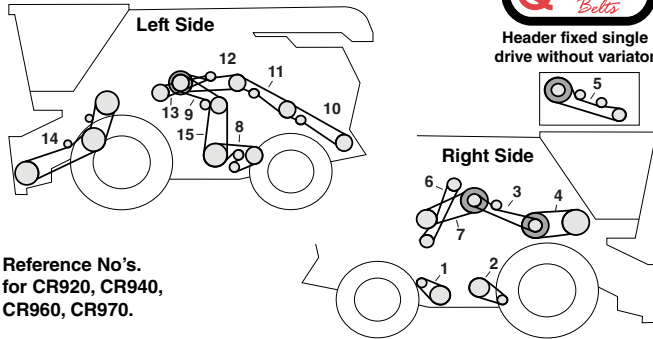
Order No.	Fits Models - Replaces New Holland No.	SHOUP Savings Price
No. 5 Rotor vari-drive.		
B02860	Standard speed. TR86, TR87, TR88. 91.5" long.	86518570 193.60 ea.
B03265	Standard speed. TR95 to s/n 501850. 95.75" long.	787583 319.95 ea.
B03160	Standard speed. TR89; TR95 s/n 501851 & up, TR96, TR97, TR98, TR99. 90.6" long.	86518568, 86610858 364.95 ea.
B03165	High speed, used primarily on small grain. TR89; TR95 s/n 501851 & up, TR96, TR97, TR98, TR99. 93.125" long.	86610859 374.95 ea.
No. 6 Discharge beater.		
B02985	TR86, TR87, TR88.	86520043 76.50 ea.
B03310	TR89, TR95, TR96, TR97, TR98, TR99.	86615142 72.50 ea.
No. 7 Clean grain elevator drive.		
B00775	TR86, TR87, TR88.	191288C2 51.95 ea.
B03175	Single v-belt. TR95, TR96, TR97, TR98.	84817621 56.95 ea.
B03180	Dual band v-belt. TR89, TR96, TR97, TR98, TR99.	9604713 91.50 ea.
No. 8 Header drive.		
B02885	1-1/4" v-belt. TR86, TR87, TR88, TR89, TR96, TR97, TR98, TR99.	86537318 201.50 ea.
B02880	TR95.	246980 147.80 ea.
B03250	1-3/4" dual band. TR99.	86571938 224.95 ea.
No. 9 Hydraulic reel pump drive.		
B02990	TR86, TR87, TR89, TR96, TR97, TR98, TR99.	9609607 19.95 ea.
B03230	TR88.	244025 19.95 ea.
No. 10 Straw chopper drive.		
B02995	Dual band. TR86, TR87, TR88, TR89, TR95, TR96; TR97 to s/n 557403; TR98 to s/n 563258.	86547070 143.95 ea.
B02996	3 band. TR97 s/n 557403 & up; TR98 s/n 563259 & up, TR99.	86547809 274.95 ea.
No. 11 Straw spreader drive.		
B02890	TR86, TR87, TR88.	230143 49.95 ea.
B03185	TR89, TR95, TR96, TR97, TR98, TR99.	80618040 77.90 ea.
No. 12 Unloading auger drive.		
B03100	TR86, TR87, TR88.	694982 65.30 ea.
B03190	TR89, TR95, TR96, TR97, TR98, TR99.	87020184 55.95 ea.
No. 13 Main shaft drive with hydro.		
B02945	TR86 to s/n 527530.	788803 275.95 ea.
B03105	TR86 s/n 527531 & up; TR87 to s/n 556480.	797978 307.70 ea.
B03275	TR95 to s/n 501850.	795008 369.95 ea.
B03195	TR95 s/n 501851 & up; TR96 to s/n 528155.	649035 428.30 ea.
B03200	TR96 s/n 528156 & up, TR97.	797979 432.50 ea.
B03210	TR89, TR98, TR99.	86514163 409.50 ea.
Not Illustrated Feeder drive, top.		
B02955	Set of 3. TR95.	620944 104.95 set
No. 14 Feeder drive.		
B02975	5 band belt. TR86 s/n 529739 & up, TR87, TR88, TR89, TR96, TR97, TR98, TR99.	699268 278.20 ea.
B02970	Stone roll. Set of 5. TR95.	632890 116.95 set
No. 15 Feeder drive, fixed speed.		
B02960	Set of 2. TR86, TR87, TR95; TR96 to s/n 529778, TR97.	621367 94.50 pr.
B03115	3 band belt. TR86, TR88, TR89; TR96 s/n 529779 & up, TR98, TR99.	9613963 204.95 ea.
B03255	4 band belt. TR89, TR99.	86537319 219.40 ea.

New Holland TR86, TR87, TR88, TR89, TR95, TR96, TR97, TR98, TR99 (cont.)

Reference drawing see pg. 342.

Order No.	Fits Models - Replaces New Holland No.	SHOUP Savings Price
No. 16	Feeder drive, vari-speed.	
B02965	Single v-belt. TR86, TR87, TR88, TR95; TR96 to s/n 528560.	849514 283.40 ea.
B03205	Single v-belt. TR89; TR96 s/n 528561 & up, TR97, TR98, TR99.	86610860, 9601511 289.50 ea.
No. 17	Straw chopper infeed drum drive.	
B02890	TR95, TR96, TR97.	230143 49.95 ea.

Agri-Torque® Combine Belts



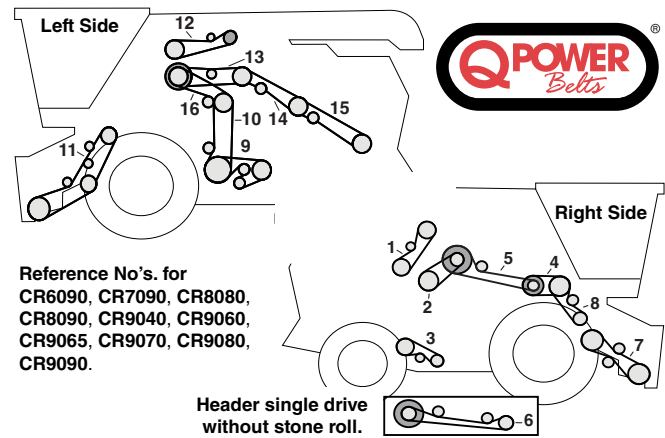
New Holland CR920, CR940, CR960, CR970

Order No.	Fits Models - Replaces New Holland No.	SHOUP Savings Price
No. 1	Tailing drive, right side. Set of 2.	
B03318	CR960, CR970.	84332132 38.25 pr.
No. 2	Cleaning fan drive.	
B03357	Self leveling shoe. CR920, CR940, CR960, CR970.	84817627 101.25 ea.
B03350	Fixed shoe. CR920, CR940, CR960, CR970.	919739 375.00 ea.
No. 3	Primary header drive with variator.	
B00915	3 band. CR920, CR940, CR960, CR970. 1330499C1	167.95 ea.
No. 4	Secondary header drive with variator.	
B03324	V-belt. CR920, CR940, CR960, CR970. 87583907	545.95 ea.
No. 5	Header fixed single drive without variator.	
B03348	3 band. CR920, CR940, CR960, CR970. 86589482	224.95 ea.
No. 6	Clean grain elevator drive.	
B03351	CR920, CR940, CR960, CR970.	86595191 44.95 ea.
No. 7	Rotor drive. (confirm number on belt)	
B03316	Standard speed. CR920, CR940, CR960. 115-7/8" long with 16-3/4" sheaves.	87053803 575.00 ea.
B03317	High speed, High performance. CR920, CR940, CR960. 118" long with 18-5/16" drive sheaves.	47805218, 87676816, 87053804 645.95 ea.
B03352	Standard speed. CR970. 113" long with 16-3/4" sheaves.	87053805 575.95 ea.
B03316	High speed, High performance. CR970. 115-7/8" long with 18-5/16" drive sheaves.	87053803 575.00 ea.
No. 8	Tailings drive, left side. Set of 2.	
B03353	Standard cleaning. CR920, CR940, CR960, CR970. 79-7/8" long.	84332126 47.50 pr.
B03328	Enhanced cleaning. CR920, CR940, CR960, CR970. 81-7/8" long.	84353448 68.50 pr.

New Holland CR920, CR940, CR960, CR970 (cont.)

Order No.	Fits Models - Replaces New Holland No.	SHOUP Savings Price
No. 9	Beater drive.	
B03346	CR920, CR940, CR960, CR970.	87580099 105.95 ea.
No. 10	Chopper drive, rear.	
B03354	CR920, CR940, CR960, CR970 to s/n HAJ101500.	84320963 139.95 ea.
B03335	CR920, CR940, CR960, CR970 s/n HAJ101501 & up.	87580100 103.75 ea.
No. 11	Chopper drive, front.	
B03354	CR920, CR940, CR960, CR970 to s/n HAJ101500.	84320963 139.95 ea.
B03335	CR920, CR940, CR960, CR970 s/n HAJ101501 & up.	87580100 103.75 ea.
No. 12	Main drive.	
B03356	CR920, CR940, CR960, CR970.	80743877 189.95 ea.
No. 13	Unloader drive.	
B01230	CR920, CR940, CR960, CR970.	87011585 104.95 ea.
No. 14	Feeder drive, left side.	
B03349	CR920, CR940, CR960, CR970.	84072421 349.95 ea.
No. 15	Shaker shoe drive.	
B03345	Standard cleaning. CR920, CR940, CR960, CR970 with 11-5/8" top pulley.	86566287 67.50 ea.
B03329	Enhanced cleaning. CR920, CR940, CR960, CR970 with 10-3/8" top pulley.	87315599 50.50 ea.

Agri-Torque® Combine Belts



New Holland CR6090, CR7090, CR8080, CR8090, CR9040, CR9060, CR9065, CR9070, CR9080, CR9090

Order No.	Fits Models - Replaces New Holland No.	SHOUP Savings Price
No. 1	Clean grain elevator drive.	
B03315	CR6090, CR7090, CR8080, CR8090, CR9040, CR9060, CR9065, CR9070, CR9080, CR9090.	84137965, 87319821 124.95 ea.
No. 2	Rotor drive.	
B03316	CR8090, CR9070, CR9080, CR9090.	47837780 575.00 ea.
B03317	CR6090, CR7090, CR8080, CR9040, CR9060, CR9065.	47805218 645.95 ea.

New Holland CR6090, CR7090, CR8080, CR8090, CR9040, CR9060, CR9065, CR9070, CR9080, CR9090 (cont.)

Reference drawing see pg. 343.

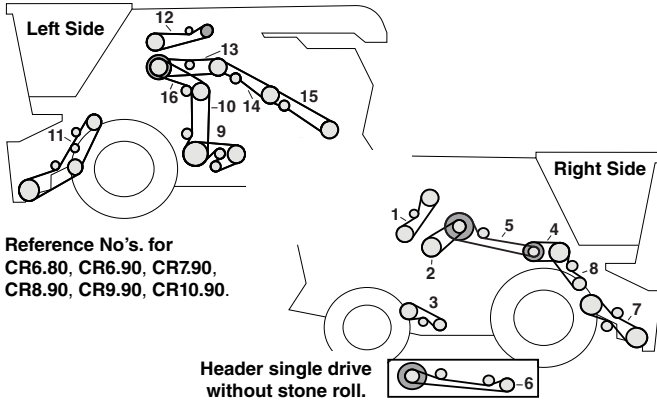
Order No.	Fits Models - Replaces New Holland No.	SHOUP Savings Price
No. 3	Tailings drive, right side. Set of 2.	
B03318	CR7090, CR8080, CR8090, CR9040, CR9060, CR9065, CR9070, CR9080, CR9090. 84332132	38.25 pr.
No. 4	Primary header drive with variator. (confirm number on belt)	
B00915	CR9040, CR9060, CR9070 to s/n 111000. 1330499C1, 86729163	167.95 ea.
B03347	CR9040, CR9060, CR9065, CR9070 s/n 111001 & up; CR9080. 87583899	204.95 ea.
B03319	CR6090, CR7090, CR8080, CR8090, CR9090 to s/n 115305 w/electric ASP™ or without a stone roll. 84298895	212.95 ea.
B03321	CR6090, CR7090, CR8080, CR8090, CR9090 s/n 115306 to 118500 w/electric ASP™ or without a stone roll. 84589013	249.95 ea.
B03320	CR6090, CR7090, CR8080, CR8090, CR9090 s/n 118501 & up w/electric ASP™ or without Dynamic Feed Roll™. 84589012	319.95 ea.
B00320	CR6090, CR7090, CR8080, CR8090, CR9090 w/stone roll or Dynamic Feed Roll™. 84589012	319.95 ea.
No. 4	Primary header drive without variator.	
B03319	CR8090, CR9090 to s/n 115305 w/stone roll. 84298895	212.95 ea.
B03321	CR6090, CR7090, CR8080, CR8090, CR9090 s/n 115306 & up w/stone roll or Dynamic Feed Roll™. 84589013	249.95 ea.
No. 5	Secondary header drive with variator. (confirm number on belt)	
B03324	V-Belt. CR9040, CR9060, CR9065, CR9070, CR9080; CR6090, CR7090, CR8080, CR8090, CR9090 to s/n 118500 w/electric ASP™ or without a stone roll. 87583907, 86596143	545.95 ea.
B03325	V-Belt. CR6090, CR7090, CR8080, CR8090, CR9090 s/n 118501 & up w/electric ASP™ or without Dynamic Feed Roll™. 47487792, 84582480	539.00 ea.
B03325	V-Belt. CR6090, CR7090, CR8080, CR8090, CR9090 w/stone roll or Dynamic Feed Roll™. 47487792, 84582480	539.00 ea.
No. 5	Secondary header drive without variator.	
B03326	3 band. CR6090, CR7090, CR8080, CR8090, CR9090 w/stone roll or Dynamic Feed Roll™. 84398996	165.50 ea.
No. 6	Header single drive without stone roll.	
B03348	3 band. CR9040, CR9060, CR9070, CR9080. 86589482	224.95 ea.
B03322	3 band. CR6090, CR7090, CR8080, CR8090, CR9090. 84352808, 47441074	269.50 ea.
B03323	Dual band. CR6090, CR7090, CR8080, CR8090, CR9080, CR9090. 84352807, 47452756	179.50 ea.
No. 7	Feeder drive, right side.	
B03327	CR6090, CR7090, CR8080, CR8090, CR9080, CR9090 w/electric ASP™ without stone roll. 84254480	176.95 ea.
B03342	CR6090, CR7090, CR8080, CR8090, CR9090 s/n 118501 & up w/stone roll or Dynamic Feed Roll™. 84582506	184.25 ea.

New Holland CR6090, CR7090, CR8080, CR8090, CR9040, CR9060, CR9065, CR9070, CR9080, CR9090 (cont.)

Reference drawing see pg. 343.

Order No.	Fits Models - Replaces New Holland No.	SHOUP Savings Price
No. 8	Stone roll.	
B03339	Low speed. CR6090, CR7090, CR8080, CR8090, CR9090. 115" long. 84398998	219.50 ea.
B03340	High or dual speed. CR6090, CR7090, CR8080, CR8090, CR9090. 102-3/4" long. 47434574, 84398997	179.95 ea.
No. 9	Tailings drive, left side. Set of 2.	
B03328	CR6090, CR7090, CR8080, CR8090, CR9040, CR9060, CR9065, CR9070, CR9080, CR9090. 84353448	68.50 pr.
No. 10	Shaker shoe drive.	
B03329	CR6090, CR7090, CR8080, CR8090, CR9040, CR9060, CR9065, CR9070, CR9080, CR9090. 87315599	50.50 ea.
No. 11	Feeder drive, left side. (confirm number on belt)	
B03349	4 band. CR9040; CR9060 w/standard speed drive (16" lower pulley). 84072421	349.95 ea.
B03330	4 band. CR9060 w/speed-up drive; CR9065, CR9070 (18-5/16" lower pulley). 87545653	495.00 ea.
B03330	4 band. CR6090, CR7090, CR8080, CR8090, CR9080, CR9090 without stone roll. 87545653	495.00 ea.
B03332	4 band. CR8090, CR9080, CR9090 to s/n 118500 w/stone roll. 84394081	612.95 ea.
B03341	4 band. CR6090, CR7090, CR8080, CR8090, CR9090 s/n 118501 & up w/Dynamic Feed Roll™. 84582509	549.00 ea.
B03331	Dual band. CR6090, CR7090, CR8080, CR8090, CR9080, CR9090. 84274885	299.00 ea.
No. 12	Unloader drive.	
B01230	Dual band. CR6090, CR7090, CR8080, CR8090, CR9040, CR9060, CR9065, CR9070, CR9080, CR9090. 87011585	104.95 ea.
B03333	3 band. CR8090, CR9090. 47451475	179.50 ea.
No. 13	Main drive.	
B03356	4 band. CR9040; CR9060, CR9070 standard speed. 80743877, 87580097	189.95 ea.
B03334	5 band. CR9060, CR9070 high speed; CR6090, CR7090, CR8080, CR8090, CR9065, CR9080, CR9090. 87545651	229.25 ea.
No. 14	Chopper drive, front.	
B03335	Dual band. CR6090, CR7090, CR8080, CR8090, CR9040, CR9060, CR9065, CR9070, CR9080, CR9090. 87580100	103.75 ea.
B03336	3 band. CR8090, CR9080, CR9090. 87557181	209.00 ea.
No. 15	Chopper drive, rear.	
B03335	Dual band. CR6090, CR7090, CR8080, CR8090, CR9040, CR9060, CR9065, CR9070, CR9080, CR9090. 87580100	103.75 ea.
B03338	3 band. CR8090, CR9080, CR9090. 84188121	193.75 ea.
No. 16	Beater drive.	
B03346	CR9040, CR9060, CR9065 w/single speed rotor drive. 87580099	105.95 ea.
B01230	CR9060, CR9065 w/two-speed rotor gear box; CR6090, CR7090, CR8080, CR8090, CR9070, CR9080, CR9090. 87011585	104.95 ea.

Agri-Torque® Combine Belts



Reference No.'s for
CR6.80, CR6.90, CR7.90,
CR8.90, CR9.90, CR10.90.

New Holland CR6.80, CR6.90, CR7.90, CR8.90, CR9.90, CR10.90

Order No.	Fits Models - Replaces New Holland No.	SHOUP Savings Price
No. 1 B03315	Clean grain elevator drive. CR6.80, CR6.90, CR7.90, CR8.90, CR9.90, CR10.90 to model year 2020.	84137965 124.95 ea.
B03311	CR6.90, CR7.90, CR8.90, CR9.90, CR10.90 model year 2020 & after.	51449123 124.95 ea.
No. 2 B03317	Rotor drive. CR6.80, CR6.90, CR7.90.	47805218 645.95 ea.
B03316	CR8.90, CR9.90, CR10.90 to model year 2019. Confirm number on belt for elevation combines.	47837780, 87053803, 87540195 575.00 ea.
B03312	CR8.90, CR9.90, CR10.9 model year 2019 & after.	47998736 548.50 ea.
No. 3 B03318	Tailings drive, right side. Set of 2. CR6.90, CR7.90, CR8.90, CR9.90, CR10.90.	84332132 38.25 pr.
No. 4 B03320	Primary header drive with variator. (Confirm number on belt) CR6.90, CR7.90, CR8.90, CR9.90, CR10.90 w/Dynamic Feed Roll™.	84589012 319.95 ea.
B03321	CR6.80, CR6.90, CR7.90, CR8.90, CR9.90 without Dynamic Feed Roll™.	84589013 249.95 ea.
No. 4 B03321	Primary header drive without variator. CR6.90, CR7.90, CR8.90, CR9.90, CR10.90 w/Dynamic Feed Roll™.	84589013 249.95 ea.
No. 5 B03325	Secondary header drive with variator. V-belt. CR6.90, CR7.90, CR8.90, CR9.90, CR10.90 w/Dynamic Feed Roll™.	47487792, 48013326 539.00 ea.
B03324	V-belt. CR6.80, CR6.90, CR7.90, CR8.90, CR9.90, CR10.90 without Dynamic Feed Roll™.	87583907 545.95 ea.
No. 5 B03326	Secondary header drive without variator. 3 band. CR6.90, CR7.90, CR8.90, CR9.90, CR10.90 w/Dynamic Feed Roll™.	84398996 165.50 ea.
No. 6 B03322	Header single drive without Dynamic Feed Roll™. 3 band. CR6.80, CR6.90, CR7.90, CR8.90, CR9.90, CR10.90.	47441074 269.50 ea.
B03323	Dual band. CR6.90, CR7.90, CR8.90, CR9.90.	47452756 179.50 ea.

New Holland CR6.80, CR6.90, CR7.90, CR8.90, CR9.90, CR10.90 (cont.)

Order No.	Fits Models - Replaces New Holland No.	SHOUP Savings Price
No. 7 B03327	Feeder drive, right side. CR6.80, CR6.90, CR7.90, CR8.90, CR9.90 without Dynamic Feed Roll™.	84254480 176.95 ea.
B03342	CR6.90, CR7.90, CR8.90, CR9.90, CR10.90 w/Dynamic Feed Roll™.	84582506 184.25 ea.
No. 8 B03340	Dynamic Feed Roll™. CR6.90, CR7.90, CR8.90, CR9.90, CR10.90 w/high speed, fixed header or dual speed drive. 102-3/4" long.	47434574 179.95 ea.
B03339	CR6.90, CR7.90, CR8.90, CR9.90, CR10.90 w/low speed drive. 115" long.	84398998 219.50 ea.
No. 9 B03328	Tailings drive, left side. Set of 2. CR6.80, CR6.90, CR7.90, CR8.90, CR9.90, CR10.90.	84353448 68.50 pr.
No. 10 B03329	Shaker shoe drive. V-belt. CR6.80, CR6.90, CR7.90, CR8.90, CR9.90, CR10.90 to model year 2020.	87315599, 48093960 50.50 ea.
B03432	CR6.90, CR7.90, CR8.90, CR9.90, CR10.90 Tier 5 model year 2020 & after.	80422731, 422731 76.75 ea.
No. 11 B03341	Feeder drive, left side. 4 band. CR6.90, CR7.90, CR8.90, CR9.90, CR10.90 w/Dynamic Feed Roll™.	84582509 549.00 ea.
B03330	4 band. CR6.80, CR6.90, CR7.90, CR8.90, CR9.90 without Dynamic Feed Roll™.	87545653 495.00 ea.
B03331	Dual band. CR6.90, CR7.90, CR8.90, CR9.90 without Dynamic Feed Roll™.	84274885 299.00 ea.
No. 12 B01230	Unloader drive. Dual band. CR6.80, CR6.90, CR7.90.	87011585 104.95 ea.
B03343	3 band. CR8.90, CR9.90, CR10.90.	47499273 174.25 ea.
No. 13 B03334	Main drive. CR6.80, CR6.90, CR7.90.	87545651 229.25 ea.
B03344	CR8.90.	47414501 324.50 ea.
B03344	CR9.90 w/9 digit s/n starting with letter Y.	47414501 324.50 ea.
B03358	CR9.90 w/9 digit all numeral s/n.	47554216 425.00 ea.
B03358	CR10.90.	47554216 425.00 ea.
No. 14 B03335	Chopper drive, front. Dual band. CR6.80, CR6.90, CR7.90.	87580100 103.75 ea.
B03337	3 band. CR8.90, CR9.90, CR10.90.	47415905 195.50 ea.
No. 15 B03335	Chopper drive, rear. Dual band. CR6.80, CR6.90, CR7.90.	87580100 103.75 ea.
B03338	3 band. CR8.90, CR9.90, CR10.90.	84188121 193.75 ea.
No. 16 B01230	Beater drive, dual band belt. CR6.80, CR6.90, CR7.90, CR8.90, CR9.90, CR10.90 to model year 2020.	87011585, 87546479 104.95 ea.
B03313	CR6.90, CR7.90, CR8.90, CR9.90, CR10.90 model year 2020 & after.	51462504 128.75 ea.

agraTronix MT16 and MT-PRO+ Grain Moisture Testers



MT-16 Grain Moisture Tester

Ready to test 16 different grains including Corn, Soybeans, Wheat, Canola, Oats.

MT-PRO+ Grain Moisture Tester

Ready to test 40 different grains including Corn, Soybeans, Wheat, Canola, Oats, Alfalfa, Flax, Peanuts, Rice.

Features a larger LCD display backlit for low light conditions and USB port for personalization.

Features include:

- Temperature range: 32° to 113° F.
- Moisture range: 5 - 40% depending on grain.
- Average up to 99 samples.
- Rugged steel and plastic housing.
- Battery required ("9V").
- Repeatability of ±0.5% when testing in normal moisture range for stored grains.

Package includes moisture tester, carrying case, instructions.

Order No.	Description	SHOUP Savings Price
MT16	MT-16 Grain Moisture Tester	209.95 ea.
MT22	MT-PRO+ Grain Moisture Tester	275.00 ea.

agraTronix Ag-MAC™ Plus Grain Moisture Tester with Test Weight




Features include:

- Moisture range: 6 - 45% depending on grain.
- No spill design for use anywhere.
- USB compatibility for easy updates.
- Direct readout for 20 grains including Corn, Soybeans, Oats, Wheat, Milo.
- Grain temp: 32° - 113° F; auto compensating.
- Menu-driven operating system.
- Test weight readout.
- Repeatability of ±0.3% when testing in normal moisture range for stored grains.

Package includes: Ag-MAC™ Plus tester, loader, 4 AA batteries, carrying case, instructions.

Order No.	Description	SHOUP Savings Price
MT35	Ag-MAC™ Plus. Moisture and test weight readout.	449.00 ea.

DICKEY-john® Mini GAC®2500 Moisture Tester



11.9" x 4.8" x 8.3"

Features include:

- Moisture range: 5 - 45% depending on grain.
- Simplified operation with menu-driven interface.
- Internal scale, eliminates pre-weighing.
- Tests hot or cold grain from temps: 32° - 122° F.
- Automatic moisture, temperature and test weight reading.
- Updatable calibrations, easily load with USB.

DICKEY-john's Mini GAC®2500 handheld moisture tester is fast and easy to use. Utilizing 149 MHz technology for precise, repeatable results like at the elevator.

Package includes: Mini Gac® 2500 tester, loader, 9v lithium battery, carrying case, instructions.

Order No.	Description	SHOUP Savings Price
MT53	Mini Gac®2500 Grain Moisture Analyzer.	1149.00 ea.

DICKEY-john® GAC®500 XT Moisture Tester



13.5" x 10.25" x 13.75"

Features include:

- ± 0.2% moisture repeatability.
- Updatable calibrations.
- Liquid Crystal Display.
- Rugged metal housing.
- Moisture Range: 5 - 45%.
- Grain Temperature: 32° - 122° F.
- 450 calibrations available with the ability to store 16.
- 110 volt power supply or use cigarette lighter adapter.

DICKEY-john's GAC®500 XT brings a whole new level of accuracy to the farm at an affordable price. The GAC®500 XT analyzes grain for moisture, temperature and test weight with repeatable results.

GAC®500 XT is lightweight and portable, making it a versatile on the farm tester. Choose grain type, load the hopper and hit a button. Semi-automatic loading means there's no need to level samples.

Order No.	Description	SHOUP Savings Price
MT50	GAC®500 XT Farmstead Moisture Tester.	3195.00 ea.

One Year Warranty.

DICKEY-john® GAC®2700-AGRI Grain Analyzer



17" x 19" x 14"

Features include:

- Moisture Range: 5 - 45%.
- Updatable calibrations with USB.
- Elevator quality results.
- 110/220 volt power supply.
- Grain Temperature: -4° to +140° F.
- 7" color touchscreen display.
- Automatic moisture, temperature and test weight reading.
- Store up to 8 calibrations with memory for up to 3,000 tests.

DICKEY-john's GAC®2700-AGRI utilizes the newest technology (149 MHz) to provide repeatable results, just like the local elevator. One great benefit of the GAC®2700-AGRI is it delivers precise results with less need for calibration even at extreme temperatures.

Order No.	Description	SHOUP Savings Price
MT58	GAC®2700-AGRI Farmstead Grain Analyzer.	5250.00 ea.

One Year Warranty.

MIDLAND® FRS 2-Way Radios

X-TALKER™ T71 and T75 FRS Walkie Talkies



87101

Features include:

- 22 FRS Channels.
- 121 Privacy Codes.
- Battery Operated.
- Hi/Lo Power Settings
- Silent Operation.
- eVOX hands-free operation.
- NOAA Weather Alert Radio with Weather Scan.

* Maximum range is achieved over open water or open rural areas under optimum conditions. Obstructions will reduce effective range.

Kit Contents:

Includes pair of X-TALKER™ radios, belt clips, rechargeable battery packs, desktop charger, AC wall adapter and micro USB charging cable.

T75VP3 Additional Features:

- Camo Exterior.
- Vibrate Alert.
- 10 Call Alerts Including 5 Animal Sounds (Turkey, Duck, Crow, Cougar and Wolf).



87102

Midland® Radios are limited to sales within the USA.

Order No.	Description	Max Range (up to miles)	Watts	SHOUP Savings Price
87101	X-TALKER™ T71VP3 FRS Walkie Talkies	38*	2	80.50 kit
87102	X-TALKER™ T75VP3 FRS Walkie Talkies	38*	2	90.50 kit

MIDLAND® GMRS 2-Way Radios

Midland® Radios are limited to sales within the USA. For radios that require GMRS license visit the FCC website to apply.

Features include:

- 15 GMRS Channels, 8 Repeater Channels.
- Operates on 12v.
- 142 Privacy Codes.
- GMRS License Required.
- Dustproof/Waterproof/Automatic Noise Cancelling Microphone
- USB-C Fast Charging Output.
- Compatible with Midland FRS/GMRS Walkie Talkies.
- Channel Scan and NOAA Weather Alert Radio with Weather Scan.

* Maximum range is achieved over open water or open rural areas under optimum conditions. Obstructions will reduce effective range.



87103

MXT115AGVP3 GMRS 2-Way Radio Farm Bundle

Kit Contents:

Includes MXT115 GMRS 2-way radio, MXTA37 microphone with holder, 3dB gain "Ghost" antenna, 20 ft. antenna cable and 12V power cord with vehicle adapter.

Order No.	Description	Max Range (up to miles)	Watts	Price
87103	MXT115AGVP3 GMRS 2-Way Radio Farm Bundle.	50*	15	220.25 kit



87104

MXT275VP4 MicroMobile® GMRS 2-Way Radio

Kit Contents:

Includes MXT275 GMRS 2-way radio, fully integrated control mic with holder, flip-frame detachable mount, 3dB gain "Ghost" antenna, 20 ft. antenna cable and 12V power cord with vehicle adapter.

Additional Features:

- Control all radio functions from fully integrated mic.

Order No.	Description	Max Range (up to miles)	Watts	Price
87104	MXT275VP4 MicroMobile® GMRS 2-Way Radio.	50*	15	249.95 kit



87105

MXT500AGVP3 MicroMobile® GMRS 2-Way Radio Farm Bundle


Kit Contents:

Includes MXT500 MicroMobile® GMRS 2-way radio, roll bar/mirror mounting bracket, microphone with holder, MXTA25 "Ghost" antenna, MXTA51 antenna with magnetic base.

Additional Features:

- Water Resistant (IP66).
- Hi/Mi/Low Power Settings.

Order No.	Description	Max Range (up to miles)	Watts	Price
87105	MXT500AGVP3 MicroMobile® GMRS 2-Way Farm Radio Bundle.	75*	50	462.50 kit



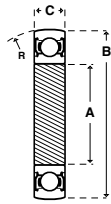
87106

87107

87108

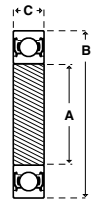
Accessories

Order No.	Description	Price
87106	MXTA25 "Ghost" Antenna; 3dB gain, 3.5" long with 1.5" base. Antenna mount or cable not included.	50.25 ea.
87107	MXTA26 Spring Antenna; 6dB gain, 32" long with 1.5" base.	60.25 ea.
87108	Deluxe External Speaker, swivel base, 70" cord with 3.5mm plug.	30.25 ea.



Standard Ball Bearings

- High Quality Import
- Sealed on both sides of bearing
- Prelubricated



Curved Outer Race

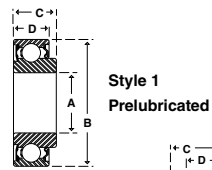
Dimensions
in Inches

Flat Outer Race

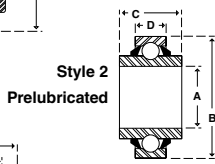
Order No.	(A) Inside Diameter	(B) Outside Diameter	(C) Width	SHOUP Savings Price
C6203-2RS	.6693"	1.5748"	.4724"	9.25 ea.
C6204-2RS	.7874"	1.8504"	.5512"	9.40 ea.
C6205-2RS	.9843"	2.0472"	.5906"	10.10 ea.
C6206-2RS	1.1811"	2.4409"	.6299"	12.30 ea.
C6207-2RS	1.3780"	2.8346"	.6693"	18.10 ea.
C6208-2RS	1.5748"	3.1496"	.7087"	19.55 ea.
C6209-2RS	1.7717"	3.3465"	.7480"	23.40 ea.
C6210-2RS	1.9685"	3.5433"	.7874"	28.10 ea.
C6305-2RS	.9843"	2.4409"	.6693"	17.90 ea.
C6306-2RS	1.1811"	2.8346"	.7480"	22.45 ea.
C6307-2RS	1.3780"	3.1496"	.8268"	25.30 ea.
C6308-2RS	1.5748"	3.5433"	.9055"	30.80 ea.
C6309-2RS	1.7717"	3.9370"	.9843"	43.95 ea.
C6310-2RS	1.9685"	4.3307"	1.0630"	46.95 ea.

Order No.	(A) Inside Diameter	(B) Outside Diameter	(C) Width	SHOUP Savings Price
F6200-2RS	.3937"	1.1811"	.3543"	3.65 ea.
F6201-2RS	.4724"	1.2598"	.3937"	4.35 ea.
F6202-2RS	.5906"	1.3780"	.4331"	4.35 ea.
F6203-2RS	.6693"	1.5748"	.4724"	3.50 ea.
F6204-2RS	.7874"	1.8504"	.5512"	4.40 ea.
F6205-2RS	.9843"	2.0472"	.5906"	4.90 ea.
F6206-2RS	1.1811"	2.4409"	.6299"	6.15 ea.
F6207-2RS	1.3780"	2.8346"	.6693"	9.30 ea.
F6208-2RS	1.5748"	3.1496"	.7087"	12.50 ea.
F6209-2RS	1.7717"	3.3465"	.7480"	13.15 ea.
F6210-2RS	1.9685"	3.5433"	.7874"	15.50 ea.
F6305-2RS	.9843"	2.4409"	.6693"	7.30 ea.
F6306-2RS	1.1811"	2.8346"	.7480"	10.10 ea.
F6307-2RS	1.3780"	3.1496"	.8268"	12.90 ea.
F6308-2RS	1.5748"	3.5433"	.9055"	15.40 ea.
F6309-2RS	1.7717"	3.9370"	.9843"	17.85 ea.
F6310-2RS	1.9690"	4.3310"	1.0630"	28.75 ea.

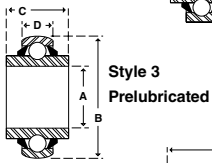
Special Ag Bearings



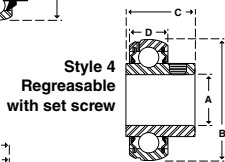
Style 1
Prelubricated



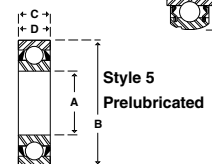
Style 2
Prelubricated



Style 3
Prelubricated



Style 4
Regreasable
with set screw



Style 5
Prelubricated

Order No.	Bore Size (A)	Style	Outer Race	(B) Outside Diameter	(C) Inside Race Width	(D) Outside Race Width	SHOUP Savings Price
SH24	.515" round	2	Flat	1.575"	.720"	.472"	8.49 ea.
SH22	.626" round	2	Flat	1.575"	.720"	.472"	5.59 ea.
204BBE	.626" round	5	Flat	1.781"	.610"	.610"	8.99 ea.
SH41485	.632" round	1	Flat	1.781"	.735"	.610"	5.95 ea.
BCA204FRKN	.626" round	1	Flat	1.850"	.684"	.551"	10.50 ea.
204BBAR	.751" round	5	Flat	1.781"	.610"	.610"	6.95 ea.
SH37003	.751" round	1	Flat	2.047"	.828"	.591"	9.75 ea.
205TTH	.943" round	3	Curved	2.047"	1.375"	.591"	12.95 ea.
HPC014GP	.875" hex	2	Flat	2.047"	1.000"	.591"	14.50 ea.
BH10338	1.000" hex	2	Flat	2.441"	.945"	.630"	26.25 ea.
HPS014GP	.875" hex	3	Curved	2.047"	1.000"	.591"	17.95 ea.
BH10313	1.000" hex	3	Curved	2.441"	.945"	.630"	16.50 ea.
SH156816	1.125" hex	3	Curved	2.835"	.984"	.669"	21.75 ea.
SH121602	1.125" hex	3	Curved	2.835"	1.484"	.669"	27.75 ea.
SH86785	1.250" hex	3	Curved	3.150"	1.438"	.709"	32.50 ea.
HPS108GP	1.500" hex	3	Curved	3.346"	1.181"	.748"	29.50 ea.
SNPS012RR	.750" round	4	Curved	1.850"	1.063"	.591"	15.95 ea.
SNPS100RR	1.000" round	4	Curved	2.047"	1.109"	.591"	21.50 ea.
SNPS104RR	1.250" round	4	Curved	2.835"	1.444"	.748"	27.25 ea.
SNPS108RR	1.500" round	4	Curved	3.150"	1.538"	.866"	31.25 ea.

Digital Readout Caliper

- Large easy to read digital display.
- Capacity to 6" with SAE to metric conversion.
- On/off switch.
- Thumb wheel with lock.
- Inside, outside, and depth measurements.
- Hardened stainless construction with satin chrome finish and engraved markings.

Order No.
CD10 25.95 ea.





Bearing Flanges see pg. 350.



Bearings with Locking Collar **NTN®**

Inner race:
extended one side
Outer race: curved
Prelube

NPS-xxx-RPC / YETxxx

Inner race:
extended one side
Outer race: curved
Greaseable

NPS-xxx-RRC

Inner race:
extended one side
Outer race: flat
Prelube

NPC-xxx-RPC

Inner race:
extended two sides
Outer race: curved
Prelube

WPS-xxx-GPC / YELxxx

Inner race:
extended two sides
Outer race: curved
Greaseable

WPS-xxx-GRC

Order No.	Replaces Fafnir No.	Shaft Size	Outside Diameter	Use Flange No.	SHOUP Savings Price
NPS010RPC	RA010RRB	5/8"	1.5748"	—	12.50 ea.
NPS012RPC	RA012RRB	3/4"	1.8504"	FL47MS	14.75 ea.
NPS014RPC	RA014RRB	7/8"	2.0472"	FL52MS	14.75 ea.
NPS015RPC	RA015RRB	15/16"	2.0472"	FL52MS	16.50 ea.
NPS100RPC	RA100RRB	1"	2.0472"	FL52MS	10.95 ea.
NPS102RPC	RA102RRB	1-1/8"	2.4409"	FL62MS	15.25 ea.
NPS103RPC	RA103RRB	1-3/16"	2.4409"	FL62MS	14.25 ea.
NPS103RP2C	RA103RRB2	1-1/4" (light)	2.4409"	FL62MS	15.50 ea.
NPS104RPC	RA104RRB	1-1/4" (std.)	2.8346"	FL72MS	19.75 ea.
NPS106RPC	RA106RRB	1-3/8"	2.8346"	FL72MS	22.25 ea.
NPS107RPC	RA107RRB	1-7/16"	2.8346"	FL72MS	22.90 ea.
NPS108RPC	RA108RRB	1-1/2"	3.1496"	—	28.50 ea.
YET205	RAE25RRB	25mm / .984"	52mm / 2.0472"	FL52MS	16.25 ea.
YET206	RAE30RRB	30mm / 1.181"	62mm / 2.4409"	FL62MS	20.50 ea.
YET207	RAE35RRB	35mm / 1.378"	72mm / 2.8346"	FL72MS	31.50 ea.
YET208	RAE40RRB	40mm / 1.575"	80mm / 3.1496"	—	34.25 ea.
<hr/>					
NPS010RRC	GRA010RRB	5/8"	1.5748"	—	14.50 ea.
NPS012RRC	GRA012RRB	3/4"	1.8504"	FL47MSA	15.75 ea.
NPS014RRC	GRA014RRB	7/8"	2.0472"	FL52MSA	13.95 ea.
NPS015RRC	GRA015RRB	15/16"	2.0472"	FL52MSA	18.75 ea.
NPS100RRC	GRA100RRB	1"	2.0472"	FL52MSA	13.50 ea.
NPS102RRC	GRA102RRB	1-1/8"	2.4409"	FL62MSA	20.75 ea.
NPS103RRC	GRA103RRB	1-3/16"	2.4409"	FL62MSA	18.75 ea.
NPS103RR2C	GRA103RRB2	1-1/4" (light)	2.4409"	FL62MSA	19.50 ea.
NPS104RRC	GRA104RRB	1-1/4" (std.)	2.8346"	FL72MSA	23.75 ea.
NPS106RRC	GRA106RRB	1-3/8"	2.8346"	FL72MSA	28.25 ea.
NPS107RRC	GRA107RRB	1-7/16"	2.8346"	FL72MSA	25.95 ea.
NPS108RRC	GRA108RRB	1-1/2"	3.1496"	—	32.50 ea.
<hr/>					
NPC010RPC	RA010RR	5/8"	1.5748"	—	13.95 ea.
NPC012RPC	RA012RR	3/4"	1.8504"	—	14.50 ea.
NPC014RPC	RA014RR	7/8"	2.0472"	—	14.75 ea.
NPC015RPC	RA015RR	15/16"	2.0472"	—	16.25 ea.
NPC100RPC	RA100RR	1"	2.0472"	—	12.75 ea.
NPC102RPC	RA102RR	1-1/8"	2.4409"	—	19.25 ea.
NPC103RPC	RA103RR	1-3/16"	2.4409"	—	18.75 ea.
NPC103RP2C	RA103RR2	1-1/4" (light)	2.4409"	—	18.75 ea.
NPC104RPC	RA104RR	1-1/4" (std.)	2.8346"	—	20.25 ea.
NPC106RPC	RA106RR	1-3/8"	2.8346"	—	21.50 ea.
NPC107RPC	RA107RR	1-7/16"	2.8346"	—	25.95 ea.
NPC108RPC	RA108RR	1-1/2"	3.1496"	—	29.50 ea.
<hr/>					
WPS100GPC	1100KRRB	1"	2.0472"	FL52MS	14.50 ea.
WPS102GPC	1102KRRB	1-1/8"	2.4409"	FL62MS	28.75 ea.
WPS103GP2C	1103KRRB3	1-1/4" (light)	2.4409"	FL62MS	21.75 ea.
WPS108GPC	1108KRRB	1-1/2"	3.1496"	—	30.95 ea.
YEL305	GN25KRRB	25mm / .984"	62mm / 2.4409"	FL62MS	41.50 ea.
YEL206	—	30mm / 1.181"	62mm / 2.4409"	FL62MS	30.95 ea.
YEL207	E35KRRBC1	35mm / 1.378"	72mm / 2.8346"	FL72MS	31.95 ea.
<hr/>					
WPS100GRC	G1100KRRB	1"	2.0472"	FL52MSA	20.95 ea.
WPS102GRC	G1102KRRB	1-1/8"	2.4409"	FL62MSA	34.95 ea.
WPS103GRC	G1103KRRB	1-3/16"	2.4409"	FL62MSA	21.25 ea.
WPS103GR2C	G1103KRRB3	1-1/4" (light)	2.4409"	FL62MSA	23.75 ea.
WPS104GRC	G1104KRRB	1-1/4" (std.)	2.8346"	FL72MSA	25.75 ea.
WPS106GRC	G1106KRRB	1-3/8"	2.8346"	FL72MSA	36.95 ea.
WPS107GRC	G1107KRRB	1-7/16"	2.8346"	FL72MSA	31.50 ea.
WPS108GRC	G1108KRRB	1-1/2"	3.1496"	—	33.25 ea.
WPS108GR2C	—	1-1/2"	3.5430"	—	76.50 ea.
WPS112GRC	G1112KRRB	1-3/4"	3.3470"	—	37.95 ea.
WPS120GRC	G1200KRRB	2"	3.9370"	—	63.95 ea.
WPS025GRC	GE25KRRB	25mm / .984"	52mm / 2.0472"	FL52MSA	29.95 ea.
WPS035GRC	GE35KRRB	35mm / 1.378"	72mm / 2.8346"	FL72MSA	37.95 ea.
WPS040GRC	GE40KRRB	40mm / 1.575"	80mm / 3.1496"	—	35.25 ea.

Bearing Flanges



3-hole Round

Order No.	Type	Bearing O.D.	SHOUP Savings Price
For Pre-lubricated bearings			
FL47MS	3-hole rd.	1.8504"	5.15 set
FL52MS	3-hole rd.	2.0472"	4.60 set
FL62MS	3-hole rd.	2.4409"	6.90 set
FL72MS	3-hole rd.	2.8346"	8.25 set
For Greasable bearings			
FL47MSA	3-hole rd.	1.8504"	7.25 set
FL52MSA	3-hole rd.	2.0472"	7.50 set
FL62MSA	3-hole rd.	2.4409"	8.75 set
FL72MSA	3-hole rd.	2.8346"	12.95 set



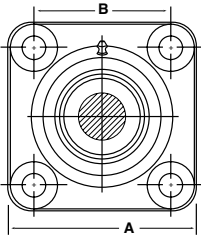
3-hole Triangular



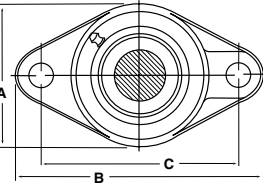
2-hole Oval

Order No.	Type	Bearing O.D.	SHOUP Savings Price
For Pre-lubricated bearings			
FL47MSTR	3-hole tri.	1.8504"	3.90 set
FL52MSTR	3-hole tri.	2.0472"	3.90 set
FL62MSTR	3-hole tri.	2.4409"	4.90 set
FL72MSTR	3-hole tri.	2.8346"	6.90 set
FL47MST	2-hole oval	1.8504"	3.90 set
FL52MST	2-hole oval	2.0472"	3.90 set
FL62MST	2-hole oval	2.4409"	4.90 set
FL72MST	2-hole oval	2.8346"	6.25 set

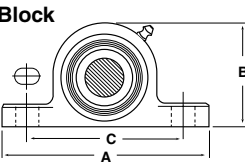
Sold less bearings.
 For bearings with curved outer race and locking collar see pg. 349.
 For disc bearings see pgs. 151-152.



4-Bolt



2-Bolt



Pillow Block

Order No.	SHOUP Savings Price	Bearing O.D.	Dimensions - Inches			Bolt Size
			A	B	C	
4-Bolt Cast Iron Flange						
F47R	16.75 ea.	1.8504"	3-3/8"	2-1/2"	—	3/8"
F52R	17.95 ea.	2.0472"	3-3/4"	2-3/4"	—	7/16"
F62R	21.75 ea.	2.4409"	4-1/4"	3-1/4"	—	7/16"
F72R	24.10 ea.	2.8346"	4-5/8"	3-5/8"	—	1/2"
F80R	31.50 ea.	3.1496"	5-1/8"	4"	—	1/2"
F85R	39.95 ea.	3.3465"	5-3/8"	4-1/8"	—	9/16"
F90R	53.25 ea.	3.5433"	5-5/8"	4-3/8"	—	9/16"
F100R	70.50 ea.	3.9370"	6-3/8"	5-1/8"	—	5/8"
2-Bolt Cast Iron Flange						
T47R	14.50 ea.	1.8504"	2-3/8"	4-13/32"	3-17/32"	3/8"
T52R	16.50 ea.	2.0472"	2-3/4"	4-7/8"	3-57/64"	7/16"
T62R	21.10 ea.	2.4409"	3-1/4"	5-9/16"	4-19/32"	7/16"
T72R	23.25 ea.	2.8346"	3-3/4"	6-1/8"	5-1/8"	1/2"
T80R	33.75 ea.	3.1496"	4-1/8"	6-3/4"	5-21/32"	1/2"
Pillow Block - Cast Iron						
P47R	13.25 ea.	1.8504"	5-1/4"	2-1/2"	3-7/8"	3/8"
P52R	13.50 ea.	2.0472"	5-1/2"	2-11/16"	4-1/8"	3/8"
P62R	17.25 ea.	2.4409"	6-5/16"	3-5/32"	4-3/4"	1/2"
P72R	20.95 ea.	2.8346"	6-9/16"	3-5/8"	5"	1/2"
P80R	21.75 ea.	3.1496"	7-1/8"	3-15/16"	5-1/2"	1/2"
P85R	27.25 ea.	3.3465"	7-1/2"	4-3/16"	5-3/4"	5/8"
P90R	35.75 ea.	3.5433"	8"	4-7/16"	6-1/4"	5/8"
P100R	45.95 ea.	3.9370"	9-1/8"	4-29/32"	7-1/8"	5/8"

V-Belts



Q Power® v-belts are built to ASAE specs. They include a high wear cover and Kevlar® reinforced rubber compound with Kevlar® tensile members.

Belt Length measured around outside of the belt.

Order No.	Width	Length	Price
A39K	1/2"	41"	16.50 ea.
A45K	1/2"	47"	17.40 ea.
A47K	1/2"	49"	18.00 ea.
A55K	1/2"	57"	20.50 ea.
A59K	1/2"	61"	21.25 ea.
A61K	1/2"	63"	21.50 ea.
A68K	1/2"	70"	23.75 ea.
A79K	1/2"	81"	25.00 ea.
A81K	1/2"	83"	27.00 ea.
A88k	1/2"	90"	27.95 ea.

Additional sizes available at www.shoupparts.com.

Order No.	Width	Length	Price
B34K	5/8"	37"	14.50 ea.
B37K	5/8"	40"	16.25 ea.
B41K	5/8"	44"	22.00 ea.
B48K	5/8"	51"	25.95 ea.
B56K	5/8"	59"	25.50 ea.
B62K	5/8"	65"	27.25 ea.
B67K	5/8"	70"	29.00 ea.
B72K	5/8"	75"	34.00 ea.
B85K	5/8"	88"	37.00 ea.
B92K	5/8"	101"	40.00 ea.



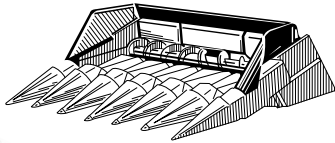
Infrared Thermometer

Order No.
 W89722 28.95 ea.
 Reads Temperatures from -58° to 626° F
 Laser pointer for accurate use
 Large backlit display
 Accuracy of +/- 2%, 12:1 spot ratio



LED Work Light

Order No.
 W2402 Flood Light 52.95 ea.
 2600 Lumen, 120 Volt
 6 ft. power cord, on/off switch
 Adjustable light angle



SHOUP® Replacement Parts for AGCO-Gleaner & Challenger Corn Heads



AC400

DRIVE

Made in
U.S.A



SH95084



SH56754



SH677247

Heat
Treated



SH369591



6693



SH86591

SH36147



SH60985



SH60254



SH51081



SH99744

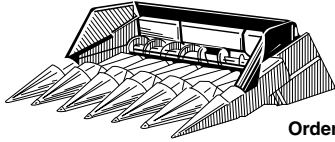
SH50426



SH51910

SH95463

Order No.	Description - Fits Models	Replaces AGCO No.	SHOUP Savings Price
AC400	Gathering Chain, U.S.A.; Fits 1977-1989 Black Adjustable.	574793	109.95 ea.
AC500	Gathering Chain, U.S.A., 30" rows and wider; Fits Hugger, 3000 series; Challenger CH.	71505705	92.95 ea.
HT200	Gathering Chain, Import; Fits 3200 series.	ACP0256130	95.95 ea.
AC250	Gathering Chain, Import; Fits 3300 series.	ACW4343250	89.95 ea.
SH95084	Lower Idler Sprocket; 8-tooth with 5/8" bore. Fits 1977-1989 Black Adjustable.	70595084	24.50 ea.
SH59125	Lower Idler Sprocket with relube bearing; 8-tooth with 5/8" bore; 30" rows and wider built thru 2006. Fits Hugger, 3000 series; Challenger CH.	71359125	29.95 ea.
SH48418	Lower Idler Sprocket with sealed bearing; 8-tooth with 5/8" bore; 30" rows and wider built 2007 and after. Fits Hugger, 3000 series; Challenger CH.	71448418	53.95 ea.
SH56754	Tension Spring, Lower Idler; Fits Hugger, 3000 series; Challenger CH.	71356754	7.95 ea.
SH677247	Upper Drive Gathering Chain Sprocket; 9-tooth. Fits 1972-1976 Orange Low Profile, 1977-1989 Black Adjustable.	70577247	33.95 ea.
WK14100	Woodruff Key for SH677247, SH369591.		1.60 ea.
RP516112	Roll Pin for SH677247.		.50 ea.
SH369591	Upper Drive Gathering Chain Sprocket; 8-tooth; 30" rows and wider. Fits Hugger, 3000 series; Challenger CH.	71391292	25.50 ea.
H56134	Hex Bolt for SH369591.		.33 ea.
LN516	Lock Nut for SH369591.		.15 ea.
6693	Idler, Flat Flange; Fits 1972-1976 Orange Low Profile, 1977-1989 Black Adjustable, Hugger, 3000 series; Challenger CH.	70535928, 79008328	26.95 ea.
SH86591	Snapping Roll Flute; Fits 1972-1976 Orange Low Profile, 1977-1989 Black Adjustable. 4 used per roll.	70586591	21.50 ea.
SH86000	Hex bolt, lock washer, nut for SH86591. 10 used per roll.		.70 ea.
Bearings and Seals for Black Adjustable Snapping Roll Shaft			
WK14100	Woodruff Key. 1 used.	70905126	1.60 ea.
SLN58NF	Slotted Nut. 1 used.	70917423	1.25 ea.
CP532134	Cotter Pin. 1 used.	70918455	.15 ea.
SH29727	Grooved Pin. 3 used.	70929727	10.95 ea.
SH36147	Top Bearing. 1 used.	70536147	29.95 ea.
SH60985	Lower Bearing. 1 used.	70560985	19.50 ea.
SH60254	Seal for Lower Bearing. 2 used.	70560254	4.95 ea.
SH51081	Snapping Roll Flute; Fits all Hugger, 3000 series; Challenger CH. 3 used per roll.	71351081	20.95 ea.
SH51000	Hex bolt, lock washer, nut for SH51081. 9 used per roll.		.99 ea.
SH99744	Rubber Ear Saver Gate. Fits 1977-1989 Black Adjustable.	70599744	7.25 ea.
SH50426	Rubber Ear Saver Gate; 30", 36" or 38" spacing. Fits Hugger, 3000 series; Challenger CH.	71350426	7.25 ea.
SH95463	Point for Center & Outer Snouts. Fits 1973-1976 Orange Low Profile, 1977-1989 Black Adjustable.		56.95 ea.
SH51910	Point for Center & Outer Snouts. Fits all Hugger, 3000 series; Challenger CH.		44.95 ea.




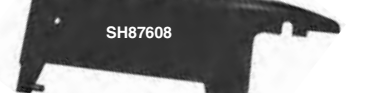
SHOUP® Replacement Parts for International Harvester and Case-IH Corn Heads




Order No.	Description - Fits Series	Replaces Case-IH No.	SHOUP Savings Price
SH100	Gathering Chain, U.S.A.; 800, 900, 1000.	176279C91	54.95 ea.
SH150	Gathering Chain, Import; 800, 900, 1000.	—	38.95 ea.
IH400	Gathering Chain, standard hardened pins, 8 lugs; 2200, 2400; 3200, 3400 thru 2010.	86979313	54.95 ea.
IH300	Gathering Chain, chrome pins, 8 lugs; 2200, 2400; 3200, 3400 thru 2010.	86978515	94.95 ea.
IH360	Gathering Chain, standard hardened pins, 6 lugs; 3200, 3400 2011 & newer.	—	54.95 ea.
IH460	Gathering Chain, chrome pins, 6 lugs; 3200, 3400 2011 & newer.	84284709	93.95 ea.
SH500	Gathering Chain, chrome pins, Import; 2600, 4200; 4400 with 30" rows only, 4400F.	84251979	69.95 ea.
SH906258	Lower Idler Sprocket with bearing and shields; solid 15 tooth design replaces riveted sprocket. 2600, 4200; 4400 with 30" rows only, 4400F.	47906258	89.95 ea.
SH84635	Lower Idler Gathering Chain Sprocket; 800, 900, 1000, 2200, 2400, 3200, 3400.	84549635, 176283C91	20.75 ea.
Hardware to mount idler to 800, 900, 1000.		Hardware to mount idler to 2200, 2400, 3200, 3400.	
SH176284	5/8" Special Bolt. 2.95 ea.	PB58234	5/8" Plow Bolt. 2.25 ea.
JN58	5/8" Jam Nut. .80 ea.	LN58	5/8" Lock Nut. .80 ea.
LW58	5/8" Lock Washer. .30 ea.		
CS130615	Spring, Idler Adjustment; 800, 900, 1000.	1306150C1	5.75 ea.
SH176290	Stop Plate, Idler; 800, 900, 1000.	176290C1	6.50 ea.
SH199829	Stop Tube, Idler; 800, 900, 1000.	199829C2	9.50 ea.
Hardware to mount spring, plate & tube to 800.		Hardware to mount spring, plate & tube to 900, 1000.	
SH176285	Bolt, 5/8" x 9". 9.50 ea.	SH199542	Bolt, 5/8" x 10-1/2". 9.50 ea.
SH18504	Hardened Washer. 2.30 ea.	SH18504	Hardened Washer. 2.30 ea.
GD3369	5/8" Lock Nut. .60 ea.	GD3369	5/8" Lock Nut. .60 ea.
SH354526	Spring; Idler Adjustment; 2200, 2400, 3200, 3400.	86583948	7.50 ea.
SH675499	Tension Bolt for SH354526.	675499	10.95 ea.
SH18504	Hardened Washer for SH675499.	130358	2.30 ea.
HN58	5/8" Hex Nut for SH675499.		.35 ea.
SH176286	Idler Bracket, Left; 800, 900, 1000.	176286C2	59.95 ea.
SH176287	Idler Bracket, Right; 800, 900, 1000.	176287C2	59.95 ea.
RP316100	Roll Pin for SH176286, SH176287. 2 used per bracket.		.15 ea.
SH199371	Lower Idler Support, Left; 900, 1000.	199371C5, 87298082	149.95 ea.
SH199372	Lower Idler Support, Right; 900, 1000.	199372C5, 87298083	149.95 ea.
SH199370	Hardware Kit to mount SH199371, SH199372. 1 kit per support.		3.75 kit
SH87139	Lower Idler Strap; 2200, 2400, 3200, 3400.	87029139	45.95 ea.
SH86369	Lower Idler Support; 2200, 2400, 3200, 3400.	86611369	47.95 ea.
CS176278	Upper Drive Gathering Chain Sprocket; 800, 900, 1000.	176278C1, 199497C1	24.95 ea.
Hardware to mount CS176278 to 800.		Hardware to mount CS176278 to 900, 1000.	
RP732134	Inner Roll Pin. .35 ea.	WK14100	Woodruff Key. 1.60 ea.
RP38134	Outer Roll Pin. .90 ea.	LN58	5/8" Lock Nut. .80 ea.
SH176371	Shaft for upper sprocket; 800.	176371C2	71.95 ea.
WK14100	Woodruff Key for SH176371 (1 used).		1.60 ea.
SH176357	Top Bushing for upper sprocket shaft; 800.	176357C1	36.75 ea.
SH176374	Bottom Bushing for upper sprocket shaft; 800.	176374C1	26.50 ea.
906105	Seal for upper sprocket shaft; 800.	381721R91	6.75 ea.
SH86837	Upper Drive Gathering Chain Sprocket, splined bore; 2200, 2400; 3200 to s/n YCS023090; 3400 to s/n YCS039041.	86837081	26.95 ea.
SH87361	Upper Drive Gathering Chain Sprocket, round bore; 3200 s/n YCS023091 & up; 3400 s/n YCS039042 & up.	84347361	34.95 ea.

Case-IH Corn Heads - Shoup Parts For (Cont.)

	Order No.	Description - Fits Series	Replaces Case-IH No.	SHOUP Savings Price
	SH84325	Upper Drive Gathering Chain Sprocket; 2600, 4200; 4400 with 30" rows only, 4400F .	84977235	69.95 ea.
	SH156816	Bearing, 1-1/8" hex bore. Used on feeder adapter, main drive, auger. 800, 900, 1000 .	84330069	21.75 ea.
	SH86785	Bearing, 1-1/4" hex bore. Used on main drive. 2200, 2400, 3200, 3400 .	86523785	32.50 ea.
	SH121602	Bearing, 1-1/8" hex bore. Used on auger. 2200, 2400, 3200, 3400 .	121602	27.75 ea.
	CK176304	Snapping Roll Knife; 800 . 4 per roll.	176304C2	20.95 ea.
	CK114409	Hex Bolt for CK176304. 12 per roll.		.75 ea.
	HTW12	Heat Treated Washer for CK176304. 12 per roll.		.25 ea.
	CK199497	Snapping Roll Knife; 900, 1000 . 4 per roll.	1327126C1	21.95 ea.
	SH87741	Snapping Roll Knife; 3200, 3400 . 4 per roll.	87598741	25.95 ea.
	CK326816	Hex Bolt for CK199497, SH87741. 8 per roll.		.99 ea.
	CK25281	Hex Bolt for CK199497, SH87741. 2 per roll.		1.60 ea.
	CK25526	Special Nut for CK199497, SH87741. 2 per roll.		.30 ea.
	HTW12	Heat Treated Washer for CK199497, SH87741. 12 per roll.		.25 ea.
	SH86538	Snapping Roll Knife; 2200, 2400 . 2 per roll.	86977538	54.95 ea.
	SH86134	Button Head Torx Bolt for SH86538. 4 per roll.	86615134	2.25 ea.
	SH86051	Plow Bolt for SH86538. 2 per roll.	86980051	1.15 ea.
	SH82412	Flange Nut for SH86538. 2 per roll.	86512497	.60 ea.
	SH91950	Snapping Roll Knife; 2600, 4200; 4400 with 30" rows only, 4400F . 4 per roll.	322591950, 84499693	34.95 ea.
	SH91935	Hex Bolt, flat washer, lock washer for SH91950. 12 per roll.		1.95 kit
	SH199208	Steel stalk roll shaft; 900, 1000 . Note: Replaces 900 aluminum shaft.		124.95 ea.
	SH176307	Pin for stalk roll point; 800, 900, 1000, 3200, 3400 . (1) SH176307, (1) SH156167 per shaft	176307C1	3.75 ea.
	SH156167	Pin for stalk roll point; 900, 1000, 3200, 3400 .	156167C1	3.95 ea.
	SH176301	Drive Coupling; 800, 900, 1000, 3200, 3400 .	176301C2	23.75 ea.
	SH176311	Bearing for stalk roll support; 800, 900 .	176311C1	12.50 ea.
	SH308674	Needle Bearing for stalk roll support; 1000 to s/n JJC0146000. 1 per roll.	308674R1	10.50 ea.
	SH630836	Needle Bearing with Seal for stalk roll support; 1000 to s/n JJC0146000. 1 per roll.	630836C91	12.50 ea.
	SH327151	Bushing for stalk roll support; 1000 to s/n JJC0146000. 1 per roll.	1327151C1	4.25 ea.
	SH1989222	Bearing for stalk roll support; 1000 s/n JJC0146000 & up; 3200, 3400 .	1989222C2	27.95 ea.
	SH327913	Steel Shield, fits over SH1989222 bearing shaft.	327913A2	10.95 ea.
	SH27100	Bearing and Shield Kit for stalk roll support; 1000 s/n JJC0146000 & up; 3200, 3400 . Includes (1) SH1989222, (1) SH327913.		36.95 kit
	SH352551	Right Spiral Point with water pump bearing, steel shield. 1000 s/n JJC0146000 & up.		104.95 ea.
	SH352552	Left Spiral Point with water pump bearing, steel shield. 1000 s/n JJC0146000 & up.		104.95 ea.
SH352551, SH352552, SH92705, SH92700 also fit early s/n's updated with water pump bearing kits.				
	SH92705	Right Stalk Roll Shaft with SH352551 spiral point. 1000 s/n JJC0146000 & up.		269.95 ea.
	SH92700	Left Stalk Roll Shaft with SH352552 spiral point. 1000 s/n JJC0146000 & up.		269.95 ea.
	SH87779	Right Spiral Point. 2200, 2400 with SH86538 knives.	87737779, 86618147	98.95 ea.
	SH87776	Left Spiral Point. 2200, 2400 with SH86538 knives.	87737776, 86618146	98.95 ea.
	SH86243	Hex Bolt for SH87779, SH87776.	86642643	4.90 ea.
	HTW12	Washer for SH86243.	65319	.25 ea.
	SH86127	Tube with hub; 2200, 2400 with SH86538 knives.	86611127	152.95 ea.
	SH0415	Bearing, upper snapping roll shaft. 2200, 2400 .	86523363	17.95 ea.
	SH0900	Needle Bearing, lower snapping roll shaft. 2200, 2400 .	86523364	8.95 ea.
	SH202266	Seal, lower snapping roll shaft. 2200, 2400 .	86529697	6.99 ea.



Order No.	Description - Fits Series	Replaces Case-IH No.	SHOUP Savings Price
Stalk Roll Kits for 900 and 1000 Series			
Heavy duty water pump bearing replaces old bronze bushing or needle bearing design.			
SH92674	Stalk roll update kit less knives . Includes right and left spiral auger shaft assemblies with water pump bearing, steel bearing shield, lower bearing supports, shims and hardware.		549.95 row
SH92765	Stalk roll update kit with knives and drive couplers . Includes right and left spiral auger shaft assemblies with water pump bearing, steel bearing shield, lower bearing supports, 8 stalk roll knives, 2 drive couplers, shims and hardware.		769.95 row
SH84943	Right Stalk Roll Shaft with cast point, water pump bearing, steel shield. 3200, 3400.	84417943	299.95 ea.
SH84940	Left Stalk Roll Shaft with cast point, water pump bearing, steel shield. 3200, 3400.	84417940	299.95 ea.
SH1327204	Support for stalk roll, left. 1000 with SH352552 point; 3200, 3400.	1327204C1	56.95 ea.
SH1327205	Support for stalk roll, right. 1000 with SH352551 point; 3200, 3400.	1327205C1	56.95 ea.
SH13271	Front Shim, .010" thick. 900, 1000.		2.25 ea.
SH19940	Front Shim, .032" thick. 900, 1000.		2.25 ea.
SH19980	Rear Shim, .032" thick. 900, 1000.		2.95 ea.
CS176280	Chain Guide, left or right; 800.	176280C1	22.95 ea.
PB516114	Bolt for CS176280. 3 used.		1.10 ea.
LWN516	Nut for CS176280. 3 used.		.15 ea.
CS1347176	Chain Guide, left or right; 900, 1000.	1347176C1	22.95 ea.
SH982570	Chain Guide; 2200, 2400 all with manual adjust deck plates; right with hydraulic adjust deck plates.	86611426	38.95 ea.
SH86059	Chain Guide; 2200, 2400 left with hydraulic adjust deck plates.	86596059	43.95 ea.
SH87362	Chain Guide, right; 3200, 3400.	87593362	43.95 ea.
SH84263	Chain Guide, left; 3200, 3400.	84316263	43.95 ea.
SH176291	Deck Plate, left; 800.	176291C91	34.95 ea.
SH176292	Deck Plate, right; 800.	176292C91	34.95 ea.
SH199381	Deck Plate, left; 900, 1000.	199381C2	36.95 ea.
SH199382	Deck Plate, right; 900, 1000.	199382C2	36.95 ea.
SH87540	Deck Plate, left; 2200, 2400 with manual adjust.	87047540	54.95 ea.
SH87608	Deck Plate, left; 2200, 2400 with hydraulic adjust.	87047608	79.95 ea.
SH86032	Deck Plate, right; 2200, 2400 manual and hydraulic adjust.	86978032	50.95 ea.
SH87354	Deck Plate, left; 26-3/4" long, bent edge (no wear rod). 3200, 3400.	87593354	65.95 ea.
SH87364	Deck Plate, right; 26-3/4" long, bent edge (no wear rod). 3200, 3400.	87593364	65.95 ea.
Measure length of present 3200 or 3400 deck plates, 26-3/4" and 29-1/4" do not interchange. Identify edge.			
SH84514	Deck Plate, left; 29-1/4" long, bent edge with wear rod. 3200, 3400.	84409514	80.95 ea.
SH84585	Deck Plate, right; 29-1/4" long, bent edge with wear rod. 3200, 3400.	84409585	80.95 ea.
SH84493	Deck Plate, left; 29-1/4" long, flat edge with wear rod. 3200, 3400.	84410193	80.95 ea.
SH84417	Deck Plate, right; 29-1/4" long, flat edge with wear rod. 3200, 3400.	84410217	80.95 ea.
SH849758	Deck Plate, right; 2600, 4200; 4400 with 30" rows only; 4400F to s/n XXX697999.	84972758	79.95 ea.
SH849760	Deck Plate, left; 2600 to s/n XXX635999.	84972760	48.95 ea.
SH474090	Deck Plate, left; 2600 s/n XXX636000 & up, 4200; 4400 with 30" rows only; 4400F to s/n XXX697999.	47474090	45.95 ea.
SH47715	Chopping Blade; 2600, 4200; 4400 with 30" rows only.	47818715, 84340041	24.95 ea.
SH32350	Pivot Bushing for SH47715.	322630350	4.50 ea.
MHN16NF	Hex Nut for SH47715.	17039031	.99 ea.
SH14048	Washer for SH47715.	140048	.50 ea.

Case-IH Corn Heads - Shoup Parts For (Cont.)

	Order No.	Description - Fits Series	Replaces Case-IH No.	SHOUP Savings Price
	SH176118	Center Lower, Auger Trough; 800 series 4 row and larger.	176118C1	199.95 ea.
	SH179508	Auger Trough, right; 863 .	179508C1	539.95 ea.
	SH179507	Auger Trough, left; 863 .	179507C1	539.95 ea.
	SH179516	Auger Trough, right; 883 .	179516C1	595.00 ea.
	SH179515	Auger Trough, left; 883 .	179515C1	595.00 ea.
	SH199752	Auger Trough, center lower; 900, 1000 .	199752C1	160.95 ea.
	SH199749	Top Center Panel; 900, 1000 . Mounts between left and right auger troughs.	199749C1	217.95 ea.
	SH176144	Angle for SH199749.	176144C1	91.95 ea.
		<u>Includes trough, back sheet, angle.</u>		
	SH319209	Auger Trough, right; 963, 1063 .	319209A1, 199783C3, 322349A1	349.00 ea.
	SH319208	Auger Trough, left; 963, 1063 .	319208A1, 199782C3, 322341A1	349.00 ea.
	SH319213	Auger Trough, right; 983, 1083 .	319213A1, 199787C3, 322351A1	509.00 ea.
	SH319212	Auger Trough, left; 983, 1083 .	319212A1, 199786C3, 322343A1	509.00 ea.
	SH866166	Center Lower, Auger Trough. 14 ga. (.080"), stainless steel. 2200, 2400, 3200, 3400 .	87500928, 86634166	409.00 ea.
	SH1345363	Center Divider, steel; 30" rows. 900, 1000 .	1345363C1, 199558C2	579.00 ea.
	SH176464	Latch Hook for center divider; 900, 1000 .	176464C1	11.90 ea.
	SH199481	Pivot Pin; 900, 1000 .	199481C1	7.25 ea.
	RP316100	Roll Pin for SH199481.	—	.15 ea.
	SH176467	Torsion Spring, left; 900, 1000 .	176467C1	5.49 ea.
	SH176468	Torsion Spring, right; 900, 1000 .	176468C1	5.49 ea.
	SH176228	Narrow Row Center Snout with point, steel; 800, 900, 1000 .	176228C94	299.00 ea.
	SH176221	Wide Row Center Snout with point, steel; 800, 900, 1000 .	176221C94	359.00 ea.
	SH199375	Point for center snout; narrow or wide row 800, 900, 1000 .	199375C1, 176227C1	23.50 ea.
	SH199070	Center Skid Shoe; narrow row 800, 900, 1000 .	199070C2	20.95 ea.
	SH199069	Center Skid Shoe; wide row 800, 900, 1000 .	199069C2	21.95 ea.
	SH176233	Outer Snout with point, left, steel; 800, 900, 1000 .	176233C93	275.00 ea.
	SH176234	Outer Snout with point, right, steel; 800, 900, 1000 .	176234C93	275.00 ea.
	SH199068	Skid Shoe, left or right outer snout; 800, 900, 1000 .	199068C2	21.50 ea.
	SH199376	Point, left or right outer snout; 800, 900, 1000 .	199376C1, 176237C1	25.50 ea.
	SH176191	Outer Fender, left, steel; 800 .	176191C3	499.00 ea.
	SH176192	Outer Fender, right, steel; 800 .	176192C3	499.00 ea.
	SH199503	Outer Fender, left, steel; 900, 1000 .	199503C2	559.00 ea.
	SH199504	Outer Fender, right, steel; 900, 1000 .	199504C2	559.00 ea.
	SH28380	Narrow Row Center Snout, poly; 30" rows. Assembly includes cast point, support tube, reinforced plate for AHHC, prop bracket, wear strips. 2200, 2400, 2600, 3200, 3400 series.	90325380, 86620220, 87025407, 86980207 (poly only)	649.00 ea.
	SH53709	Wear Strip for 30" row center snout, left. 2200, 2400, 2600, 3200, 3400 series.	86553709	41.95 ea.
	SH53710	Wear Strip for 30" row center snout, right. 2200, 2400, 2600, 3200, 3400 series.	86553710	41.95 ea.
	SH53711	Hardware kit for SH53709, SH53710 wear strips. Includes 3 carriage bolts, washers, nuts.	—	2.50 kit
	SH35508	Prop Bracket for 30" rows; 2200, 2400, 2600, 3200, 3400 series.	86535508	15.95 ea.
	SH15180	Cast Point for 30" row center snout. Includes mounting hardware. 2200, 2400, 2600, 3200, 3400 series.	87015179	39.75 ea.
	SH2201	Snoot Boot, high impact light gray plastic cover fits over existing cast point. Embedded white reflective strip is visible in low light conditions. Smooth surface reduces trash buildup. 2200, 2400, 2600, 3200, 3400 with 30" rows.		15.95 ea.

Case-IH Corn Heads - Shoup Parts For (Cont.)



Order No.	Description - Fits Series	Replaces Case-IH No.	SHOUP Savings Price
CD199097	Rubber Ear Corn Deflector; 800, 900, 1000.	199097C2	4.25 ea.
SH86526	Rubber Ear Corn Deflector; 2200, 2400, 2600, 3200, 3400.	86526475	7.50 ea.
SH473715	Rubber Ear Corn Deflector; used on inner snouts, 30" rows. 4200, 4400.	47483715	8.95 ea.
SH475996	Rubber Ear Corn Deflector; used on outer snouts, 30" rows. 4200; 4400 to s/n XXX632499.	47515996	8.95 ea.
SH84584	Rear Curtain; 9-5/8" wide x 11-5/8" long x 1/4" thick, urethane. (Qty. used). 2608-30" (22), 2612-30" (36), 4206-30" (14), *4406-30" (14), *4408-30" (22), *4408-36" (26), *4408-38" (26), *4408F-30" (9), 4412-30"(34), *4412F-30" (8). *Confirm curtain size.	84977584	29.95 ea.
MCB825	Carriage Bolt for SH84584 (2 used).		.30 ea.
MFW8	Flat Washer for MCB825.		.10 ea.
MLN8	Lock Nut for MCB825.		.14 ea.

Poly End Deflectors

For John Deere 40 series; Case-IH 800, 900, 1000, 2200, 2400, 3200, 3400 series New Holland 996, 96C, 98C, 98D.

Includes: Left and Right poly end deflectors, hardware and drilling template.

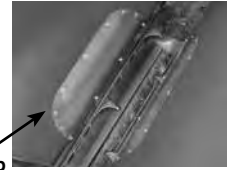


Order No.	Description	Price
67340	End Deflector. 2 included.	399.00 pr.

Stainless Steel Wear Strips for Rear Dividers


For Case-IH 2200, 2400, 2600, 3200, 3400; New Holland 996, 96C, 98C, 98D, 99C.

Stainless steel wear strips will prevent premature wear or can be used to repair damaged rear dividers. Wear strips are precut and formed for exact fit. Includes all mounting hardware.



Order No.	Description	Price
SH2200	Wear Strip Kit for 30" rows. Includes left and right wear strips for rear divider.	64.95 row

Poly Auger Trough Liner Kits for Case-IH Corn Heads



- 1/8" thick UHMW poly material covers the full length under the auger.
- Simply drill and rivet into place.
- Red in color.

Order No.	Fits Models - Series	Row - Spacing	Liner Width	Price
900, 1000 Series				
82821	943, 1043.	4 row - 30"	15-1/2"	319.00 kit
82822	963, 1063.	6 row - 30"	15-1/2"	365.00 kit
82823	983, 1083.	8 row - 30"	15-1/2"	499.00 kit
2200, 2400, 3200, 3400 Series				
82826	2206, 2406, 3206, 3406.	6 row - 30"	23-1/4"	365.00 kit
82827	2208, 2408, 3208, 3408.	8 row - 30"	23-1/4"	499.00 kit
82828	2212, 2412, 3212, 3412.	12 row - 30"	23-1/4"	730.00 kit
82851	3416.	16 row - 30"	23-1/4"	960.00 kit
2600, 4200, 4400 Series				
83861	2606, 4206, 4406.	6 row - 30"	17-3/4"	365.00 kit
83862	2608, 4208, 4408.	8 row - 30"	17-3/4"	499.00 kit
83863	2612, 4412.	12 row - 30"	17-3/4"	730.00 kit
83864	4416.	16 row - 30"	17-3/4"	960.00 kit

SHOUP® Replacement Parts for CAT, Claas-Lexion, Capello Corn Heads



Order No.	Fits Models and Row Spacing	Description	Replaces Mfg. No	Price
LE100 Import	Chain; 6R30, 8R30, 12R30, C506, C508, C512, C516, C518; all Quasar.	72 links, 9 lugs; endless	000 935 069 0, 03.2013.01	82.95 ea.
SH35068	Snapping Roll Knife, 450mm (17-11/16") long. 4 per roll. SH35068 or SH56041 confirm length.		000 935 068 0, 03.2019.00	31.95 ea.
SH56041	Snapping Roll Knife, 400mm (15-3/4") long. 4 per roll.		00 0560 410 0	32.95 ea.
SH14394	Hex Bolt for SH35068, SH56041; 12 x 1.25 x 20mm; Fits heads with poly snouts.			1.75 ea.
SH14064	Hex Bolt for SH35068, SH56041; 12 x 1.5 x 20mm; Fits heads with steel snouts. If rolls have been replaced use SH14394.			1.75 ea.
HTW12	Flat Washer for SH35068, SH56041.	12 bolts & washers used per snapping roll.		.25 ea.
SH527063	Chopping Blade, 240mm (9-7/16") long. 30" rows and wider.		00 0527 063 0, 03.2021.01	34.95 ea.
SH560209	Pivot Bushing for SH527063. 30" rows and wider.			3.25 ea.
SH560217	Hex Bolt for SH527063.			.70 ea.
SH233323	Lock Nut for SH527063.			.60 ea.











John Deere Corn Head Descriptions:
600C/600FC: 606C, 608C, 608FC, 612C, 612FC, 616C, 618C.
700C/700FC: 706C, 708C, 708FC, 712C, 712FC, 716C, 718C.
CF (Folding): C8F, C12F, C16F, C18F.
CR (Rigid): C6R, C8R, C12R, C16R, C18R.

SHOUP® Replacement Parts for John Deere 600C, 700C, CR, CF Series Corn Heads











Order No.	Description - Fits Models	Replaces JD No.	SHOUP Savings Price
SH655	Gathering Chain with chrome hardened pins ; Import. 600C series to s/n 745100.	AH208978	68.95 ea.
SH600	Gathering Chain with standard hardened black pins ; USA. 600C series to s/n 745100.	AH233139, AH233138	96.95 ea.
SH660	Gathering Chain with chrome hardened pins ; Import. 600C series s/n 745101 & up. Use with 6 tooth sprockets only.	AH234578, AXE61091	72.95 ea.
SH705	Gathering Chain with chrome hardened pins ; Import. 600C series s/n 745101 & up with RowMax™ update and 8 tooth drive sprockets; 700C, CF, CR series.	AXE62423	99.95 ea.
SH333887	Upper Drive Gathering Chain Sprocket; 8 tooth. 600C series to s/n 745100.	H233287, H221814	40.95 ea.
SH27964	Snap Ring; use with SH333887.	C17964	1.99 ea.
SH20457	Upper Drive Gathering Chain Sprocket; 6 tooth. 600C series s/n 745101 & up.	KXE10457, AXE36872	51.95 ea.
SH20488	Upper Drive Gathering Chain Sprocket; 8 tooth. 600C series s/n 745101 & up with RowMax™ update and 8 tooth drive sprockets; 700C, CF, CR series.	KXE10488	46.95 ea.
SH48646	Spiral Retaining Ring; use with SH20457 and SH20488.	HXE38646	1.99 ea.
SH331386	Lower Idler Sprocket with Bearing; 8 tooth. 600C series to s/n 745100.	AH231386, AH221638	38.95 ea.
SH71722	Bearing for Lower Idler Sprocket; 600C series to s/n 745100.	AA61722	5.49 ea.
SH73766	Lower Idler Sprocket with Bearing; 6 tooth. 600C series s/n 745101 & up.	AXE63766	35.95 ea.
SH72424	Lower Idler Sprocket with Bearing; 8 tooth. 600C series s/n 745101 & up with RowMax™ update and 8 tooth drive sprockets; 700C, CF, CR series.	AXE62424	32.25 ea.
SH27563	Bearing for Lower Idler Sprocket; 600C series s/n 745101 & up; 700C, CF, CR series.	AXE17563	14.50 ea.
SH211186	Idler Cap. 600C series s/n 745101 & up; 700C, CF, CR series.	HXE111186	1.35 ea.
SH71703	Tension Spring, Lower Idler Sprocket; 600C, 700C, CF, CR series.	HXE17908	5.19 ea.
SH204096	Lower Idler Stop Tube; 600C, 700C, CF, CR series.	N104096	8.25 ea.
SH71702	Tension Bolt, 5/8" x 10-1/2"; for SH71703.	08H4219	6.50 ea.
SH18504	Flat Washer, heat treated; for SH71702 bolt.	24H1373	2.30 ea.
HN58	5/8" Hex Nut for SH71702 bolt.		.35 ea.
SH24316	Idler Strap. 600C s/n 745101 & up; 700C, CF, CR series.	HXE14316	55.95 ea.
SH325719	Deckplate, right; hardfaced straight edge. 600C series to s/n 745100.	H225719	60.95 ea.
SH332250	Deckplate, left adjustable; hardfaced straight edge. 600C series to s/n 745100.	AH232250	89.95 ea.
SH34566	Deckplate, right; beveled edge. 600C series to s/n 745100.	HXE24566	62.95 ea.
SH27618	Deckplate, left adjustable; beveled edge. 600C series to s/n 745100.	AXE17618	84.95 ea.
SH337437	Deckplate, right; hardfaced straight edge. 600C series s/n 745101 & up; 700C, CF, CR series.	H237437	62.50 ea.
SH96178	Deckplate, left adjustable; hardfaced straight edge. 600C series s/n 745101 & up; 700C, CF, CR series.	AH234656, AXE86178	83.25 ea.
SH335033	Poly Chain Guide, right; 600C series s/n 745101 & up.	AH235033	34.95 ea.
SH335031	Poly Chain Guide, left; 600C series s/n 745101 & up.	AH235031	34.95 ea.
Ear savers are constructed from tear resistant polyurethane.			
SH326324	Ear Saver, inner snouts. 600C, 700C, CF, CR series.	HXE33313, H226324	5.95 ea.
SH326325	Ear Saver, outer snouts. 600C, 700C, CF, CR series.	HXE38892, H226325	5.95 ea.
SH46504	Chopping Blade. 600C, 700C, CF, CR series.	HXE36504	27.95 ea.
SH333284	Pivot Bushing. 600C series to s/n 745100.	H233284	9.50 ea.
SH34237	Pivot Bushing. 600C series s/n 745101 & up; 700C, CF, CR series.	HXE24237	9.50 ea.
MCB1245	Carriage Bolt, 12mm x 45mm; for SH46504.	03M7201	2.49 ea.
SH41867	Lock Nut; for MCB1245.	A31867	.80 ea.
GWK8050	Flat Washer; for MCB1245.	24M7226	.90 ea.


John Deere Corn Heads - Shoup Parts For (Cont.)

	Order No.	Description - Fits Models	Replaces JD No.	SHOUP Savings Price
	SH231600	Center Auger Trough, 94" wide, 12 ga. (30% thicker than original). 600C series to s/n 745100. Requires cutting out old trough and welding. SH231600 and SH20863 do not interchange.	—	319.00 ea.
	SH20863	Center Auger Trough, 108-5/16" wide, 14 ga. 600C series s/n 745101 & up. Bolt-in style.	HXE123115	395.00 ea.
	SH313106	Bearing, rear drive shaft; 1-1/4" hex bore. 600C series. 600C series confirm rear drive shaft size.	JD9420	33.75 ea.
	SH50895	Bearing, rear drive shaft; 1-1/2" hex bore. 600C, 700C, CF, CR series.	AE40895	47.95 ea.
	SH156816	Bearing, cross auger; 1-1/8" hex bore. 600C, 700C, CF, CR series.	AN102010	21.75 ea.
	SH20906	Narrow Row Center Snout, poly; 30" rows. Includes poly wear strips. 600C, 700C, CF, CR series.	AXE10905	349.00 ea.
	SH328917	Poly Wear Strip (4 used per snout). 600C, 700C, CF, CR series.	H228917	3.29 ea.
	SH328918	Hardware Kit for SH328917. Includes 3 bolts and nuts.	—	2.25 kit
	SH9065	Rear Divider poly wear strip kit. Fits center rows on 30", 36", 38" spacing. 600C, 700C, CF, CR series.	—	31.95 kit
	SH2205	Snout Boot, high impact yellow plastic cover fits over cast point. Embedded silver reflective strip is visible in low light conditions. Smooth surface reduces trash buildup. Fits all 600C, 700C, CF, CR series.	—	18.95 ea.

Divider Shield for John Deere with Stalkmaster™

	Order No.	Description - Fits Models	Mounting Holes		
	SH36384	Shield; 30", 36", 38". 600C series to s/n 740100.	4	HXE26384	33.95 ea.
	SH44386	Shield; 30", 36", 38". 600C series s/n 740101 to 745100. SH36384, SH44386, SH37218, SH43997 1 used per row except left end. Confirm No. of mounting holes.	6	HXE34386	51.95 ea.
	SH37218	Shield; 20", 22". 600C series to s/n 740300.	3	HXE27218	36.95 ea.
	SH43997	Shield; 20", 22". 600C series s/n 740301 to 745100.	4	HXE33997	59.95 ea.
	SH327244	Shield; left end. 600C series to s/n 745100. (1 used)	—	H227244	78.95 ea.
	SH319002	Side Shield; left & right rear. 600C series to s/n 745100. (2 used)	—	H219002	44.50 ea.
	SH28146	Divider Shield; 30", 36", 38". 600C series s/n 745101 & up, 700C series. SH28146, SH57158 1 used per row.	—	AXE18146	184.95 ea.
	SH57158	Divider Shield; 20", 22". 600C series s/n 745101 & up, 700C .	—	AXE47158	184.95 ea.

Rear Curtain Kit for 600C, 700C, CR, CF Series with Stalkmaster™




Pre-drilled 1/4" rubber, hardware included

Order No.	Model	Row Spacing	
SH50630	606C to s/n 745100	30"	362.90 kit
SH60630	606C s/n 745101 & up, 706C, C6R	30"	278.80 kit
SH50830	608C to s/n 745100	30"	409.25 kit
SH60830	608C s/n 745101 & up, 708C, C8R	30"	394.75 kit
SH61220	612C s/n 745101 & up, 712C, C12R	20"	409.50 kit
SH51222	612C to s/n 745100	22"	493.85 kit
SH61223	612C s/n 745101 to 774999	22"	449.00 kit
SH61222	612C s/n 775000 & up, 712C, C12R	22"	418.50 kit
SH51230	612C to s/n 745100	30"	618.80 kit
SH61230	612C s/n 745101 & up, 712C, C12R	30"	558.75 kit
SH61235	612FC, 712FC	30"	802.50 kit
SH61236	C12F	30"	716.50 kit
SH61630	616C, 716C, C16R	30"	868.90 kit
SH61636	C16F	30"	879.00 kit
SH61820	618C, 718C, C18R	20"	605.25 kit
SH61822	618C, 718C, C18R	22"	637.75 kit
SH61825	C18F	20"	749.00 kit
SH61826	C18F	22"	785.50 kit

Stalk Roll Puller for 40, 90, 600C, 700C, CF, CR Series

- Designed to pull roll completely off gear box.
- Use with 1/2" or 3/4" impact.
- Heat treated jaws, zinc plated.



RP500

Order No.	Description - Fits Models	
RP500	Stalk Roll Puller. 40 and 90 series with tapered or straight flute cast rolls and knife rolls. 600C, 700C, CF, CR series with straight flute cast rolls with rectangular hole below spiral.	299.00 ea.
RP600	Stalk Roll Puller. For 600C series straight flute cast rolls with rectangular cavity between flutes. Choose the correct puller for your 600C series application.	309.00 ea.




RP500 jaws grab rectangular hole.



RP600 jaws grab rectangular hole.

SHOUP® Replacement Parts for John Deere 40 and 90 Series Corn Heads



DRIVES
Made in U.S.A.



Bolts to chain flight using existing holes.



SH202448 and SH201219 do not interchange.



SH244503

SH304016

SH71703

SH84479



SH253898

SH95253 Heat Treated

Order No.	Description - Fits Models	Replaces JD No.	SHOUP Savings Price
SH100	Gathering Chain, U.S.A.; with standard hardened black pins. 40 series: 243, 244, 343, 344, 443, 444, 543, 546, 642, 643, 644, 645, 842, 843, 844, 1243. Optional chrome pin chain order SH400.	AN102009	54.95 ea.
SH150	Gathering Chain, Import; with standard hardened black pins. Fits same models as SH100.	AH229064	38.95 ea.
SH400	Gathering Chain, U.S.A.; with chrome pins. 90 series: 493, 494, 594, 693, 694, 893, 894, 1290, 1291, 1293, 1294. Optional black pin chain order SH100.	AH136671	99.95 ea.
SH450	Gathering Chain, Import; with chrome pins. Fits same models as SH400.		57.95 ea.
SH301419	Gathering Chain Poly Paddle; used on 40 or 90 series heads to help feeding. 8 pieces used per chain.		2.39 ea.
CB14100	Carriage Bolt for SH301419. 2 used per paddle.		.20 ea.
LN14NL	Lock Nut for SH301419. 2 used per paddle.		.08 ea.
SH202448	Lower Idler Gathering Chain Sprocket, sealed bearing; 8-tooth. 40 series to s/n 466450.	AN102448	15.50 ea.
SH201219	Lower Idler Gathering Chain Sprocket, relube bearing; 8-tooth. 40 series s/n 466451 & up; 90 series.	AH101219	15.50 ea.
SH475	O-Ring for SH201219 idler.	R375R	.70 ea.
SH304016	Cap with zerk for SH201219 idler.	AH204016	7.49 ea.
PB58234	5/8" Plow Bolt for SH202448, SH201219 idlers.		2.25 ea.
HN58	5/8" Hex Nut for PB58234.		.35 ea.
LW58	5/8" Lock Washer for PB58234.		.30 ea.
SH203211	Lower Idler Strap; 40 series to s/n 466450.	N103211	42.95 ea.
SH244503	Lower Idler Strap; 40 series s/n 466451 & up; 90 series.	H144503	42.95 ea.
SH71703	Tension Spring, lower idler; 40, 90 series.	N61703	5.19 ea.
SH204096	Lower Idler Stop Tube; 40, 90 series.	N104096	8.25 ea.
SH71702	Tension Bolt, 5/8" x 10-1/2"; for SH71703.	08H4219	6.50 ea.
SH18504	Flat Washer, heat treated; for SH71702 bolt.	24H1373	2.30 ea.
HN58	5/8" Hex Nut for SH71702 bolt.	14H760	.35 ea.
JN58	5/8" Jam Nut for SH71702 bolt.	14H821	.80 ea.
SH84479	Lower Idler Support; 40 series.	H84479	23.95 ea.
SH253898	Lower Idler Support; 90 series.	H153898	33.95 ea.
SH95253	Upper Drive Gathering Chain Sprocket with hex bore; 8-tooth. 40, 90 series.	H85252	19.95 ea.
SH27964	Snap Ring for SH95253.	C17964	1.99 ea.



SH104093L and SH104093R with tapered flute.

**Hardfaced for extra long wear!
New - not rebuilt!**



SH250139L and SH250138R with straight flute.

SH104093L	Left Snapping Roll; tapered flute. 40, 90 series.	H104091	114.95 ea.
SH104093R	Right Snapping Roll; tapered flute. 40, 90 series.	H104090	114.95 ea.
HB12X200GR8	Bolt for SH104093L, SH104093R. 2 used per roll.		1.25 ea.
RP516200	Inner Roll Pin for SH104093L, SH104093R. 1 used per roll.		.50 ea.
RP12200	Outer Roll Pin for SH104093L, SH104093R. 1 used per roll.		1.10 ea.
SH250139L	Left Snapping Roll; straight flute. 90 series.	H150139	119.95 ea.
SH250138R	Right Snapping Roll; straight flute. 90 series.	H150138	119.95 ea.
MHB12x50	Bolt for SH250139L, SH250138R. 2 used per roll.		1.25 ea.
RP516200	Inner Roll Pin for SH250139L, SH250138R. 2 used per roll.		.50 ea.
RP12200	Outer Roll Pin for SH250139L, SH250138R. 2 used per roll.		1.10 ea.

John Deere Corn Heads - Shoup Parts For (Cont.)

	Order No.	Description - Fits Models	Replaces JD No.	SHOUP Savings Price
Tungsten-carbide coated knife edges.				
	SH250690	Stalk Roll Knife, right. 2 used per row. 90 series.	H150690	145.95 ea.
	SH250691	Stalk Roll Knife, left. 2 used per row. 90 series.	H150691	145.95 ea.
	SH250695	Bolt Kit to mount knives to stalk roll. 1 used per row.	—	9.90 kit
	SH248320	Spiral Knife Roll Body, right. 90 series.	H148320	104.95 ea.
	SH248321	Spiral Knife Roll Body, left. 90 series.	H148321	104.95 ea.
	SH248300	Hardware Kit to mount spiral knife roll. 1 used per row.	—	4.50 kit
	SH337072	Stalk Roll Knife Kit. 1 row rebuild/conversion for 40, 90 series. Includes 2 left and 2 right knives, 1 left and 1 right spiral knife roll body, mounting hardware.	AH227072	799.00 row
To retrofit knife kit to 40 or 90 series with tapered rolls, new trash knives are required. John Deere No. AH211792 (not available from Shoup).				
	SH202233	Gathering Chain Guide; steel. 40 series.	H102233, H118945	20.75 ea.
	SH202083	Gathering Chain Guide, includes mounting hardware; cast iron. 40 series.	N102082	32.95 ea.
	SH351211	Gathering Chain Guide, includes mounting hardware; cast iron. 90 series.	H146158, H151211	32.95 ea.
	SH202068	Deckplate, right; 40 series to s/n 466450.	N102068	34.95 ea.
	SH202069	Deckplate, left; 40 series to s/n 466450.	N102069	34.95 ea.
	SH04952	Deckplate, right or left; 40 series s/n 466451 & up.	H94952	34.95 ea.
	SH254270	Deckplate, hardfaced. Left or right on 90 series with manually adjusted deckplates. Also fits right only on 90 series with hydraulically adjusted deckplates.	H149176, H154270	42.95 ea.
	SH247773	Deckplate, hardfaced. Left on 90 series with hydraulically adjusted deckplates.	AH147773	97.95 ea.
	SH240825	Spacer Plate. Fits left on 90 series with hydraulically adjusted deckplates (on top of SH247773).	AH140825	64.95 ea.
Ear savers are constructed from tear resistant polyurethane.				
	SH266582	Ear Saver. 40 series.	N101988, H166582	4.95 ea.
	SH248223	Ear Saver, used on inner snouts. 90 series to s/n 676000.	H148223	5.25 ea.
	SH248222	Ear Saver, used on outer snouts. 90 series to s/n 676000.	H148222	5.25 ea.
	SH266582	Ear Saver, used on inner and outer snouts 30" and wider rows. 90 series s/n 676001 & up.	H166582	4.95 ea.
	SH266581	Ear Saver, used on inner and outer snouts 20" and 22" rows. 90 series s/n 676001 & up.	H166581	6.90 ea.
	SH202382	Drive coupler chain. 40, 90 series.	AN102383	26.75 ea.
	SH94583	Rubber Paddle; used on cross auger. 40 series; 90 series model 894 s/n 660709 & up.	H84583	5.75 ea.
	SH249629	Rubber Paddle; used on cross auger. 90 series models 493, 494, 594, 693, 694, 893, 1293, 894 to s/n 660708.	H149629	7.75 ea.
	SH156816	Bearing, 1-1/8" hex bore; used on main drive shaft, row unit and cross auger drives and cross auger. 40, 90 series.	AN102010 SH156816	21.75 ea.
	202562	Corn Head Grease; 14 oz. tube for JD corn heads.		6.25 ea.
	302562	Corn Head Grease; 10 pack of 14 oz. tubes.		56.95 pkg.
	SH202001	Snapping Roll Shaft; 40, 90 series.	AN102001, AH143881	104.95 ea.
	SH0415	Bearing; upper snapping roll shaft. 40, 90 series.	JD9415	17.95 ea.
	SH0900	Bearing, needle; lower snapping roll shaft. 40, 90 series.	JD9900	8.95 ea.
	SH202266	Seal; lower snapping roll shaft. 40, 90 series.	AN102266	6.99 ea.
	SH246441	Cluster Gear; 40, 90 series.	AH146441, AN102004	224.95 ea.
	SH248769	Hex Shaft with Beveled Gear; upper drive. 40, 90 series.	AH148769, AH83880	134.95 ea.
	SH93875	Bushing, upper drive; for SH248769.	H83875	6.50 ea.
	SH81326	Seal, upper drive; for SH248769.	AN71326	3.95 ea.
	SH20006	Seal, gear box rear input; left or right side.	AN102006	9.75 ea.
	SH9996	Needle Bearing, gear box rear input; left or right side.	JD8896	13.25 ea.

John Deere Corn Heads - Shoup Parts For (Cont.)

	Order No.	Description - Fits Models	Replaces JD No.	SHOUP Savings Price
	SH20979	Gear Box Assembly; 40 series; 90 series except 1293 s/n 705101 & up.	AH144190, AH144191	1895.00 ea.
	SH20980	Gear Box Assembly; 1293 s/n 705101 & up.	AH209794, AH209795	1975.00 ea.
	SH40118	Row Clutch Assembly with coupler; 40 series; 90 series except 1293 s/n 705101 & up.		309.00 ea.
	SH202036	Jaw with 1-1/8" hex hub for row clutch; 40 series; 90 series except 1293 s/n 705101 & up.	N102036	124.85 ea.
	SH202023	Jaw for row clutch; 40 , 90 series.	N102023	45.75 ea.
	SH202042	Thrust Washer for row clutch; 40 , 90 series.	N102042	4.95 ea.
	SH251491	Spring; row clutch. 40 , 90 series.	H151491	49.50 ea.
	H12600	Hex Bolt for SH251491, 4 used.		2.30 ea.
	HN12	Hex Nut for H12600.		.19 ea.
	LW12	Lock Washer for H12600.	SH251491	.17 ea.
	SH202041	Retainer Plate; 40 , 90 series.	N102041	15.95 ea.
	SH202040	Coupler; 40 series; 90 series except 1293 s/n 705101 & up.	N102040	74.50 ea.
	SH215425	Spacer Bushing for SH202040, 4 used.	H115425	4.85 ea.
	H38334	Hex Bolt for SH202040, 2 used.		1.10 ea.
	LN3801	Lock Nut for H38334.		.20 ea.
	SH92243	Cross Auger Clutch Assembly, 17 tooth sprocket for 50 chain; 40 series; 90 series to s/n 665400.		449.95 ea.
	SH92245	Cross Auger Clutch Assembly, 13 tooth sprocket for 60 chain; 90 series s/n 665401 & up, except 1293 s/n 705101 & up.		486.95 ea.
	SH92246	Cross Auger Clutch Assembly, 13 tooth sprocket for 60 chain; 1293 s/n 705101 & up.		498.95 ea.
	SH235198	Jaw with 1-1/8" hex hub for cross auger; 40 series; 90 series to s/n 665400.	H135198	157.50 ea.
	SH254122	Jaw with 1-1/8" hex hub for cross auger; 90 series s/n 665401 & up, except 1293 s/n 705101 & up.	H154122	157.50 ea.
	SH306763	Jaw with 1-1/4" hex hub for cross auger; 1293 s/n 705101 & up.	H206763	157.50 ea.
	SH202023	Jaw for cross auger; 40 series; 90 series to s/n 665400.	N102023	45.75 ea.
	SH201677	Jaw for cross auger; 90 series s/n 665401 & up.	H101677	47.25 ea.
	SH202042	Thrust Washer; 40 series; 90 series to s/n 665400.	N102042	4.95 ea.
	SH09303	Thrust Washer; 90 series s/n 665401 & up.	H99303	4.75 ea.
	SH40621	Spring, cross auger clutch; 40 series; 90 series to s/n 665400.	H20621	18.95 ea.
	SH201276	Spring, cross auger clutch; 90 series s/n 665401 & up.	H101276	21.50 ea.
	SH309926	Housing, cross auger clutch; 40 , 90 series.	H209926	119.95 ea.
	SH243227	Drive Sprocket, 17 tooth for 50 chain; 40 series; 90 series to s/n 665400.	AH143227	118.95 ea.
	SH243100	Drive Sprocket, 13 tooth for 60 chain; 90 series s/n 665401 & up.	AH143100	144.00 ea.
	C38112	Carriage Bolt for SH243227 and SH243100, 4 used.		.42 ea.
	LN3801	Lock Nut for C38112.		.20 ea.




for John Deere Corn Heads

- Prevents ears from being "kicked out" of the auger on your corn head.
- See-through mesh design does not impair operator vision.
- Folds up and out of the way for easy service access to the corn head.

- **40** and **90** series mount to existing holes. **606C**, **608C**, **612C** require drilling (6) 3/8" holes in corn head.

Order No.	Fits John Deere Corn Heads	
CC90	40 and 90 series, 606C , 608C , 612C .	349.00 ea.



John Deere Corn Heads - Shoup Parts For (Cont.)


	Order No.	Description - Fits Models	Replaces JD No.	SHOUP Savings Price
 <p>Center Snout</p>	SH229764	Narrow Row Center Snout with point, steel; 30" rows. 40 series.	AH129764, AH105377	224.95 ea.
	SH229766	Wide Row Center Snout with point, steel; 36", 38", or 40" rows. 40 series.	AH129766, AH105379	324.95 ea.
 <p>SH94480</p>	SH94480	Center Snout Point, steel; interchanges with plastic or steel point. Fits narrow or wide center snout on 40 series; 50, 50A row crop.	H84480, H135290	19.75 ea.
 <p>SH219897</p>	SH219897	Latch Kit for Center Divider; 40 series.	AH119897	36.95 ea.
 <p>Outer Snout</p>	SH209667	Left Outer Snout, steel. High-Tin 40 series to s/n 380600; 50, 50A row crop.	AH89836, AH109667	269.00 ea.
	SH209666	Right Outer Snout, steel. High-Tin 40 series to s/n 380600; 50, 50A row crop.	AH89835, AH109666	269.00 ea.
<p>SH225403 & SH225402 requires use of SH203631 & SH95104.</p>	SH225403	Left Outer Snout, steel. Low-Tin 40 series s/n 380601 & up.	AH115403, AH112119	279.00 ea.
 <p>SH203631 SH95104</p>	SH225402	Right Outer Snout, steel. Low-Tin 40 series s/n 380601 & up.	AH115402, AH112118	279.00 ea.
	SH203631	Outer Snout Point, steel; 40 series; 50, 50A row crop. Will not replace plastic point.	N103631	35.95 ea.
	SH95104	Outer Skid Shoe; 40 series; 50, 50A row crop. Note: To use on 50A series, SH203631 point and SH95104 shoe are required.	H85104	22.75 ea.
 <p>Outer Fender</p> <p>High-Tin Pictured</p>	SH92434	Right Outer Fender, steel. High-Tin 40 series to s/n 380600.	AH82434, AN102066	1029.00 ea.
	SH92435	Left Outer Fender, steel. High-Tin 40 series to s/n 380600.	AH82435, AN102067	1029.00 ea.
 <p>SH228342</p> <p>90 series poly 10% thicker than original.</p>	SH228342	Right Outer Fender, steel. Low-Tin 40 series s/n 380601 & up.	AH97796, AH118342	989.00 ea.
	SH228343	Left Outer Fender, steel. Low-Tin 40 series s/n 380601 & up.	AH97797, AH118343	989.00 ea.
 <p>SH246577 SH268313</p>	SH246577	Narrow Row Center Snout, poly; 30" rows. 90 series to s/n 695300.	AH146577	375.00 ea.
	SH268313	Narrow Row Center Snout, poly; 30" rows. 90 series s/n 695301 & up.	AH168313	375.00 ea.
 <p>SH2205</p>	SH2205	Snout Boot, high impact yellow plastic cover fits over existing cast point. Embedded silver reflective strip is visible in low light conditions. Smooth surface reduces trash buildup. Fits all 90 series.		18.95 ea.

Poly Wear Strips for JD 90 series Snouts & Dividers

Poly wear strips prevent premature wear or may be used to repair damaged snouts and rear dividers. Precut and formed for exact fit. Includes mounting hardware.


Order No. Description

All kits include left and right wear strips with mounting hardware. For 30", 36" and 38" rows only.



SH9050	Front Snout kit. Fits 90 series to s/n 695300.	39.95 kit
SH9055	Front Snout kit. Fits 90 series s/n 695301 & up.	39.95 kit
SH9060	Rear Divider kit. Fits 90 series to s/n 676000.	31.95 kit
SH9065	Rear Divider kit. Fits center rows 90 series s/n 676001 & up.	31.95 kit
SH9070	Rear Divider kit. Fits outside rows 90 series s/n 676001 & up. (1 kit used).	31.95 kit

Poly Auger Trough Liner Kits for John Deere Corn Heads




- 1/8" thick UHMW poly material covers the full length under the auger.
- Simply drill and rivet into place.
- Green in color.

Order No.	Fits Models - Series	Row - Spacing	Liner Width	
40, 90 Series				
82793	443, 493.	4 row - 30"	15-1/2"	319.00 kit
82794	643, 693.	6 row - 30"	15-1/2"	365.00 kit
82795	843, 893.	8 row - 30"	15-1/2"	505.00 kit
82796	1293.	12 row - 30"	15-1/2"	735.00 kit
600C, 700C, CR Series				
82880	606C, 706C, C6R.	6 row - 30"	20"	365.00 kit
82881	608C, 708C, C8R.	8 row - 30"	20"	499.00 kit
82882	612C, 712C, C12R.	12 row - 30"	20"	730.00 kit

Replacement Auger Floor Sheets for John Deere 40 and 90 Series Corn Heads



40 series				SHOUP Savings Price				SHOUP Savings Price			
Order No.	Position	Fits Models		Order No.	Position	Fits Models		Order No.	Position	Fits Models	
SH246025	Center	443 to s/n 467620; 643, 843, 1243.	219.50 ea.	SH92817	Right or Left	643 to s/n 332700.	143.95 ea.	SH06522	Right	643 s/n 332701 & up.	143.95 ea.
SH224153	Center	443 s/n 467621 & up.	194.95 ea.	SH92817	Left	643 s/n 332701 & up.	143.95 ea.	SH202584	Right	843 to s/n 332700.	196.50 ea.
SH202296	Center	444 to s/n 332700; 644 to s/n 620636.	223.50 ea.	SH06524	Right	843 s/n 332701 & up.	196.50 ea.	SH202585	Left	843.	196.50 ea.
SH246024	Center	444 s/n 332701 & up; 644 s/n 620637 & up; 844.	219.95 ea.								
90 series				SHOUP Savings Price				SHOUP Savings Price			
Order No.	Position	Fits Models		Order No.	Position	Fits Models		Order No.	Position	Fits Models	
SH251257	Center	493; 693 to s/n 690980; 893 to s/n 695521; 1293 to s/n 695755.	239.95 ea.	SH251293	Left	693 to s/n 690980.	123.50 ea.	SH251292	Right	693 to s/n 690980.	123.50 ea.
SH279193	Center	693 s/n 690981 & up; 893 s/n 695522 & up; 1293 s/n 695756 & up.	254.95 ea.	SH279196	Left	693 s/n 690981 & up.	97.50 ea.	SH279195	Right	693 s/n 690981 & up.	97.50 ea.
SH259357	Center	494 to s/n 690315; 694 to s/n 690618; 894 to s/n 670906.	279.95 ea.	SH251260	Left	893 to s/n 695521.	164.25 ea.	SH251259	Right	893 to s/n 695521.	164.25 ea.
SH279194	Center	494 s/n 690316 & up; 694 s/n 690619 & up; 894 s/n 670907 & up.	334.95 ea.	SH279202	Left	893 s/n 695522 & up.	136.95 ea.	SH279201	Right	893 s/n 695522 & up.	136.95 ea.
				SH346441	Left	1293 to s/n 695755.	274.95 ea.	SH346440	Right	1293 to s/n 695755.	274.95 ea.
				SH279210	Left	1293 s/n 695756 & up.	274.95 ea.	SH279209	Right	1293 s/n 695756 & up.	274.95 ea.




Wedge Kit for John Deere 40, 90 and 600C Series Corn Heads

The Wedge Kit bolts onto the back of the corn head to change the angle of the head by 6-1/2 degrees. This helps level the corn head allowing the material to flow easier into the head, helping eliminate trash build-up on the corn head.

Order No.	Description - Fits Series	
SH99085	Wedge Kit; Fits low profile 40 series s/n 380601 & up; 90 series, 600C series. Will not work on Sidehill machines. Corn heads with chain coupler drives must convert to PTO drives.	625.00 kit
SH99118	PTO Drive Shaft Assembly; 1-1/8" hex bore on both ends. Required when converting from chain couplers to PTO drives (2 used). SH99118 and SH99125 closed length is 35", extended length 45".	449.00 ea.
SH99125	PTO Drive Shaft Assembly; 1-3/8" 21 spline bore and 1-1/8" hex bore ends. Required to adapt heads with chain couplers to late model combines with splined lower feeder house shaft (2 used).	449.00 ea.
SH99136	Left Hanger Brace for 40, 90 series corn heads.	104.95 ea.
SH99137	Right Hanger Brace for 40, 90 series corn heads.	104.95 ea.
SH99833	1-3/8"-21 Spline Adapter; required for 8820, 9600, 9610 combines. Left side only. Converts chain coupler sprocket on the feederhouse reverser to 1-3/8"-21 male spline. Required to accept SH99125 PTO.	109.95 ea.
SH99821	PTO adapter. 1-3/8"-21 male spline, 1-1/8" female hex. Required on combines with 1-1/8" hex feederhouse shaft to accept SH99125 drive shaft. 6600, 6620, 7700, 7720, 9400, 9410, 9500, 9510 (2) used; 8820, 9600, 9610 (1) used on right side.	145.75 ea.



Installation is fast and easy!



Patent No. 9,303,414

Keiser Bin Bolt Covers

Grain bin cleanout just got easier. Scooping and sweeping grain bins can be a frustrating and time consuming task. Flashing bolts are hard to work around and catch your shovel with every scoop.

Keiser Covers provide an effective and durable solution. The angled plastic covers move grain away from the wall and keep bin bolts hidden. Installation is easy with no holes to drill, using existing flashing bolts and self tapping screws (included).

Designed for bins with low back flashing (1-1/2" to 2" tall) and 9-3/8" to 9-1/2" bolt spacing. Use one cover per section of floor flashing.

Bin Size	Qty. Used	Order No.	Description	
21'	84	SH5347	Bin bolt cover with self tapping screws.	4.09 ea.
24'	96			
27'	108			
30'	120			
36'	144			
42'	168			
48'	192			





360 Yield Saver® for John Deere, Case-IH, New Holland, Geringhoff, Drago

Cushions Ear Impact.

Reduces Shelling.

Captures Loose Kernels.



• INTERMESHED BRUSH DESIGN

Poly blocks and angled intermeshing bristles reduce loss two ways: by cushioning the ear's impact - reducing butt shelling - and by capturing kernels.

• LOW MAINTENANCE AND EASY INSTALLATION

360 YIELD SAVER® consists of a traditional-style gathering chain with crop lugs and replaceable brush blocks. Blocks quickly snap and screw into position and are easily replaced at the end of the harvest season.

• WEAR LIFE

360 YIELD SAVER® is built to withstand the abuse. Even when brushes show some wear, they are still delivering stray kernels and nubbins to the cross auger. Average brush block life is over 150 acres per row. Wear life of the 360 YIELD SAVER® chain is a very similar to traditional gathering chains.

Order No.	Description - Fits Models	Chain Size	Links	SHOUP Savings Price
-----------	---------------------------	------------	-------	---------------------

John Deere 40/90 series.

461300	Chain with brushes, assembled.	CA555	48	650.00 row
460210	Replacement Brush Kit (1 per row).			275.00 row
460405	Spare Brush Block Kit (6L, 6R, 6 lugs per kit).			108.00 kit
460373	Crop Lug Brush Kit (12 lugs per kit).			72.00 kit

John Deere 600C series to s/n 745100 with 8 tooth sprocket.

461200	Chain with brushes, assembled.	CA620E	48	650.00 row
460250	Replacement Brush Kit (1 per row).			275.00 row
460320	Trash Shield Kit, outside rows. Modification required for inside rows.			30.00 kit
460408	Spare Brush Block Kit (6L, 6R, 6 lugs per kit).			108.00 kit
460385	Crop Lug Brush Kit (12 lugs per kit).			72.00 kit

John Deere 600C series s/n 745100 & up with 6 tooth sprocket.

461100	Chain with brushes, assembled.	CA620M	48	650.00 row
460200	Replacement Brush Kit (1 per row).			275.00 row
460315	Trash Shield Kit, outside rows. Modification required for inside rows.			30.00 kit
460407	Spare Brush Block Kit (6L, 6R, 6 lugs per kit).			108.00 kit
460372	Crop Lug Brush Kit (12 lugs per kit).			72.00 kit

John Deere 600C series s/n 745100 & up with RowMax™ update and 8 tooth sprocket; 700C, CR, CF series.

461800	Chain with brushes, assembled.	621	60	700.00 row
460280	Replacement Brush Kit (1 per row).			320.00 row
460317	Trash Shield Kit, outside rows. Modification required for inside rows.			30.00 kit
460410	Spare Brush Block Kit (6L, 6R, 6 lugs per kit).			108.00 kit
460388	Crop Lug Brush Kit (12 lugs per kit).			72.00 kit

Case-IH 1000, 2200, 2400, 3200, 3400 series; New Holland 996, 96C, 98C; 98D with 8 tooth drive sprocket. Except 20" or 22" row heads 2018 & after.

461300	Chain with brushes, assembled.	CA555	48	650.00 row
460210	Replacement Brush Kit (1 per row).			275.00 row
460405	Spare Brush Block Kit (6L, 6R, 6 lugs per kit).			108.00 kit
460373	Crop Lug Brush Kit (12 lugs per kit).			72.00 kit

Case-IH 2600, 4200, 4400, 4400F series; New Holland 99C, 980CF, 980CR.

461400	Chain with brushes, assembled.	30mm	76	775.00 row
460230	Replacement Brush Kit (1 per row).			375.00 row
460308	Trash Shield Kit; 4200, 4400, 4400F series (1 per row).			30.00 kit
460406	Spare Brush Block Kit (6L, 6R, 6 lugs per kit).			108.00 kit
460376	Crop Lug Brush Kit (16 lugs per kit).			96.00 kit

Geringhoff Northstar with 20" rows.

461600	Chain with brushes, assembled.	30mm	72	750.00 row
460240	Replacement Brush Kit (1 per row).			355.00 row
460406	Spare Brush Block Kit (6L, 6R, 6 lugs per kit).			108.00 kit
460376	Crop Lug Brush Kit (16 lugs per kit).			96.00 kit

Geringhoff Northstar with 30" rows.

461500	Chain with brushes, assembled.	30mm	76	775.00 row
460230	Replacement Brush Kit (1 per row).			375.00 row
460325	Trash Shield Kit (1 per row).			30.00 kit
460406	Spare Brush Block Kit (6L, 6R, 6 lugs per kit).			108.00 kit
460376	Crop Lug Brush Kit (16 lugs per kit).			96.00 kit

Drago Series I & II

461700	Chain with brushes, assembled.	CA550	56	700.00 row
460260	Replacement Brush Kit (1 per row).			310.00 row
460409	Spare Brush Block Kit (6L, 6R, 6 lugs per kit).			108.00 kit
460377	Crop Lug Brush Kit (14 lugs per kit).			84.00 kit



360 CHAINROLL™ for John Deere, Case-IH, Geringhoff

Fast Residue Breakdown. Better Combine Efficiency. Less Horsepower.



Order No.	Description - Fits Models	SHOUP Savings Price
-----------	---------------------------	---------------------

John Deere 40/90 series. Order: (1) chainroll kit, (1) residue knife kit per row.		
SH45302	Chainroll kit; Includes left/right roll, mounting hardware.	1090.00 row
SH45330	Residue knife kit.	110.00 row

John Deere 600C series to s/n 745100. Order: (1) chainroll kit, (1) residue knife kit per row.		
SH45201	Chainroll kit; Includes left/right roll, mounting hardware.	1090.00 row
SH45025	Residue knife kit, non-chopping heads.	110.00 row
SH45290	Residue knife kit, chopping heads.	110.00 row

John Deere 600C series s/n 745101 & up, 700C, 700FC, CF, CR series. Order: (1) chainroll kit, (1) residue knife kit per row.		
SH45101	Chainroll kit; Includes left/right roll, mounting hardware.	1090.00 row
SH45230	Residue knife kit, non-chopping heads.	110.00 row
SH45260	Residue knife kit, chopping heads.	110.00 row

Case-IH 4200, 4400, 4400F. Order: (1) chainroll kit, (1) hardware kit, (1) residue knife kit per row.		
SH45410	Chainroll plate kit.	720.00 row
SH45420	Chainroll hardware and shim kit.	30.00 row
SH45004	Residue knife kit, thru 2017. 4200, 4400 s/n starting with YE, YF, YG, YH; 4400F to s/n XXX697999.	110.00 row
SH45005	Residue knife kit, 2018 and after. 4200, 4400 s/n starting with YJ, YK; 4400F s/n XXX700000 & up.	110.00 row

Geringhoff Northstar. Order: (1) chainroll kit, (1) hardware kit, (1) residue knife kit per row.		
SH45450	Chainroll plate kit.	720.00 row
SH45471	Chainroll hardware kit, stalk rolls prior to 2012.	30.00 row
SH45470	Chainroll hardware kit, stalk rolls 2012 and newer.	30.00 row
SH45002	Residue knife kit.	110.00 row

• PRECISION RESIDUE MANAGEMENT

Cut stalks in 7" segments, ideal for row cleaners to remove, thus reducing residue in the seed trench and reducing seedling blights, wicking and lower ear counts.

• SPEED RESIDUE BREAKDOWN

Increase residue breakdown by two to three times over standard stalk rolls.

• ELIMINATE AN EXTRA PASS

Eliminate the need for a residue-sizing pass with a disk or vertical tillage tool.

• LESS HORSEPOWER

Get the benefits of a chopping head without the additional horsepower or maintenance costs associated with these expensive attachments.

• COMBINE EFFICIENCY

The aggressive piercing and pulling of the stalk through the head improves ear removal and reduces the amount of residue ingested in the feeder house.

Yetter 5000 Stalk Devastator™

- Available for John Deere, Case-IH, Geringhoff, Drago, Claas/Lexion, AGCO-Gleaner, Capello, Challenger, Fantini, Massey Ferguson, New Holland corn heads.
- Prevents damage to expensive tires and tracks on combines, trucks, tractors and implements.
- Spring-loaded, adjustable down pressure.
- Solid steel construction.
- Rollers can lock up for transport or when not in use.
- Quick and easy to install, mounting kits for most corn head models.
- Knocks over and crushes stalks for faster decomposition and microbial breakdown of residue.



To order the Stalk Devastator™ provide corn head make, model and row spacing.

No. of Rows	Row Spacing	SHOUP Savings Price
6	30"	5150.00 kit
8	30"	6850.00 kit
12	20"/22"	6850.00 kit
12	30"	10250.00 kit
16	30"	13695.00 kit
18	20"/22"	12050.00 kit
50080	Extension Kit	145.00 per arm

Additional Ordering Information:

- If used with header cart specify make, model and tire size.
- Additional 125.00 per row for Geringhoff corn heads w/chopping blades below the gearbox.
- Heads with Calmer BT choppers®, JD Intermeshing RowMax™ and 360 Chainroll™ may require extension kits.


Parts for Yetter 5000 Stalk Devastator™



Order No.	Description - Fits Models	Replaces No.	Price
SH50355	Bearing with cast housing.	5000-355	90.95 ea.
SH25059	Bearing only, sealed; for cast housing.	2550-059	57.25 ea.
SH50322	Shim washer for SH50355.	5000-322	7.30 ea.
SH25353	Hex bolt for SH50355, 1/2" x 2-1/2".	2502-353	1.49 ea.
LN12GRC	Lock nut for SH25353.	2520-357	.35 ea.
SH25709	Down pressure spring.	2550-709	32.30 ea.
SH29302	Step washer for SH25709 spring.	2975-302	9.10 ea.
SH25126	Eyebolt for SH25709.	2570-126	33.09 ea.
LN34	3/4" lock nut for SH25126.	2520-515	1.35 ea.
SH25121	Shoulder bolt for SH25126.	2510-121	10.75 ea.
SH25364	1/2" locking jam nut for SH25121.	2520-364	2.50 ea.
SH50318	Pivot bushing.	5000-318	9.85 ea.
H58300	Hex bolt for SH50318.	2502-325	1.95 ea.
LN58	Lock nut for H58300.	2520-459	.80 ea.

Stalk Stomper II

Stalk Stompers are only available for corn head applications.



Improved Design features a quick release shoe to speed-up preparation for transport and storage.

Level corn stalks ahead of combine drive tires or mount on all rows to reduce stubble damage to tractor tires on later field operations.

SHOUP® stalk stompers are greasable on all pivot points.

Poly skid covers are optional, predrilled to match steel shoes.

Order No.	Model - Row Spacing	SHOUP Savings Price
69100	John Deere 40, 90 series. All 4 row; 6 narrow.	289.00 ea.
69105	John Deere 40, 90 series. 6 wide; all 8 row; 12 narrow.	309.00 ea.
69400	CAT, Claas, Lexion all except chopping heads.	309.00 ea.
69600	Geringhoff. Specify model, year, no. rows, row spacing, folding/non-folding.	319.00 ea.
69300	Gleaner, all sizes with black square frame tube prior to 1988.	289.00 ea.
69360	Gleaner Hugger and 3000 1988 & after; MF3000, Challenger CH. All except 12 row.	289.00 ea.
69500	New Holland 974, all.	289.00 ea.
69215	New Holland 996, 96C, 98C, 98D. 30" rows.	309.00 ea.
69900	9" wide poly shoe cover. Fits all except 69180, 69185, 69225. Poly Covers are designed to fit Shoup Stalk Stompers only.	32.50 ea.
69950	14" wide poly shoe cover. Fits 69180, 69185, 69225.	42.50 ea.

Order No.	Model - Row Spacing	SHOUP Savings Price
69200	Case-IH 800 series. All 4 row; 6 narrow; 6 wide (rows 2, 3, 4, 5); 8 narrow (rows 3, 6).	289.00 ea.
69205	Case-IH 900, 1000 series. All 4 row, 6 narrow; 6 wide (rows 2, 3, 4, 5); 8 narrow (rows 3, 6).	289.00 ea.
69210	Case-IH 900, 1000 series. 8 narrow (rows 2, 7).	289.00 ea.
69215	Case-IH 2200, 2400, 3200, 3400. 30" rows.	309.00 ea.
69220	Case-IH 2600; New Holland 99C. 6 narrow (rows 1, 3, 4, 6); all 8, 12 row.	329.00 ea.
69225	Case-IH 2600; New Holland 99C. 6 narrow (rows 2, 5).	349.00 ea.
69220	Case-IH 4200; New Holland 980CR. All 6, 8, 12 row non-folding.	329.00 ea.
69220	Case-IH 4400. All 6; 30" row or wider 8, 12.	329.00 ea.
69220	Case-IH 4412F; New Holland 980CF. 12 row folding 30" row or wider (all rows except 2, 11).	329.00 ea.
69225	Case-IH 4412F; New Holland 980CF. 12 row folding 30" row or wider (rows 2, 11).	349.00 ea.

Stalk Stomper II for JD 600C, 700C Series

Confirm corn head serial no.



Features a quick release shoe to speed-up transport preparation. Regreasable pivot point. Poly covers are optional and are predrilled to match steel shoes.

Order No.	Model - Row Spacing	Row Spacing	SHOUP Savings Price
Non-Chopping and Stalkmaster™ Chopping Heads 600C prior to s/n 745100.			
69150	606C (rows 1, 6 on 30" spacing); 608C (except row 4); 612C (except rows 3, 6, 10).	30", 36", 38"	309.00 ea.
69155	606C (row 3 on 30" spacing); 608C (row 4); 612C (row 6).	30", 36", 38"	329.00 ea.
69160	606C (rows 2, 4, 5 on 30" spacing); 612C (rows 3, 10).	30", 36", 38"	329.00 ea.
69150	612C (rows 1, 2, 5, 8, 11, 12).	20"	309.00 ea.
69160	612C (rows 3, 4, 7, 9, 10).	20"	329.00 ea.
69155	612C (row 6).	20"	329.00 ea.
69150	612C (except row 6).	22"	309.00 ea.
69155	612C (row 6).	22"	329.00 ea.
Non-Chopping and Stalkmaster™ Chopping Heads 600C s/n 745100 & up, 700C.			
Stalkmaster™ Chopping Heads require modification/cutting to rear curtain.		Call for row spacings not listed.	
69170	606C, 706C (rows 1, 2, 4, 5, 6); 608C, 708C, 708FC (rows 1, 3, 5, 6, 8); 612C, 612FC, 712C, 712FC (rows 1-5, 7-12); 616C, 716C (rows 1, 2, 4, 5, 7, 9, 10, 12, 13, 15, 16).	30"	309.00 ea.
69175	606C, 706C (row 3); 608C, 708C, 708FC (row 4); 612C, 612FC, 712C, 712FC (row 6); 616C, 716C (row 8).	30"	319.00 ea.
69180	608C, 708C, 708FC (row 2); 616C, 716C (rows 3, 6).	30"	319.00 ea.
69185	608C, 708C, 708FC (row 7); 616C, 716C (rows 11, 14).	30"	319.00 ea.
69170	618C, 718C (rows 1-5, 8, 10, 11, 14-18).	20"	309.00 ea.
69175	618C, 718C (row 9).	20"	319.00 ea.
69180	618C, 718C (rows 12, 13).	20"	319.00 ea.
69185	618C, 718C (rows 6, 7).	20"	319.00 ea.
69170	612C, 612FC, 712C, 712FC (rows 1, 2, 5, 7, 8, 11, 12).	22"	309.00 ea.
69175	612C, 612FC, 712C, 712FC (row 6).	22"	319.00 ea.
69180	612C, 612FC, 712C, 712FC (rows 9, 10).	22"	319.00 ea.
69185	612C, 612FC, 712C, 712FC (rows 3, 4).	22"	319.00 ea.
69900	9" wide poly skid shoe cover. Fits all except 69180, 69185, 69225.		32.50 ea.
69950	14" wide poly skid shoe cover. Fits only 69180, 69185, 69225. Poly Covers are designed to fit Shoup Stalk Stompers only.		42.50 ea.

4 Stalk Stompers

- 12" shoe widths, optimal for knocking down stalks.
- 1/2" thick UHMW poly shoes reduce weight by 25% compared to steel shoes.
- Rubber torsion spring on each shoe to handle shock load and flex up to 35°.
- Shoes are easily rotated or removed for transport.
- Closed tail prevents accidental reverse damage.
- Kits include toolbar and mounting brackets.



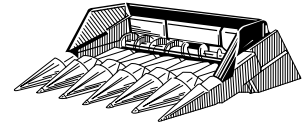
Description - Fits Models	Qty. of Shoes	Row Spacing	Order No.	SHOUP Savings Price
Case-IH and New Holland Corn Heads				
Full Kit (includes all rows on corn head)				
Case-IH 963, 964, 1063, 1064.	6	28", 30", 36", 38", 40"	G4984	2884.00 kit
Case-IH 983, 984, 1083, 1084.	8	28", 30", 36", 38", 40"	G4990	3708.00 kit
Case-IH 2206, 2406, 3206, 3406; New Holland 96C, 98C, 98D, 996 6 row.	6	30", 36", 38"	G4911	3477.00 kit
Case-IH 2208, 2408, 3208, 3408; New Holland 96C, 98C, 98D, 996 8 row.	8	22", 30"	G4917	4223.00 kit
	8	36", 38"	G4933W	4457.00 kit
Case-IH 2212, 2412, 3212, 3412; New Holland 96C, 98C, 98D, 996 12 row.	12	20", 22", 30"	G4918	5588.00 kit
Case-IH 2606, 4206, 4406; New Holland 99C (Rigid), 980CR 6 row.	6	30", 36", 38"	G4893	3296.00 kit
Case-IH 2608, 4208, 4408; New Holland 99C (Rigid), 980CR 8 row.	8	30"	G4894	3914.00 kit
Case-IH 2612, 4412; New Holland 99C (Rigid), 980CR 12 row.	12	20", 22", 30"	G4895	5202.00 kit
Case-IH 4412F; New Holland 980CF 12 row.	12	30"	G4943	6155.00 kit
Case-IH 4416; New Holland 980CR 16 row.	16	20", 22", 30"	G4896	6979.00 kit
Case-IH 4418.	18	20", 22"	G4897	7700.00 kit
Partial Kit (choose quantity of stompers for corn head)				
Case-IH 963, 964, 1063, 1064.	4	28", 30", 36", 38", 40"	G4983	1932.00 kit
	2		G4981	1288.00 kit
	6		G4989	3245.00 kit
Case-IH 983, 984, 1083, 1084.	4	28", 30", 36", 38", 40"	G4986	2421.00 kit
	2		G4985	1751.00 kit
Case-IH 2206, 2406, 3206, 3406; New Holland 96C, 98C, 98D, 996 6 row.	4	30", 36", 38"	G4909	2272.00 kit
	2		G4908	1751.00 kit
Case-IH 2208, 2212, 2408, 2412, 3208, 3212, 3408, 3412; New Holland 96C, 98C, 98D, 996 8, 12 row.	6	20", 22", 30"	G4916	3528.00 kit
	4		G4913	2601.00 kit
	2		G4912	2009.00 kit
Case-IH 2208, 2408, 3208, 3408; New Holland 96C, 98C, 98D, 996 8, 12 row.	6	36", 38"	G4932W	3581.00 kit
Case-IH 2608, 2612, 4208, 4408, 4412, 4416, 4418; New Holland 99C (Rigid), 980CR 8, 12, 16 row.	6	20", 22", 30", 36" 38"	G4893	3296.00 kit
Case-IH 2606, 2608, 2612, 4206, 4208, 4406, 4408, 4412, 4416, 4418; New Holland 99C (Rigid), 980CF, 980CR 6, 8, 12, 16 row.	4	20", 22", 30", 36", 38"	G4892	2653.00 kit
	2		G4891	2009.00 kit
Geringhoff Corn Heads				
Full Kit (includes all rows on corn head)				
NorthStar, Patriot NorthStar, Rota Disc®, Patriot Rota Disc® 6 row (Rigid).	6	30", 36"	G4673	2884.00 kit
NorthStar, Patriot NorthStar, Rota Disc®, Patriot Rota Disc® 8 row (Rigid).	8	30", 36", 38"	G4674	3863.00 kit
NorthStar, Patriot NorthStar, Rota Disc®, Patriot Rota Disc® 8 row (Folding).	8	30"	G4681F	4050.00 kit
NorthStar, Patriot NorthStar, Rota Disc®, Patriot Rota Disc® 12 row.	12	20", 22", 30", 36"	G4675	5047.00 kit
NorthStar, Patriot NorthStar, Rota Disc®, Patriot Rota Disc® 16 row (Rigid).	16	20", 22", 30"	G4676	5974.00 kit
NorthStar, Patriot NorthStar, Rota Disc®, Patriot Rota Disc® 18 row (Rigid).	18	20", 22"	G4677	6901.00 kit
Partial Kit (choose quantity of stompers for corn head)				
NorthStar, Patriot NorthStar, Rota Disc®, Patriot Rota Disc® 8-18 row (Rigid).	6	20", 22", 30", 36", 38"	G4673	2884.00 kit
NorthStar, Patriot NorthStar, Rota Disc®, Patriot Rota Disc® 6-18 row (Rigid).	4	20", 22", 30", 36", 38"	G4672	1932.00 kit
	2		G4671	1314.00 kit

G4 Stalk Stompers (Cont.)

Description - Fits Models	Qty. of Shoes	Row Spacing	Order No.	SHOUP Savings Price
John Deere Corn Heads				
Full Kit (includes all rows on corn head)				
443, 444, 493, 494.	4	30", 36", 38", 40"	G4967	2344.00 kit
643, 644, 693, 694.	6	30", 36", 38", 40"	G4968	3348.00 kit
843, 893.	8	30"	G4970	3708.00 kit
844, 894.	8	36", 38", 40"	G4978W	3968.00 kit
1243, 1290, 1291, 1293.	12	20", 22", 30"	G4971	5253.00 kit
606C, 706C.	6	30", 36", 38"	G4626	3142.00 kit
608C, 708C (Rigid).	8	30", 36", 38"	G4627	3914.00 kit
612C, 712C (Rigid).	12	20", 22", 30"	G4628	5356.00 kit
612FC, 712FC (Folding).	12	30"	G4870	5768.00 kit
616C, 716C.	16	30"	G4629	6644.00 kit
618C, 718C.	18	20", 22"	G4630	6979.00 kit
C6R.	6	30", 36", 38"	G4769	3168.00 kit
C8R.	8	30", 36", 38"	G4771	4017.00 kit
C12R.	12	20", 22", 30", 36", 38"	G4772	5408.00 kit
C12F.	12	30"	G4773	5794.00 kit
C16R.	16	30"	G4774	7185.00 kit
C18R.	18	20", 22"	G4776	7803.00 kit
Partial Kit (choose quantity of stompers for corn head)				
843, 893, 1243, 1290, 1291, 1293.	6	20", 22", 30"	G4969	3245.00 kit
643, 644, 693, 694, 843, 844, 893, 894, 1243, 1290, 1291, 1293.	4	20", 22", 30", 36", 38", 40"	G4966	2421.00 kit
443, 444, 493, 494, 643, 644, 693, 694, 843, 844, 893, 894, 1243, 1290, 1291, 1293.	2	20", 22", 30", 36", 38", 40"	G4965	1751.00 kit
608C, 612C, 616C, 618C, 708C, 712C, 716C, 718C.	6	20", 22", 30", 36", 38"	G4626	3142.00 kit
606C, 608C, 612C, 616C, 618C, 706C, 708C, 712C, 716C, 718C.	4	20", 22", 30", 36", 38"	G4625	2369.00 kit
	2		G4624	1803.00 kit
C8R, C12R, C16R, C18R.	6	20", 22", 30", 36", 38"	G4769	3168.00 kit
C6R, C8R, C12R, C16R, C18R.	4	20", 22", 30", 36", 38"	G4768	2472.00 kit
	2		G4767	1957.00 kit
Drago Corn Heads				
Full Kit (includes all rows on corn head)				
Series I & II 6 row . Series II requires (1) 41958 offset bracket set.	6	30", 36", 38"	G4655	3013.00 kit
Series I & II 8 row .	8	20", 22", 30", 36", 38"	G4656	3863.00 kit
Series I & II 12 row (Rigid) .	12	20", 22", 30", 36", 38"	G4657	5073.00 kit
Series I & II 12 row (Folding) .	12	30"	G4659	5871.00 kit
Series I & II 16 row .	16	20", 22", 30"	G4660	6103.00 kit
Series I & II 18 row .	18	20", 22"	G4661	6979.00 kit
GT series 6 row . Requires (1) 42420 header bracket set.	6	30", 36", 38"	G4641	3245.00 kit
GT series 8 row (Rigid) .	8	20", 22"	G4642	3966.00 kit
GT series 12 row (Rigid) .	12	20", 22", 30", 36", 38"	G4643	5305.00 kit
GT series 12 row (Folding) .	12	30"	G4753	5794.00 kit
GT series 16 row .	16	20", 22", 30"	G4644	6335.00 kit
GT series 18 row .	18	20", 22"	G4645	6979.00 kit
Partial Kit (choose quantity of stompers for corn head)				
Series I & II 8, 12 row (Rigid) .	6	20", 22", 30", 36", 38"	G4655	3013.00 kit
Series I & II 6, 8, 12 row (Rigid) . 6 row requires (1) 41958 offset bracket set.	4	20", 22", 30", 36", 38"	G4654	2189.00 kit
	2		G4653	1700.00 kit
GT series 8, 12, 16, 18 row (Rigid) .	6	20", 22", 30", 36", 38"	G4641	3245.00 kit
GT series 6, 8, 12, 16, 18 row (Rigid) . 6 row requires (1) 42420 header bracket set.	4	20", 22", 30", 36", 38"	G4640	2369.00 kit
	2		G4639	1803.00 kit
Offset Bracket Set required for 6 row Series II.			41958	165.00 set
Header Bracket Set for required 6 row GT series.			42420	315.00 set



SHOUP® Replacement Parts for Drago, Geringhoff Corn Heads



Order No.	Description		Replaces OEM No.	SHOUP Savings Price
DRAGO Corn Head For Legacy, Series I & II corn heads; DG9060, DG9340, DG11030 also fit GT Series.				
DG500	Chain; all except 20" rows. Import, chrome pins.	56 links, 7 lugs, endless	DR-10120	79.95 ea.
DG525	Chain; 20" rows only. Import, chrome pins.		DR-10120A	79.95 ea.
DG10011	Idler sprocket with bearing.		DR-10010	62.95 ea.
DG10030	Lower idler bearing.		DR-10030	13.95 ea.
DG10020	Idler cap. (2 used).		DR-10020	4.95 ea.
DG10040	Adapter bushing.		DR-10040	13.25 ea.
DG10070	12mm countersunk bolt for DG10011 idler.		DR-10070	1.30 ea.
MLN12	12mm nylon lock nut for DG10070.		DR-12330	.50 ea.
DG10060	Snap ring, 62mm; holds bearing in lower idler sprocket.		DR-10060	.90 ea.
DG10050	Snap ring, 29mm; holds adapter bushing in bearing.		DR-10050	.45 ea.
DG9060	Chain guide, L-shape, poly. 4 per row.		DR-9060	9.75 ea.
DG9340	Chain guide, flat, poly. 6 per row.		DR-9340	5.95 ea.
DG9071	Bolt and lock nut for DG9060, DG9340. 2 per guide.			.74 ea.
DG11030	Snapping roll knife. 4 per roll.		DR-11030	39.95 ea.
DG11035	Hex bolt 12 x 20mm, flat washer for DG11030. 16 per roll.			1.40 ea.
DG11040	Hex bolt 12 x 60mm, hex nut, (2) flat washer for DG11030. 2 per roll.			1.70 ea.
DG12300	Chopping blade; fits chopping heads. 2 per row.		DR-12300	35.50 ea.
DG12310	Pivot bushing, use with DG12300.		DR-12310	5.90 ea.
DG12330	Lock nut.		DR-12330	1.09 ea.






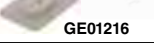
GERINGHOFF Corn Heads

Gathering Chains

















	Rota Disc® 30" thru 40" rows; NorthStar 30" thru 40" rows; MS Cornstar 30" thru 40" rows	GE100	6 lugs, 76 links, endless.	034851	69.95 ea.
		GE300 <small>Import</small>	9 lugs, 76 links, endless.	034859	69.95 ea.
	Rota Disc® 20" & 22" rows; NorthStar 20" & 22" rows; MS Cornstar 20" & 22" rows; PC Series 28" thru 38" rows; Patriot Roto Disc® 20" thru 40" rows; Patriot NorthStar 20" thru 40" rows	GE200	6 lugs, 72 links, endless.	034850, 034818	69.95 ea.
		GE400 <small>Import</small>	9 lugs, 72 links, endless.	034860	69.95 ea.

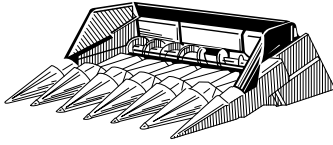
	GE01217	Wear Pad, gathering chain, poly. 2 per row.		501217	2.29 ea.
	GE32012	Lower Idler Sprocket, 17 tooth. 28" or wider rows.		032012, 032058	41.50 ea.
	GE32033	Lower Idler Sprocket, 13 tooth. 20" or 22" rows.		032033, 032060	33.95 ea.
	GE41242	Dust cap for GE32012, GE32033.		041242	13.50 ea.
	GE41015	Snap ring for GE32012, GE32033.		041015	.35 ea.
	SH502350	Snapping roll knife, left. 4 per roll.		502350, 502356	42.95 ea.
	SH502351	Snapping roll knife, right. 4 per roll.		502351, 502357	42.95 ea.
	SH502300	Hex bolt, washer, nut. Rolls prior to 2012. 6 per roll.			1.95 ea.
	SH502305	Hex bolt, flat washer. Rolls 2012 & newer. 12 per roll. 2012 and newer, bolts thread into stalk roll shaft.			2.25 ea.
	GE02352	Working edge, left. 4 per roll.		502352	14.95 ea.
	GE02353	Working edge, right. 4 per roll.		502353	14.95 ea.
	SH501060	Standard cutting disc.		501060, 501063	35.50 ea.
	GE501251	Rotating knife for Rota Disc®, bolts to larger (right) roller. 3 per roll.		501251	28.95 ea.
	GE40725	Hex bolt for GE501251. 6 per roll.		040725	1.10 ea.
	GE40114	Serrated washer for GE501251. 6 per roll.		040114	.15 ea.
	GE501839	Stationary knife for Rota Disc®. 1 per roll.		501839	44.95 ea.
	MFB1235	Flange bolt for GE501839. 3 per roll.		040879	6.25 ea.
	MFN12	Flange nut for GE501839. 3 per roll.		040070	.75 ea.
	GE3154	Ear Saver for NorthStar and Rota Disc®. Used on all inner snouts; outer snouts on 40" rows.		003154	15.50 ea.
	GE504188	Ear Saver for NorthStar and Rota Disc®. Used on outer snouts 20" thru 32" rows.		504188	15.50 ea.

Geringhoff Corn Heads - Shoup Parts For (Cont.)

	Order No.	Description - Fits Models	Replaces OEM No.	SHOUP Savings Price
 GE01820	GE01820	Deck plate, left. NorthStar 2010 & after; Rota Disc®. Optional on NorthStar prior to 2010.	501820	91.95 ea.
 GE01823	GE01823	Deck plate, right. NorthStar 2010 & after; Rota Disc® prior to 2012. Optional on NorthStar prior to 2010.	501823	79.95 ea.
 GE01151	GE01151	Deck plate, right. Rota Disc® 2012 & after. *Cast guides 5501158 not included.	5501154, 5501151*	89.95 ea.
 GE01216	GE01216	Wear Pad for deck plate, poly. 5 or 6 per row.	501216	1.10 ea.

SHOUP® Replacement Parts for Fantini, Harvestec, MacDon, Massey Ferguson Corn Heads

	Order No.	Fits Models	Description	Replaces OEM No.	SHOUP Savings Price
FANTINI Corn Heads					
 SH6943	SH6943 Import	Chain; L02, LH2.	CA627 Metric; 30mm pitch; 78 links, 8 lugs; endless	6943	92.95 ea.
	SH18965 Import	Chain; L03, LH3.	CA627 Metric; 30mm pitch; 76 links, 6 lugs; endless	18965	91.95 ea.
HARVESTEC Corn Heads					
 HT200 HT100	HT200 Import	Chain; 440, 630, 636, 830, 836, 840 with 12 tooth top sprocket and 16 tooth lower idler.	CA627 Metric; 30mm (1-3/16") pitch; 70 links, 7 lugs; endless	1.326.221	95.95 ea.
Confirm chain pitch and number of links.					
 MF305 (DRIVES)	MF305	Chain; 440, 630, 636, 830, 836, 840 built 2001 & before with 9 tooth top sprocket and 11 tooth lower idler.	CA550 USA; 1-5/8" pitch; 51 links, 7 lugs; endless	106488W91	104.95 ea.
 HT300 MF305 (DRIVES)	HT300	Chain; 440, 630, 636, 830, 836, 840 built 2002 & after with 9 tooth top sprocket and 11 tooth lower idler.	CA550 USA; 1-5/8" pitch; 50 links, 7 lugs; endless	1.326.222	104.95 ea.
	HT100 Import	Chain; 4000, 5000 series.	CA627 Metric; 73 links	1.352.767	97.95 ea.
	HT200	Chain; 6000 series.	CA627 Metric; 70 links	1.326.221	95.95 ea.
MACDON Corn Heads					
 MF105	HT200 Import	Chain; C2012, C2012C, C2018, C2018C, C2208, C2208C, C2212, C2212C, C2218, C2218C, C3006, C3006C, C3008, C3008C, C3008CF, C3008F, C3012, C3012C, C3012CF, C3012F, C3016, C3016C, C3808, C3808C, C3812, C3812C.	CA627 Metric; 30mm pitch; 70 links, 7 lugs; endless	84513262210	95.95 ea.
MASSEY FERGUSON Corn Heads 3000, 3200, 3300 Series see pg. 351.					
 MF105	MF105 Import	Gathering Chain; 24, 33, 34, 43, 44, 62, 63, 64, 82, 83; all 1100 series.		241090M1	76.95 ea.
 HT200	HT200 Import	Gathering Chain. Fits 800 series with 12 tooth upper sprocket and 16 tooth lower idler.	CA627 Metric; 30mm pitch; 70 links with 7 lugs; endless	106084W1	95.95 ea.
Confirm chain pitch and number of links.					
 MF305 (DRIVES)	MF305	Gathering Chain. Fits 800 series with 9 tooth upper sprocket and 11 tooth lower idler.	CA550 USA; 1-5/8" pitch; 51 links with 7 lugs; endless	106488W91	104.95 ea.
 CS363282	CS363282	Lower Idler Sprocket, 8-tooth with 1/2" bore; most early model heads.		263282M1	34.95 ea.
 CS844076	CS844076	Lower Idler Sprocket, 8-tooth with 5/8" bore; late model heads.		844076M2	33.95 ea.
 CS363506	CS363506	5/8" bolt, washers and lock nut for CS844076.			2.75 ea.
 CF264687	CF264687	Snapping Roll Flute, 2 used per roll; 1124, 1134, 1143, 1144, 1153, 1163, 1164, 1183. Also replaces early style left hand 245230M1 flute & right hand 245229M1 flute on 24, 33, 34, 43, 44, 62, 63, 64, 83.		264687M2	21.95 ea.
 H12214	H12214	Hex Bolt, 1/2" x 2-1/4"; for CF264687. 3 used per roll.			1.05 ea.
 LN12	LN12	Lock Nut, 1/2"; for CF264687. 3 used per roll.			.35 ea.
 NPS104RPC	NPS104RPC	Bearing, Upper, Snapping Roll Shaft; 2 used per row. 24, 33, 34, 43, 44, 62, 63, 64, 83; all 1100 series.			19.75 ea.
 SH630836	SH630836	Bearing, Lower, Snapping Roll Shaft; 4 used per row. 24, 33, 34, 43, 44, 62, 63, 64, 83; all 1100 series.			12.50 ea.



SHOUP® Replacement Parts for New Holland Corn Heads

(Drives)




Order No.	Description - Fits Models	Replaces NH No.	SHOUP Savings Price
NH100	Gathering Chain, U.S.A., CA555, 10 lugs; 962 (1977 and later).	254296	84.95 ea.
SH100	Gathering Chain, U.S.A.; standard hardened pins, 8 lugs; 974, 996, 96C, 98C; 98D thru 2010.	9613279	54.95 ea.
SH150	Gathering Chain, Import; standard hardened pins, 8 lugs; 974, 996, 96C, 98C; 98D thru 2010.	—	38.95 ea.
SH400	Gathering Chain, U.S.A.; chrome pins, 8 lugs; 974, 996, 96C, 98C; 98D thru 2010.	86523386	99.95 ea.
IH360	Gathering Chain, U.S.A., standard hardened pins, 6 lugs; 98D 2011 & newer.	—	54.95 ea.
IH460	Gathering Chain, U.S.A., chrome pins, 6 lugs; 98D 2011 & newer.	84284709	93.95 ea.
SH500	Gathering Chain, Import, chrome pin; 99C, 980CF, 980CR.	84251979	69.95 ea.
SH84635	Lower Idler Sprocket, 8-tooth, 5/8" bore; 962 with CA555 chain ('77 & later); 974, 996, 96C, 98C, 98D.	84549635, 87034967	20.75 ea.
SH906258	Lower Idler Sprocket with bearing and shields; solid 15 tooth design replaces riveted sprocket. 99C, 980CF, 980CR.	47906258	89.95 ea.
SH354526	Tension Spring for Lower Idler Sprocket; 96C, 98C, 98D; 974 to s/n 536454, 996.	86583948	7.50 ea.
SH675499	Tension Bolt; use with SH354526.	675499	10.95 ea.
SH18504	Hardened Washer for SH675499.	130358	2.30 ea.
HN58	5/8" Hex Nut for SH675499.		.35 ea.
SH87139	Lower Idler Strap; 96C, 98C, 98D; 974 to s/n 536454; 996.	87029139	45.95 ea.
SH86369	Lower Idler Support; 96C, 98C, 98D; 974 to s/n 536454; 996.	86611369	47.95 ea.
SH86371	Upper Drive Gathering Chain Sprocket; 996, 96C, 98C; 98D with cast snapping rolls (confirm 8 tooth).	86611371, 86530075	31.25 ea.
SH86837	Upper Drive Gathering Chain Sprocket; splined bore. 98D prior to 2013 with knife snapping rolls (confirm 7 tooth).	86837081	26.95 ea.
SH87361	Upper Drive Gathering Chain Sprocket; round bore. 98D 2013 and after with knife snapping rolls (confirm 7 tooth).	84347361	34.95 ea.
SH84325	Upper Drive Gathering Chain Sprocket. 99C, 980CF, 980CR.	84977235	69.95 ea.
SH87741	Snapping Roll Knife; 98D. 4 per roll.	87598741	25.95 ea.
CK326816	Hex Bolt for SH87741. 8 per roll.		.99 ea.
CK25281	Hex Bolt for SH87741. 2 per roll.		1.60 ea.
CK25526	Special Nut for SH87741. 2 per roll.		.30 ea.
HTW12	Heat Treated Washer for SH87741. 12 per roll.		.25 ea.
SH91950	Snapping Roll Knife; 99C, 980CF, 980CR. 4 per roll.	322591950, 84499693	34.95 ea.
SH91935	Hex Bolt, flat washer, lock washer, for SH91950. 12 per roll.		1.95 ea.
SH176301	Drive Coupling; 98D.	176301C2	23.75 ea.
SH84943	Right Stalk Roll Shaft with cast point, water pump bearing, steel shield. 98D with knife rolls.	84417943	299.95 ea.
SH84940	Left Stalk Roll Shaft with cast point, water pump bearing, steel shield. 98D with knife rolls.	84417940	299.95 ea.
SH1327204	Support for stalk roll, left. 98D with knife rolls.	1327204C1	56.95 ea.
SH1327205	Support for stalk roll, right. 98D with knife rolls.	1327205C1	56.95 ea.
SH0415	Bearing, upper snapping roll shaft. 96C, 98C.	86523363	17.95 ea.
SH0900	Needle Bearing, lower snapping roll shaft. 96C, 98C.	86523364	8.95 ea.
SH202266	Seal, lower snapping roll shaft. 96C, 98C.	86529697	6.99 ea.
SH47715	Chopping Blade; 99C, 980CF, 980CR.	47818715, 84340041	24.95 ea.
SH32350	Pivot Bushing for SH47715.	322630350	4.50 ea.
MHN16NF	Hex Nut for SH47715.	17039031	.99 ea.
SH14048	Washer for SH47715.	140048	.50 ea.
SH86785	Bearing, 1-1/4" hex bore. Used on main drive. 996, 96C, 98C, 98D, 99C.	86523785	32.50 ea.
SH121602	Bearing, 1-1/8" hex bore. Used on auger. 996, 96C, 98C, 98D, 99C.	121602	27.75 ea.

New Holland Corn Heads - Shoup Parts For (Cont.)

	Order No.	Description - Fits Models	Replaces NH No.	SHOUP Savings Price
	SH982570	Chain Guide; 974 s/n 536455 & up; 996, 96C, 98C with manual adjust deck plates, right (only) with hydraulic adjust deck plates.	86611426	38.95 ea.
	SH86059	Chain Guide; 996, 96C, 98C left (only) with hydraulic adjust deck plates.	86596059	43.95 ea.
	SH982569	Deck Plate, left or right on 974, 996, 96C with manual adjust; right only with hydraulic adjust.	86611428	51.50 ea.
	SH86465	Deck Plate, left, with hydraulic adjust; 996 to s/n 612923.	86586465	79.95 ea.
	SH86061	Deck Plate, left, with hydraulic adjust; 996 s/n 612924 & up; 96C .	86596061	79.95 ea.
	SH87540	Deck Plate, left, bent edge, with manual adjust. 98C .	87047540	54.95 ea.
	SH87608	Deck Plate, left, bent edge, with hydraulic adjust. 98C .	87047608	79.95 ea.
	SH86032	Deck Plate, right, bent edge, manual or hydraulic adjust. 98C .	86978032	50.95 ea.
	SH84514	Deck Plate, left; 29-1/4" long , bent edge with wear rod; 98D .	84409514	80.95 ea.
	SH84585	Deck Plate, right; 29-1/4" long , bent edge with wear rod; 98D .	84409585	80.95 ea.
	SH84493	Deck Plate, left; 29-1/4" long , flat edge with wear rod. 98D .	84410193	80.95 ea.
	SH84417	Deck Plate, right; 29-1/4" long , flat edge with wear rod. 98D .	84410217	80.95 ea.
	SH849758	Deck Plate, right; 99C, 980CR; 980CF to s/n 697999.	84972758	79.95 ea.
	SH849760	Deck Plate, left; 99C to s/n XXX635999.	84972760	48.95 ea.
	SH474090	Deck Plate, left; 99C s/n XXX636000 & up; 980CR; 980CF to s/n 697999.	47474090	45.95 ea.
	SH713299	Rubber Ear Retainer. 974 .	613299	5.29 ea.
	SH86526	Rubber Ear Retainer. 996, 96C, 98C, 98D, 99C .	86526475	7.50 ea.
	SH473715	Rubber Ear Retainer; used on inner snouts, 30" rows. 980CR, 980CF .	47483715	8.95 ea.
	SH475996	Rubber Ear Retainer; used on outer snouts, 30" rows. 980CR; 980CF to s/n 685999.	47515996	8.95 ea.
	SH28381	Narrow Row Center Snout, poly; 30" rows. Assembly includes cast point, support tube, reinforced plate for AHHC, prop bracket, wear strips. 996, 96C, 98C, 98D, 99C .	86978707, 86608636 (poly only)	649.00 ea.
	SH53709	Wear Strip for 30" row center snout, left. 996, 96C, 98C, 98D, 99C .	86553709	41.95 ea.
	SH53710	Wear Strip for 30" row center snout, right. 996, 96C, 98C, 98D, 99C .	86553710	41.95 ea.
	SH53711	Hardware kit for SH53709, SH53710 wear strips. Includes (3) carriage bolts, washers, nuts.		2.50 ea.
	SH35508	Prop Bracket; 30" rows. 996, 96C, 98C, 98D, 99C .	86535508	15.95 ea.
	SH15180	Cast point for 30" row center snouts. Includes mounting hardware. 996, 96C, 98C, 98D, 99C .	87015179	39.75 ea.
	SH2201	Snoot Boot, high impact light gray plastic cover fits over existing cast point. Embedded white reflective strip is visible in low light conditions. Smooth surface reduces trash buildup. 98C, 98D, 99C with 30" rows.	SH2201 	15.95 ea.
	SH84584	Rear Curtain; 9-5/8" wide, 11-5/8" long, 1/4" thick, urethane. (Qty. used) *980CF-8R30 (9), *980CF-12R30 (8), *980CR-6R30 (14), 980CR-8R30 (22), *980CR-8R36 (26), *980CR-8R38 (26), 980CR-12R30 (36), 980CR-16R30 (32) . *Confirm curtain size.	84977584	29.95 ea.
	MCB825	Carriage Bolt for SH84584 (2 used).		.30 ea.
	MFW8	Flat Washer for MCB825.		.10 ea.
	MLN8	Lock Nut for MCB825.		.14 ea.

Poly Auger Trough Liner Kits for New Holland Corn Heads



- 1/8" thick UHMW poly material covers the full length under the auger.
- Simply drill and rivet into place.
- White in color.

Order No.	Fits Models - Series	Row - Spacing	Liner Width	
82648	96C, 98C, 98D .	6 row - 30"	23-1/4"	365.00 kit
82649	96C, 98C, 98D .	8 row - 30"	23-1/4"	499.00 kit
82650	96C, 98C, 98D .	12 row - 30"	23-1/4"	730.00 kit

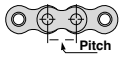
SHOUP® Replacement Parts for John Deere 50 & 50A Series Row-Crop Bean Heads

Series	Years Mfg'd	Models
50	1976-1979	453, 454, 554, 653, 654, 853
50A	1980 & after	453A, 454A, 544A, 653A, 654A, 655A, 853A, 854A, 1253A



Order No.	Description	Fits Series	Replaces JD No.	SHOUP Savings Price
BH247109	Section, Rotating Knife; 6 per row.	50, 50A	H147109	9.95 ea.
BH247110	Section bolt and locknut; pkg. of 36. Use with BH247109 or JD H147109.	50, 50A	H147110, 14M7165	11.95 pkg.
BH201606	Stationary Knife; one per row.	50, 50A	H139066	42.50 ea.
BH203236	Flat Head Socket Cap Screw; 2 per stationary knife.	50, 50A	N103236	1.49 ea.
BH248300	Rotating Knife Spindle with slotted nut; mounts to hub on rotating star.	50A	—	142.50 ea.
RP38200	Roll Pin for BH248300 spindle.	50A	—	.80 ea.
Auger Fingers for 50 & 50A see pg. 259.				
BH37079	Gathering Chain, with belt; 2 per row.	50	AE73755	214.95 ea.
BH201172	Gathering Chain, with belt; 2 per row.	50A	AH101172	214.95 ea.
BH24393	Beveled Gear, 18-tooth; 4 per row.	50	N14393	48.50 ea.
BH10238	Bearing, round bore; 2 on left gathering chain drive.	50	JD9238	19.95 ea.
BH10338	Bearing, 1" hex bore; 2 on right gathering chain drive.	50	JD9338	26.25 ea.
BH201339	Drive Sprocket, 11 tooth, spline bore; 1 per row on right gathering chain drive.	50A	AH101339	68.95 ea.
BH201340	Drive Sprocket, 11 and 12 tooth, spline bore; 1 per row on left gathering chain drive.	50A except 854A, 1253A	AH101340	116.90 ea.
BH201668	Beveled Gear, spline bore, 18 tooth; 2 per row on gathering chain drive.	50A	H101668	51.75 ea.
BH203303	Idler Sprocket, 11 tooth; 2 per row on gathering chain tightener.	50A	AH103303	26.50 ea.
BH20091	Bearing, 1-1/4" round bore; 4 per row on gathering chain drive.	50A	JD10091	17.50 ea.
BH24393	Beveled Gear, hex bore, 18 tooth; 2 per row unit drive.	50A except 854A, 1253A	N14393	48.50 ea.
BH10313	Bearing, 1" hex bore; 2 per row on unit drive shaft.	50, 50A except 854A, 1253A	JD9313	16.50 ea.
BH20093	Bearing, 1-1/8" round bore; 2 per row on rotating knife drive.	50A	JD10092	19.95 ea.
BH74600	Drive Chain with connector link. Made in U.S.A. 1 per row on rotating knife drive.	50, 50A	—	38.75 ea.
BH98603	Row Unit Drive Shaft, 1" hex; 1 per row.	50, 50A	H88603	53.50 ea.
SH202382	Coupler Chain, main drive.	50, 50A	AN102383	26.75 ea.
SH156816	Bearing, 1-1/8" hex bore; used on main drive shafts & cross auger.	50A	AN102010	21.75 ea.
SH229768	Narrow Row Center Snout with point.	50, 50A	AH129768	389.95 ea.
SSJDRD50	Poly Skid Shoes, with rivets.	50 to s/n 395000		43.95 row
SSJDRD50A	Poly Skid Shoes, with rivets.	50 s/n 395001 & up; 50A to s/n 635000		43.95 row
SSJDRD50B	Poly Skid Shoes, with bolts and nuts.	50A s/n 635001 & up		43.95 row

Drives® Roller Chain, Connectors, Offsets



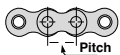
Size	Pitch	10 ft. coil Order No.	SHOUP Savings Price	50 ft. reel Order No.	SHOUP Savings Price	Connector Order No.	SHOUP Savings Price	Offset Order No.	SHOUP Savings Price
35	3/8"	A35	77.90 ea.	—	—	A35CL	2.05 ea.	A35OL	3.50 ea.
40	1/2"	A40	58.95 ea.	A40-50	294.75 ea.	A40CL	1.95 ea.	A40OL	4.70 ea.
41	1/2"	A41	68.50 ea.	A41-50	342.50 ea.	A41CL	1.95 ea.	A41OL	5.75 ea.
50	5/8"	A50	78.25 ea.	A50-50	391.25 ea.	A50CL	2.10 ea.	A50OL	4.30 ea.
60	3/4"	A60	97.25 ea.	A60-50	486.25 ea.	A60CL	2.75 ea.	A60OL	5.60 ea.
60H	3/4"	A60H	126.50 ea.	A60H-50	632.50 ea.	A60HCL	4.95 ea.	A60HOL	7.60 ea.
80	1"	A80	191.75 ea.	A80-50	958.75 ea.	A80CL	4.20 ea.	A80OL	11.95 ea.
80H	1"	A80H	271.98 ea.	A80H-50	1359.95 ea.	A80HCL	6.95 ea.	A80HOL	16.50 ea.
100	1-1/4"	A100	336.75 ea.	—	—	A100CL	9.95 ea.	A100OL	19.50 ea.
100H	1-1/4"	A100H	425.85 ea.	—	—	A100HCL	11.60 ea.	A100HOL	23.95 ea.
120	1-1/2"	A120	512.65 ea.	—	—	A120CL	11.90 ea.	A120OL	28.90 ea.
140	1-3/4"	A140	770.20 ea.	—	—	A140CL	16.20 ea.	A140OL	35.95 ea.
2040	1"	A2040	92.50 ea.	A2040-50	462.50 ea.	A2040CL	2.40 ea.	A2040OL	4.40 ea.
2050	1-1/4"	A2050	72.50 ea.	A2050-50	362.50 ea.	A2050CL	3.25 ea.	A2050OL	5.20 ea.

Drives® Double Width Roller Chain, Connectors, Offsets



Size	Pitch	10 ft. coil Order No.	Connector Order No.	Offset Order No.	
40 DBL	1/2"	A40-2RC	197.50 ea.	A40-2CL 3.45 ea.	A40-2OL 9.25 ea.
50 DBL	5/8"	A50-2RC	215.75 ea.	A50-2CL 4.30 ea.	A50-2OL 11.10 ea.
60 DBL	3/4"	A60-2RC	276.40 ea.	A60-2CL 5.75 ea.	A60-2OL 12.95 ea.
60H DBL	3/4"	A60H-2RC	421.50 ea.	A60H-2CL 9.40 ea.	A60H-2OL 18.95 ea.
80 DBL	1"	A80-2RC	590.00 ea.	A80-2CL 9.60 ea.	A80-2OL 26.10 ea.
100 DBL	1-1/4"	A100-2RC	1135.00 ea.	A100-2CL 14.25 ea.	A100-2OL 43.50 ea.

TIDC-ROMBO Import Roller Chain, Connectors, Offsets



Size	Pitch	10 ft. coil Order No.	50 ft. reel Order No.	Connector Order No.	Offset Order No.		
35	3/8"	I35	19.70 ea.	—	—	ICL35 .50 ea.	IOL35 .85 ea.
40	1/2"	I40	21.15 ea.	I40-50	105.65 ea.	ICL40 .55 ea.	IOL40 1.00 ea.
41	1/2"	I41	15.25 ea.	I41-50	76.20 ea.	ICL41 .70 ea.	IOL41 .95 ea.
50	5/8"	I50	28.25 ea.	I50-50	140.95 ea.	ICL50 .80 ea.	IOL50 1.40 ea.
60	3/4"	I60	34.60 ea.	I60-50	172.95 ea.	ICL60 1.05 ea.	IOL60 2.00 ea.
60H	3/4"	I60H	46.20 ea.	I60H-50	230.95 ea.	ICL60H 1.30 ea.	IOL60H 2.65 ea.
80	1"	I80	61.90 ea.	I80-50	309.60 ea.	ICL80 1.35 ea.	IOL80 2.95 ea.
80H	1"	I80H	90.95 ea.	I80H-50	454.55 ea.	ICL80H 2.60 ea.	IOL80H 4.95 ea.
100	1-1/4"	I100	112.50 ea.	—	—	ICL100 2.50 ea.	IOL100 5.40 ea.
2040	1"	I2040	15.25 ea.	I2040-50	76.20 ea.	ICL2040 .85 ea.	IOL2040 1.80 ea.
2050	1-1/4"	I2050	22.60 ea.	I2050-50	112.95 ea.	ICL2050 1.40 ea.	IOL2050 2.00 ea.

TIDC-ROMBO Import Double Width Roller Chain, Connectors, Offsets



Size	Pitch	10 ft. coil Order No.	Connector Order No.	Offset Order No.	
40 DBL	1/2"	I40-2RC	41.25 ea.	ICL40-2 1.20 ea.	IOL40-2 2.25 ea.
50 DBL	5/8"	I50-2RC	62.40 ea.	ICL50-2 1.40 ea.	IOL50-2 2.75 ea.
60 DBL	3/4"	I60-2RC	73.70 ea.	ICL60-2 2.25 ea.	IOL60-2 5.20 ea.
80 DBL	1"	I80-2RC	143.50 ea.	ICL80-2 3.10 ea.	IOL80-2 6.75 ea.

Drives® Ag Roller Chain



10 ft. coil Order No.	Size	Pitch	SHOUP Savings Price
AG2060H	CA2060H	1.500"	148.95 ea.
AG550	CA550	1.630"	120.75 ea.
AG557	CA557	1.630"	176.50 ea.
AG620	CA620	1.654"	166.20 ea.



Chain Detacher

Order No.	Description	Price
PE2560	for 25 thru 60 roller chain	20.95 ea.
PE60100	for 60 thru 100 roller chain	35.50 ea.
CD256	Replacement Tip for PE2560	2.99 ea.
CD601	Replacement Tip for PE60100	3.49 ea.



Order No. Size Style SHOUP Savings Price

Offset Links

CA550OL	CA550	S-Pin	3.75 ea.
CA550HDOL	CA550HD	S-Pin	7.40 ea.
CA550HDOLTH	CA550HD	Locknut	8.75 ea.
CA2060HOL	CA2060H	S-Pin	4.25 ea.
CA620OL	CA620	S-Pin	7.95 ea.
CA557OL	CA557	S-Pin	4.90 ea.
CA557OLTH	CA557	Locknut	7.50 ea.

Connector Links

CA550CL	CA550	S-Pin	4.50 ea.
CA550HDCL	CA550HD	S-Pin	5.50 ea.
CA550HDCLTH	CA550HD	Locknut	9.95 ea.
SC550CL	CA550	Spring Clip	6.25 ea.
CA555CL	CA555	S-Pin	13.75 ea.
CA2060HCL	CA2060H	S-Pin	4.95 ea.
SC2060HCL	CA2060H	Spring Clip	5.75 ea.
CA620CL	CA620	S-Pin	4.95 ea.
CA557CL	CA557	S-Pin	6.50 ea.
CA557CLTH	CA557	Locknut	8.75 ea.
A960HCLTH	A960H	Locknut	10.50 ea.
SPIN	—	—	.80 ea.



Sureshot refillable sprayer

- Equipped with a tire valve stem for filling with compressed air chuck or tire pump.
- Excellent for applying light oils and solvents.
- Large spring-loaded trigger for spraying comfort.
- All metal construction tested to withstand 200 PSI.
- 1 quart capacity.

Order No.	Description	Price
SS200	Sureshot with 1 mist/pin stream tip.	62.95 ea.
SS300	5 piece nozzle assortment from extra fine to coarse.	35.75 ea.
SS325	Nozzle extension, 6" long, rigid.	12.50 ea.
SS335	Nozzle extension, 12" long, rigid.	13.50 ea.
SS118	Filler cap assembly.	12.25 ea.
SS110	Repair kit; includes nozzle valve assembly, trigger assembly, filler cap assembly, gaskets.	28.95 ea.

Steel Constructed Holders



- Mounts with one to three bolts (not included).
- 4470 will hold up to 3" dia. cans.



Order No.	Description	Price
4470	Aerosol Can Holder, 9-1/8" tall x 3-1/2" wide.	19.95 ea.
4475	Grease Gun Holder, 10" tall x 4-1/2" wide.	19.95 ea.



CHEMSORB GA - General Absorbent

Quickly absorb and eliminate oil spills, grease, diesel fuel, chemicals, gasoline, antifreeze, coolants, pesticides, paints and more. Absorbs 7 times its weight in liquid. Use less product and pick up to 5 times more than the leading clay products. Chemsorb GA absorbs spills up to 3 times faster all without the dusty mess caused by clay.

- Absorbs 7X it's weight in liquid.
- Cleans 3X faster than leading brand.
- Lightweight spill response.
- Absorb oil, grease, fuel and more.

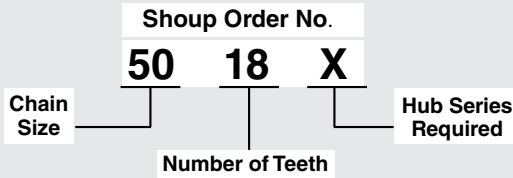
Order No.	Description	Absorbency	Price
30425	10 lb. bag. up to 2.5 gal. liquid	25.95 ea.	

Schaeffer Products and SHOUP® Glass Cleaner




Order No.	Description	Packaging	Price
Schaeffer Grease			
211029	221 Standard Gr. 2 Grease.	10 pack of 14 oz. tubes.	84.95 pkg.
219029	219 Full Synthetic Gr. 2 Grease.	10 pack of 14 oz. tubes.	104.50 pkg.
Schaeffer Chain Lube, Degreaser, Penetrating Oil			
227011	227 Molly Roller Chain Lube.	13 oz. can.	17.75 ea.
266011	266 Citrol Cleaner; multipurpose degreaser.	16 oz. can.	17.95 ea.
190011	Penetro 90; penetrating oil.	13 oz. can.	16.75 ea.
SHOUP® Glass Cleaner			
4303P	Glass Cleaner; ammonia free, streakless.	19 oz. aerosol can.	5.89 ea.

How to Order Weld-on-Sprockets:



Example: 4016W = 40 Chain, 16 Tooth Sprocket, W Series Hub Required.

Weld-on-Sprockets

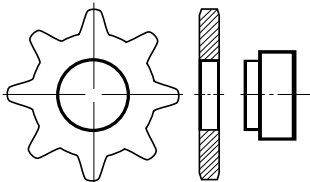


For use with
Weld-on-Hubs

Select the desired sprocket from this page and combine it with a hub, see pg. 377 to build your assembly.

No. of Teeth	No. 40 Chain		No. 50 Chain		No. 60 and 60H Chain		No. 80 and 80H Chain	
	Order No.	SHOUP Savings Price	Order No.	SHOUP Savings Price	Order No.	SHOUP Savings Price	Order No.	SHOUP Savings Price
9	—	—	5009V	5.44 ea.	6009V	7.00 ea.	8009W	14.50 ea.
10	—	—	5010V	5.44 ea.	6010V	7.34 ea.	8010W	14.86 ea.
11	4011V	4.52 ea.	5011V	6.28 ea.	6011W	7.78 ea.	8011W	15.26 ea.
12	4012V	4.62 ea.	5012W	6.84 ea.	6012W	8.70 ea.	8012X	15.94 ea.
13	4013V	4.86 ea.	5013W	7.02 ea.	6013W	8.84 ea.	8013X	17.26 ea.
14	4014V	5.06 ea.	5014W	7.44 ea.	6014W	9.72 ea.	8014X	19.72 ea.
15	4015V	5.22 ea.	5015W	7.98 ea.	6015X	10.60 ea.	8015X	21.70 ea.
16	4016W	5.50 ea.	5016W	8.22 ea.	6016X	10.96 ea.	8016X	24.12 ea.
17	4017W	6.04 ea.	5017X	9.20 ea.	6017X	12.46 ea.	8017X	27.72 ea.
18	4018W	6.30 ea.	5018X	9.36 ea.	6018X	13.34 ea.	8018X	32.00 ea.
19	4019W	6.60 ea.	5019X	10.20 ea.	6019X	14.68 ea.	8019X	35.64 ea.
20	4020X	7.12 ea.	5020X	10.76 ea.	6020X	16.22 ea.	8020X	40.34 ea.
21	4021X	7.92 ea.	5021X	11.58 ea.	6021X	17.80 ea.	8021X	44.06 ea.
22	4022X	8.46 ea.	5022X	12.34 ea.	6022X	19.34 ea.	8022X	47.20 ea.
23	4023X	9.08 ea.	5023X	12.88 ea.	6023X	20.96 ea.	8023X	51.40 ea.
24	4024X	9.88 ea.	5024X	13.70 ea.	6024X	22.58 ea.	8024X	51.78 ea.
25	4025X	10.48 ea.	5025X	14.74 ea.	6025X	24.30 ea.	8025X	53.92 ea.
26	4026X	11.06 ea.	5026X	15.84 ea.	6026X	26.08 ea.	8026X	57.36 ea.
27	4027X	11.94 ea.	5027X	17.00 ea.	6027X	27.92 ea.	8027X	61.18 ea.
28	4028X	12.14 ea.	5028X	17.98 ea.	6028X	29.88 ea.	8028X	64.78 ea.
29	4029X	12.94 ea.	5029X	18.80 ea.	6029X	31.82 ea.	8029X	70.32 ea.
30	4030X	13.74 ea.	5030X	20.38 ea.	6030X	33.58 ea.	8030X	74.34 ea.
31	4031X	14.56 ea.	5031X	21.38 ea.	6031X	35.82 ea.	8031X	74.83 ea.
32	4032X	15.42 ea.	5032X	23.08 ea.	6032X	37.32 ea.	8032X	78.82 ea.
33	4033X	16.34 ea.	5033X	24.44 ea.	6033X	40.20 ea.	8033X	82.38 ea.
34	4034X	17.18 ea.	5034X	25.28 ea.	6034X	42.50 ea.	8034X	86.58 ea.
35	4035X	18.26 ea.	5035X	26.42 ea.	6035X	44.42 ea.	8035X	90.92 ea.
36	4036X	19.10 ea.	5036X	28.70 ea.	6036X	46.26 ea.	8036X	97.14 ea.
37	4037X	20.07 ea.	5037X	31.14 ea.	6037X	49.74 ea.	—	—
38	4038X	21.04 ea.	5038X	32.80 ea.	6038X	51.70 ea.	8038X	103.98 ea.
39	4039X	21.66 ea.	5039X	33.32 ea.	6039X	54.78 ea.	—	—
40	4040X	22.48 ea.	5040X	33.68 ea.	6040X	56.54 ea.	8040X	114.00 ea.
41	4041X	23.26 ea.	5041X	35.50 ea.	6041X	59.58 ea.	—	—
42	4042X	24.72 ea.	5042X	37.50 ea.	6042X	61.50 ea.	8042X	124.75 ea.
43	4043X	25.58 ea.	5043X	38.64 ea.	—	—	—	—
44	4044X	27.62 ea.	5044X	40.48 ea.	6044X	69.24 ea.	—	—
45	4045X	28.12 ea.	5045X	42.04 ea.	6045X	70.08 ea.	8045X	137.40 ea.
46	4046X	28.80 ea.	5046X	44.42 ea.	6046X	74.96 ea.	—	—
48	4048X	31.92 ea.	5048X	48.62 ea.	6048X	79.20 ea.	8048X	157.87 ea.
50	4050X	37.08 ea.	5050X	53.08 ea.	6050X	85.50 ea.	—	—
52	—	—	5052X	54.10 ea.	—	—	—	—
54	4054X	39.34 ea.	5054X	62.20 ea.	6054X	98.88 ea.	8054X	199.32 ea.
60	4060X	45.84 ea.	5060X	75.08 ea.	6060X	126.34 ea.	8060X	238.81 ea.

Weld-on-Sprockets for Steel Detachable and Ag Roller Chain.



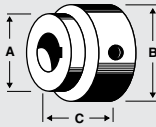
Order No.	No. Teeth	Hub Series	SHOUP Savings Price
Sprockets for chain size 55 or 550			
5506W	6	W	37.50 ea.
5507X	7	X	42.55 ea.
5508X	8	X	46.35 ea.
5509X	9	X	54.95 ea.
5510X	10	X	74.40 ea.
5511X	11	X	71.90 ea.
5512X	12	X	104.90 ea.

Order No.	No. Teeth	Hub Series	SHOUP Savings Price
Sprockets for chain size 62 or 620			
6206W	6	W	76.35 ea.
6207W	7	W	67.95 ea.
6208X	8	X	73.40 ea.
6209X	9	X	99.25 ea.
6210X	10	X	87.70 ea.
6211X	11	X	102.10 ea.
6212X	12	X	108.90 ea.

Weld-on-Hubs

Select a *Weld-on-Sprocket or Pulley* and combine it with a *Weld-on-Hub* to build your assembly.

Match hub series to sprocket or pulley when ordering.



Hub Series	Hub Dimensions		
	A	B	C
V	1-1/8"	1-7/16"	1-3/16"
W	1-5/8"	1-13/16"	1-7/16"
X	2"	2-1/2"	1-7/16"



Round Bore Hub with Keyway and Setscrew

Order No.	Hub Series	Bore Size	Standard Keyway	SHOUP Savings Price
V00012R	V	1/2"	1/8"	6.64 ea.
V00916R	V	9/16"	1/8"	6.64 ea.
V00058R	V	5/8"	3/16"	6.64 ea.
V01116R	V	11/16"	3/16"	6.64 ea.
V00034R	V	3/4"	3/16"	6.64 ea.
V00078R	V	7/8"	3/16"	6.64 ea.
W00012R	W	1/2"	1/8"	8.20 ea.
W00916R	W	9/16"	1/8"	8.20 ea.
W00058R	W	5/8"	3/16"	8.20 ea.
W01116R	W	11/16"	3/16"	8.20 ea.
W00034R	W	3/4"	3/16"	8.20 ea.
W01316R	W	13/16"	3/16"	8.20 ea.
W00078R	W	7/8"	3/16"	8.20 ea.
W01516R	W	15/16"	1/4"	8.20 ea.
W10000R	W	1"	1/4"	8.20 ea.
W10116R	W	1-1/16"	1/4"	8.20 ea.
W10018R	W	1-1/8"	1/4"	8.20 ea.
W10316R	W	1-3/16"	1/4"	8.20 ea.
W10014R	W	1-1/4"	1/4"	8.20 ea.
X00058R	X	5/8"	3/16"	10.30 ea.
X01116R	X	11/16"	3/16"	10.30 ea.
X00034R	X	3/4"	3/16"	10.30 ea.
X01316R	X	13/16"	3/16"	10.30 ea.
X00078R	X	7/8"	3/16"	10.30 ea.
X01516R	X	15/16"	1/4"	10.30 ea.
X10000R	X	1"	1/4"	10.30 ea.
X10116R	X	1-1/16"	1/4"	10.30 ea.
X10018R	X	1-1/8"	1/4"	10.30 ea.
X10316R	X	1-3/16"	1/4"	10.30 ea.
X10014R	X	1-1/4"	1/4"	10.30 ea.
X10516R	X	1-5/16"	5/16"	10.30 ea.
X10038R	X	1-3/8"	5/16"	10.30 ea.
X10716R	X	1-7/16"	3/8"	10.30 ea.
X10012R	X	1-1/2"	3/8"	10.30 ea.



Spline Bore Hub with Setscrew

Order No.	Hub Series	Bore Size/ No. Splines	SHOUP Savings Price
W11806P	W	1-1/8" x 6 SP	12.75 ea.
W13806P	W	1-3/8" x 6 SP	11.25 ea.
W13821P	W	1-3/8" x 21 SP	11.25 ea.
X10006P	X	1" x 6 SP	13.75 ea.
X11406P	X	1-1/4" x 6 SP	18.00 ea.
X11414P	X	1-1/4" x 14 SP	19.60 ea.
X13806P	X	1-3/8" x 6 SP	13.75 ea.
X13821P	X	1-3/8" x 21 SP	13.75 ea.



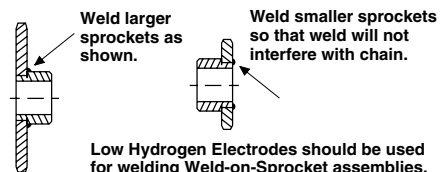
Hex Bore Hub with Setscrew

Order No.	Hub Series	Bore Size	SHOUP Savings Price
W00916H	W	9/16"	11.25 ea.
W00058H	W	5/8"	11.25 ea.
W00034H	W	3/4"	11.25 ea.
W00078H	W	7/8"	11.25 ea.
W10000H	W	1"	11.25 ea.
W10018H	W	1-1/8"	11.25 ea.
W10014H	W	1-1/4"	11.25 ea.
X00916H	X	9/16"	13.75 ea.
X00058H	X	5/8"	13.75 ea.
X00034H	X	3/4"	13.75 ea.
X00078H	X	7/8"	13.75 ea.
X10000H	X	1"	13.75 ea.
X10018H	X	1-1/8"	13.75 ea.
X10014H	X	1-1/4"	13.75 ea.



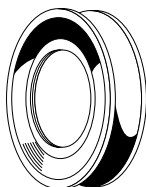
Square Bore Hub with Setscrew

Order No.	Hub Series	Bore Size	SHOUP Savings Price
W10000Q	W	1"	14.50 ea.
X10000Q	X	1"	14.75 ea.
X10018Q	X	1-1/8"	14.75 ea.
X10014Q	X	1-1/4"	14.75 ea.



Weld-on-Pulleys

Sizes to fit A, B or C Section Belts.



For use with *Weld-on-Hubs*

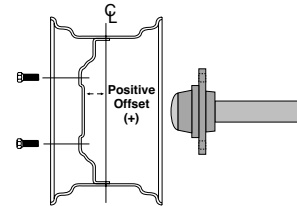
Order No.	Pulley O. D.	Fits Belt Section	Hub Series	SHOUP Savings Price
P30V	3"	A or B	V	10.15 ea.
P35W	3-1/2"	A or B	W	7.75 ea.
P40W	4"	A or B	W	8.40 ea.
P45W	4-1/2"	A or B	W	9.75 ea.
P50W	5"	A or B	W	9.95 ea.
P55W	5-1/2"	A or B	W	12.20 ea.
P60W	6"	A or B	W	14.50 ea.
P65W	6-1/2"	A or B	W	14.75 ea.
P70W	7"	A or B	W	16.60 ea.
P80W	8"	A or B	W	21.75 ea.

Order No.	Pulley O. D.	Fits Belt Section	Hub Series	SHOUP Savings Price
P90W	9"	A or B	W	27.10 ea.
P100W	10"	A or B	W	31.95 ea.
P110W	11"	A or B	W	39.25 ea.
P120W	12"	A or B	W	44.50 ea.
P140W	14"	A or B	W	57.35 ea.
P160W	16"	A or B	W	70.50 ea.
P80X	8"	C	X	33.30 ea.
P100X	10"	C	X	41.50 ea.
P120X	12"	C	X	62.40 ea.



Wheels

Durable off-white paint finish



Order No.	Rim Size	No. Bolts-Bolt Circle	Load Capacity	Offset	For Tire Sizes		SHOUP Savings Price
0412292	15x4.5	4 - 5.00"	1250 lbs.	3/8" (-)	5.00-15	5.90-15 6.40-15	97.50 ea.
0413844	15x5	4 - 5.00"	1500 lbs.	3/8" (-)	5.90-15 6.70-15	6.40-15 7.5L-15	69.95 ea.
0411377	15x5	5 - 5.50"	1800 lbs.	1/4" (-)	6.40-15 6.70-15	5.90-15 7.5-15	69.95 ea.
0415405	15x6	5 - 5.50"	1800 lbs.	1/4" (-)	7.5L-15	7.60-15	73.95 ea.
0415858	15x8	5 - 5.50"	1800 lbs.	1/4" (-)	9.5L-15 11L-15	10.00-15 27x9.50-15 27x10.50-15	84.25 ea.
0413753	14x6	6 - 6.00"	2800 lbs.	1-1/8" (+)	8.5L-14		135.95 ea.
0416050	14x8	6 - 6.00"	2800 lbs.	1-1/8" (+)	9.5L-14		79.25 ea.
0411131	15x5	6 - 6.00"	1800 lbs.	1-1/8" (+)	5.90-15 6.70-15	6.40-15 7.5L-15	72.95 ea.
0413006	15x6	6 - 6.00"	3300 lbs.	1-1/8" (+)	7.5L-15	7.60-15	81.95 ea.
0416508	15x8	6 - 6.00"	3800 lbs.	1-1/8" (+)	9.5L-15 11L-15	10.00-15 27x9.50-15 27x10.50-15	95.25 ea.
0416509	15x10	6 - 6.00"	3800 lbs.	1-1/8" (+)	11L-15 29x12.50-15	12.5L-15 33x12.50-15 31x13.50-15	108.75 ea.
0412445	16x5.50	6 - 6.00"	3300 lbs.	1-1/8" (+)	6.50x16	7.50x16	122.95 ea.
0410661	16x6	6 - 6.00"	2800 lbs.	1-1/8" (+)	7.5x16	9.00x16	88.95 ea.
0415506	W8L-16	6 - 6.00"	3500 lbs.	1-1/8" (+)	9.00-16	11.00-16	119.50 ea.
0415705	W8L-16	6 - 6.00"	3800 lbs.	5/8" (+)	10.00-16	11.00-16 11L-16	119.50 ea.
0416593	W10L-16	6 - 6.00"	3800 lbs.	1-1/8" (+)	11.00-16 12.5L-16	11L-16 12.4-16	138.75 ea.
0505747	15x10	8 - 8.00"	4500 lbs.	1-1/16" (+)	11L-15 29x12.50-15	12.5Lx15 33x12.50-15 31x13.50-15	119.50 ea.
0415973	WH10L-16	8 - 8.00"	5000 lbs.	1.03" (+)	11.00-16 11L-16	12.4-16 12.5L-16	146.95 ea.
0505146	W11Cx16.1	8 - 8.00"	5000 lbs.	Reversible	13.50-16.1 14L-16.1	14.5/75-16.1 18.4-16.1	162.25 ea.

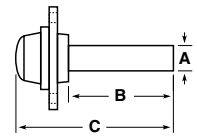
Low Profile Tire and Rim Assemblies for Unverferth and other Header Transports



Order No.	SHOUP Savings Price	Tire Diameter	x	Tire Width	x	Rim Diameter	No. of Bolts	Bolt Circle	Pilot	Tire Load Range	Replaces Unverferth No.
SH10050	159.95 ea.	20.5	x	8.00	x	10	6	6"	4.62"	1500	9622
SH10070	23.95 kit	Bearing kit. Fits Unverferth Header Transport without electric brakes.									

Hub and Spindle Kits

Includes all the necessary components to assemble a complete hub and spindle.



4 Bolt - 4.00" Bolt Circle with 2.50" Pilot

Order No.	Hub Series	Load Capacity	A Dimension	B Dimension	C Dimension	SHOUP Savings Price
280306	440B — 4 Bolt with 1" bearings	1250 lbs.	1.75"	3.91"	8.88"	75.95 kit
Kit includes:	1 - Hub No. 280301 1 - Spindle No. 280736	1 - Seal No. 906282 1 - Cap No. 909900	2 - Cone No. L44643 2 - Cup No. L44610	4 - Bolt No. 953022		
280307	440B — 4 Bolt with 1-1/16" bearings	1250 lbs.	1.75"	3.53"	8.50"	78.95 kit
Kit includes:	1 - Hub No. 280301 1 - Spindle No. 280738	1 - Seal No. 906282 1 - Cap No. 909900	2 - Cone No. L44649 2 - Cup No. L44610	4 - Bolt No. 953022		

4 Bolt - 5.00" Bolt Circle with 3.62" Pilot

Order No.	Hub Series	Load Capacity	A Dimension	B Dimension	C Dimension	SHOUP Savings Price
281000	12-4 — 4 Bolt	1250 lbs.	1.63"	6.88"	10.13"	88.95 kit
Kit includes:	1 - Hub No. 281001 1 - Spindle No. 281200	1 - Seal No. 906293 1 - Cap No. 909931	1 - Cone No. LM67048 1 - Cone No. LM11949	1 - Cup No. LM67010 1 - Cup No. LM11910	4 - Bolt No. 953022	
280500	633 — 4 Bolt	1250 lbs.	1.63"	4.72"	9.44"	99.95 kit
Kit includes:	1 - Hub No. 280501 1 - Spindle No. 280700	1 - Seal No. 906296 1 - Cap No. 909911	1 - Cone No. LM67048 1 - Cone No. LM11949	1 - Cup No. LM67010 1 - Cup No. LM11910	4 - Bolt No. 953022	

5 Bolt - 4.50" Bolt Circle with 2.50" Pilot

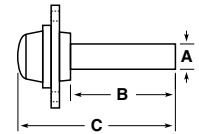
Order No.	Hub Series	Load Capacity	A Dimension	B Dimension	C Dimension	SHOUP Savings Price
280266	545B — 5 Bolt with 1" bearings	1250 lbs.	1.75"	3.91"	8.88"	85.50 kit
Kit includes:	1 - Hub No. 280261 1 - Spindle No. 280736	1 - Seal No. 906282 1 - Cap No. 909900	2 - Cone No. L44643 2 - Cup No. L44610	5 - Bolt No. 953022		
280267	545B — 5 Bolt with 1-1/16" bearings	1250 lbs.	1.75"	3.53"	8.50"	88.50 kit
Kit includes:	1 - Hub No. 280261 1 - Spindle No. 280738	1 - Seal No. 906282 1 - Cap No. 909900	2 - Cone No. L44649 2 - Cup No. L44610	5 - Bolt No. 953022		
280050	H1000 — 5 Bolt	1750 lbs.	1.75"	3.81"	8.38"	94.95 kit
Kit includes:	1 - Hub No. 280000 1 - Spindle No. 280735	1 - Seal No. 906281 1 - Cap No. 909900	1 - Cone No. L68149 1 - Cone No. L44649	1 - Cup No. L68111 1 - Cup No. L44610	5 - Bolt No. 953022	

5 Bolt - 5.50" Bolt Circle with 4.00" Pilot

Order No.	Hub Series	Load Capacity	A Dimension	B Dimension	C Dimension	SHOUP Savings Price
280540	736 — 5 Stud	1650 lbs.	1.63"	4.72"	9.44"	95.95 kit
Kit includes:	1 - Hub No. 281051 1 - Spindle No. 280700	1 - Seal No. 906296 1 - Cap No. 909931	1 - Cone No. LM67048 1 - Cone No. LM11949	1 - Cup No. LM67010 1 - Cup No. LM11910	5 - Stud No. 913576 5 - Nut No. 912919	
281050	20-5 — 5 Stud	2000 lbs.	1.63"	6.00"	10.13"	99.95 kit
Kit includes:	1 - Hub No. 281051 1 - Spindle No. 281240	1 - Seal No. 906293 1 - Cap No. 909931	1 - Cone No. LM67048 1 - Cone No. LM11949	1 - Cup No. LM67010 1 - Cup No. LM11910	5 - Stud No. 913576 5 - Nut No. 912919	
281010	25-5 — 5 Stud	2500 lbs.	1.75"	8.47"	12.44"	105.80 kit
Kit includes:	1 - Hub No. 281011 1 - Spindle No. 281210	1 - Seal No. 906295 1 - Cap No. SH42169	1 - Cone No. LM48548 1 - Cone No. LM67048	1 - Cup No. LM48510 1 - Cup No. LM67010	5 - Stud No. 913576 5 - Nut No. 912919	
280520	719 — 5 Stud	2760 lbs.	1.75"	7.12"	11.63"	104.95 kit
Kit includes:	1 - Hub No. 280521 1 - Spindle No. 280710	1 - Seal No. 906283 1 - Cap No. SH42169	1 - Cone No. LM48548 1 - Cone No. LM67048	1 - Cup No. LM48510 1 - Cup No. LM67010	5 - Stud No. 913576 5 - Nut No. 912919	

Hub and Spindle Kits

Includes all the necessary components to assemble a complete hub and spindle.



6 Bolt - 6.00" Bolt Circle with 4.62" Pilot

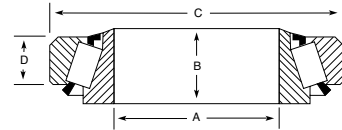
Order No.	Hub Series	Load Capacity	A Dimension	B Dimension	C Dimension	SHOUP Savings Price
281060	20-6 — 6 Stud	2000 lbs.	1.63"	6.00"	10.00"	101.95 kit
Kit includes:	1 - Hub No. 281061 1 - Spindle No. 281240	1 - Seal No. 906293 1 - Cap No. 909931	1 - Cone No. LM67048 1 - Cone No. LM11949	1 - Cup No. LM67010 1 - Cup No. LM11910	6 - Stud No. 913576 6 - Nut No. 912919	
281020	25-6 — 6 Stud	2500 lbs.	1.75"	8.47"	12.44"	111.75 kit
Kit includes:	1 - Hub No. 281021 1 - Spindle No. 281210	1 - Seal No. 906295 1 - Cap No. SH42169	1 - Cone No. LM48548 1 - Cone No. LM67048	1 - Cup No. LM48510 1 - Cup No. LM67010	6 - Stud No. 913576 6 - Nut No. 912919	
280510	709 — 6 Bolt	2760 lbs.	1.75"	7.12"	11.63"	122.95 kit
Kit includes:	1 - Hub No. 280511 1 - Spindle No. 280710	1 - Seal No. 906283 1 - Cap No. SH42169	1 - Cone No. LM48548 1 - Cone No. LM67048	1 - Cup No. LM48510 1 - Cup No. LM67010	6 - Bolt No. 953022	
280620	809 — 6 Bolt	2760 lbs.	1.75"	7.12"	11.63"	134.95 kit
Kit includes:	1 - Hub No. 280621 1 - Spindle No. 280710	1 - Seal No. 906476 1 - Cap No. SH42169	1 - Cone No. LM67048 1 - Cone No. LM48548	1 - Cup No. LM67010 1 - Cup No. LM48510	1 - Sleeve No. 906475 6 - Bolt No. 953022	
281030	30-6 — 6 Stud	3000 lbs.	1.75"	5.41"	10.00"	131.95 kit
Kit includes:	1 - Hub No. 281031 1 - Spindle No. 281220	1 - Seal No. 906295 1 - Cap No. SH42169	1 - Cone No. LM29749 1 - Cone No. LM67048	1 - Cup No. LM29710 1 - Cup No. LM67010	6 - Stud No. 913576 6 - Nut No. 912919	
280590	670 — 6 Bolt	3230 lbs.	2.00"	6.50"	11.22"	196.95 kit
Kit includes:	1 - Hub No. 280591 1 - Spindle No. 280964	1 - Seal No. 906487 1 - Cap No. 909928	1 - Cone No. 342A 1 - Cone No. 14137A	1 - Cup No. 332 1 - Cup No. 14276	6 - Bolt No. 953022	
281040	35-6 — 6 Bolt	3500 lbs.	2.00"	8.81"	14.13"	162.95 kit
Kit includes:	1 - Hub No. 281041 1 - Spindle No. 281230	1 - Seal No. 906294 1 - Cap No. SH42169	1 - Cone No. LM501349 1 - Cone No. LM67048	1 - Cup No. LM501310 1 - Cup No. LM67010	6 - Bolt No. 913538	
280550	888 — 6 Bolt	3560 lbs.	1.75"	8.06"	12.63"	108.95 kit
Kit includes:	1 - Hub No. 280551 1 - Spindle No. 280720	1 - Seal No. 906284 1 - Cap No. SH42169	1 - Cone No. JL69349 1 - Cone No. LM67048	1 - Cup No. JL69310 1 - Cup No. LM67010	6 - Bolt No. 953022	
287800	810TLS — 6 Bolt	3560 lbs.	1.75"	8.03"	12.63"	141.95 kit
Kit includes:	1 - Hub No. 287801 1 - Spindle No. 289520	1 - Seal No. 906477 1 - Cap No. SH42169	1 - Cone No. LM29749 1 - Cone No. LM67048	1 - Cup No. LM29710 1 - Cup No. LM67010	1 - Sleeve No. 906475 6 - Bolt No. 953022	
289030	611 — 6 Bolt	3600 lbs.	1.75"	10.00"	14.13"	148.95 kit
Kit includes:	1 - Hub No. 289031 1 - Spindle No. 289530	1 - Seal No. 906295 1 - Cap No. SH42169	1 - Cone No. LM29749 1 - Cone No. LM67048	1 - Cup No. LM29710 1 - Cup No. LM67010	6 - Bolt No. 953022	
289010	783 — 6 Bolt	4570 lbs.	2.00"	8.50"	13.00"	155.95 kit
Kit includes:	1 - Hub No. 289011 1 - Spindle No. 289510	1 - Seal No. 906493 1 - Cap No. SH42169	1 - Cone No. LM501349 1 - Cone No. LM67048	1 - Cup No. LM501310 1 - Cup No. LM67010	6 - Bolt No. 953022	
280580	803 — 6 Bolt	4910 lbs.	2.12"	9.41"	15.57"	196.95 kit
Kit includes:	1 - Hub No. 280581 1 - Spindle No. 280731	1 - Seal No. 906285 1 - Cap No. 909982	1 - Cone No. 25877 1 - Cone No. 25590	1 - Cup No. 25821 1 - Cup No. 25520	6 - Bolt No. 913538	

8 Bolt - 8.00" Bolt Circle with 6" Pilot

Order No.	Hub Series	Load Capacity	A Dimension	B Dimension	C Dimension	SHOUP Savings Price
281070	45-8 — 8 Bolt	4500 lbs.	2.25"	8.97"	14.13"	190.95 kit
Kit includes:	1 - Hub No. 281071 1 - Spindle No. 281250	1 - Seal No. 906297 1 - Cap No. SH42169	1 - Cone No. LM603049 1 - Cone No. LM67048	1 - Cup No. LM603011 1 - Cup No. LM67010	8 - Bolt No. 913538	
280600	778 — 8 Bolt	4910 lbs.	2.12"	9.41"	15.56"	238.95 kit
Kit includes:	1 - Hub No. 280601 1 - Spindle No. 280731	1 - Seal No. 906285 1 - Cap No. 909982	1 - Cone No. 25590 1 - Cone No. 25877	1 - Cup No. 25520 1 - Cup No. 25821	8 - Bolt No. 913538	
281080	60-8 — 8 Stud	6000 lbs.	2.75"	8.53"	14.13"	308.95 kit
Kit includes:	1 - Hub No. 281081 1 - Spindle No. 281260	1 - Seal No. 906486 1 - Cap No. 909912	1 - Cone No. LM501349 1 - Cone No. JLM506849	1 - Cup No. LM501310 1 - Cup No. JLM506810	8 - Stud No. 913556 8 - Nut No. 913557	



Tapered Bearings



Dimensions - Inches

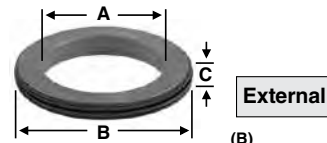
Order No.	Type	(A) Cone Bore	(B) Cone Depth	(C) Cup O.D.	(D) Cup Depth	SHOUP Savings Price
LM11749	Cone	.688	.575	—	—	5.95 ea.
LM11710	Cup	—	—	1.570	.420	2.85 ea.
LM11949	Cone	.750	.655	—	—	4.40 ea.
LM11910	Cup	—	—	1.781	.475	2.45 ea.
M12649	Cone	.844	.720	—	—	6.45 ea.
M12610	Cup	—	—	1.969	.550	2.70 ea.
L44643	Cone	1.000	.580	—	—	5.20 ea.
L44649	Cone	1.063	.580	—	—	5.40 ea.
L44610	Cup	—	—	1.980	.420	2.50 ea.
LM67000LA	Cone with seal	1.250	.660	—	—	14.50 ea.
LM67048	Cone	1.250	.660	—	—	5.10 ea.
LM67010	Cup	—	—	2.328	.465	2.60 ea.
LM48548	Cone	1.375	.720	—	—	6.50 ea.
LM48510	Cup	—	—	2.562	.550	2.90 ea.
14137A	Cone	1.375	.771	—	—	14.10 ea.
14136A	Cone	1.375	1.052	—	—	11.90 ea.
14276	Cup	—	—	2.717	.625	4.00 ea.
25877	Cone	1.375	.969	—	—	12.60 ea.
25821	Cup	—	—	2.875	.750	6.65 ea.

Order No.	Type	(A) Cone Bore	(B) Cone Depth	(C) Cup O.D.	(D) Cup Depth	SHOUP Savings Price
L68149	Cone	1.377	.660	—	—	5.45 ea.
L68111	Cup	—	—	2.361	.470	2.40 ea.
JL69349	Cone	1.496	.669	—	—	5.60 ea.
JL69310	Cup	—	—	2.480	.531	2.75 ea.
LM29749	Cone	1.500	.720	—	—	10.15 ea.
LM29710	Cup	—	—	2.562	.550	6.30 ea.
LM501349	Cone	1.625	.780	—	—	8.90 ea.
LM501310	Cup	—	—	2.891	.580	3.80 ea.
342A	Cone	1.625	1.180	—	—	18.40 ea.
332	Cup	—	—	3.150	.702	14.20 ea.
LM603049	Cone	1.781	.781	—	—	11.95 ea.
LM603011	Cup	—	—	3.062	.594	6.30 ea.
25580	Cone	1.750	1.000	—	—	12.60 ea.
25590	Cone	1.796	1.000	—	—	10.60 ea.
25520	Cup	—	—	3.265	.750	5.75 ea.
JLM104948	Cone	1.968	.846	—	—	14.10 ea.
JLM104910	Cup	—	—	3.227	.669	9.30 ea.
3780	Cone	2.000	1.193	—	—	18.00 ea.
3720	Cup	—	—	3.672	.937	7.50 ea.
JLM506849	Cone	2.165	.906	—	—	21.00 ea.
JLM506810	Cup	—	—	3.543	.728	9.80 ea.



Internal

Grease Seals



External

Dimensions - Inches

Order No.	Replaces C/R No.	Replaces National No.	Type	(A) Shaft Size	(B) Outside Diameter	(C) Width	SHOUP Savings Price
906105	—	471224	Int.	1.000	1.503	.250	6.75 ea.
906107	9997	471689	Int.	1.000	1.756	.250	7.40 ea.
906115	11164	204020	Int.	1.125	1.785	.468	8.30 ea.
906220	12124	203025	Int.	1.218	1.983	.406	10.25 ea.
906230	12411	204507	Int.	1.250	1.983	.250	5.90 ea.
906282	12407	7781S	Int.	1.250	1.987	.250	2.99 ea.
906240	12481	40652S	Int.	1.250	2.004	.250	3.13 ea.
906245	12565	471795	Int.	1.250	2.129	.250	12.75 ea.
906260	13711	204027	Int.	1.375	2.332	.406	7.90 ea.
906296	14975	204013	Int.	1.500	2.332	.406	2.26 ea.
906283	15190	41461S	Int.	1.500	2.627	.250	2.39 ea.
906476	15174	200861	Ext.	1.500	2.462	.290	11.63 ea.
906293	16069	204017	Int.	1.625	2.332	.440	2.87 ea.
906118	16118	470066	Int.	1.625	2.441	.313	3.65 ea.
906284	16289	291099	Int.	1.625	2.566	.375	3.75 ea.
906477	16286	—	Ext.	1.625	2.462	.260	7.63 ea.

Order No.	Replaces C/R No.	Replaces National No.	Type	(A) Shaft Size	(B) Outside Diameter	(C) Width	SHOUP Savings Price
906280	16818	200886	Ext.	1.687	2.725	.290	5.25 ea.
906281	17146	442251	Int.	1.718	2.565	.500	2.85 ea.
906295	17617	204038	Int.	1.750	2.721	.359	2.65 ea.
906315	17618	200354	Int.	1.750	2.722	.359	9.55 ea.
906325	18050	203006	Int.	1.812	2.566	.438	6.40 ea.
906330	18127	7186S	Int.	1.812	2.722	.270	23.50 ea.
906493	18823	473239	Int.	1.875	3.005	.250	3.76 ea.
906350	19844	200881	Ext.	2.000	2.824	.294	15.95 ea.
906454	—	470530	Int.	2.000	3.001	.375	8.25 ea.
906294	20044	204508	Int.	2.000	3.066	.250	3.01 ea.
906285	20148	204506	Int.	2.000	3.628	.250	4.41 ea.
906297	22392	473473	Int.	2.250	3.066	.250	4.10 ea.
906370	22558	412920	Int.	2.250	3.376	.438	19.85 ea.
906487	22870	204035	Int.	2.296	3.153	.359	8.04 ea.
906481	25091	455079	Int.	2.500	3.756	.440	12.86 ea.
906486	27394	46997S	Int.	2.750	3.756	.250	11.39 ea.
906475	Wear Ring - Use with 906477 and 906476.						5.27 ea.



Seal Driver Kit

Lifetime Warranty

Select from 9 disc tool sizes that fit most standard wheel bearings.



Quickly drives races and seals without damage. Sizes range from 1.565" to 3.180".

Order No. W89715
Price 63.95 ea.

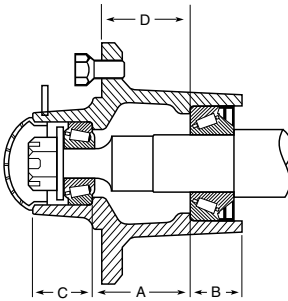


Bearing Packer

Pack bearings with new grease while forcing out old grease. 4-1/4" dia. plastic ones accommodate tapered, needle and standard ball bearings. To use, tighten the cones against the bearing, attach any grease gun and pump grease into bearing.

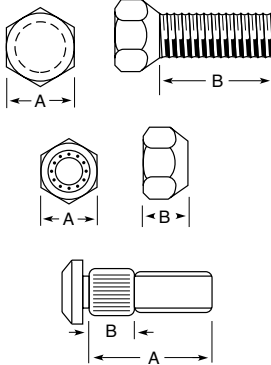
Order No. W1218
Price 9.95 ea.

Hubs with cups installed



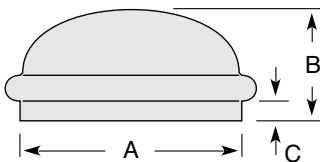
Order No.	No. Bolts Bolt Circle	Capacity (lbs.)	Series	Dimensions - Inches				SHOUP Savings Price
				A	B	C	D	
280301	4 - 4.00"	1250	440B	2.36	.79	.85	1.34	25.95 ea.
281001	4 - 5.00"	1250	12-4	1.16	.94	.88	.38	35.15 ea.
280501	4 - 5.00"	1500	633	2.00	1.00	1.12	.38	51.95 ea.
280261	5 - 4.50"	1250	545B	2.37	.87	.87	1.28	34.25 ea.
280000	5 - 4.50"	1750	H1000	2.10	.92	1.10	1.21	34.95 ea.
281051	5 - 5.50"	2000	20-5	2.00	1.00	.94	.63	42.50 ea.
281011	5 - 5.50"	2500	25-5	1.56	1.03	.94	.19	44.70 ea.
280521	5 - 5.50"	2760	719	1.56	1.00	1.06	.22	43.35 ea.
281061	6 - 6.00"	2000	20-6	2.00	1.00	.94	1.94	49.75 ea.
281021	6 - 6.00"	2500	25-6	1.56	1.03	.94	1.44	56.50 ea.
280511	6 - 6.00"	2760	709	1.56	1.00	1.06	1.59	62.95 ea.
280621	6 - 6.00"	2760	809	1.56	1.18	1.06	1.59	64.50 ea.
281031	6 - 6.00"	3000	30-6	2.19	1.00	.94	1.94	62.90 ea.
280591	6 - 6.00"	3230	670	1.62	1.13	1.75	1.81	89.95 ea.
281041	6 - 6.00"	3500	35-6	2.84	1.44	.97	1.56	79.95 ea.
280551	6 - 6.00"	3560	888	1.53	1.09	1.03	1.53	43.50 ea.
287801	6 - 6.00"	3560	810TLS	1.56	1.19	1.06	1.50	63.95 ea.
289031	6 - 6.00"	3600	611	1.56	1.00	1.06	1.56	68.50 ea.
289011	6 - 6.00"	4570	783	2.00	1.13	1.06	1.62	72.95 ea.
280581	6 - 6.00"	4910	803	2.50	1.38	1.13	1.75	84.95 ea.
281071	8 - 8.00"	4500	45-8	2.83	1.26	.97	1.38	99.75 ea.
280601	8 - 8.00"	4910	778	2.50	1.75	1.12	.88	122.95 ea.
281081	8 - 8.00"	6000	60-8	2.56	1.50	1.37	.75	129.00 ea.

Wheel Bolts, Nuts, Studs



Order No.	Type	Thread Size	A	B	
953022	Bolt	1/2"-20	13/16"	1"	1.25 ea.
953004	Bolt	1/2"-20	3/4"	1-1/2"	1.53 ea.
913538	Bolt	9/16"-18	7/8"	1-1/8"	1.25 ea.
913555	Bolt	9/16"-18	7/8"	1-1/2"	1.50 ea.
943557	Bolt	9/16"-18	7/8"	2"	1.75 ea.
913561	Bolt	5/8"-18	15/16"	1-3/8"	2.70 ea.
943558	Bolt	5/8"-18	7/8"	2-7/16"	2.25 ea.
912919	Nut	1/2"-20	13/16"	5/8"	.74 ea.
913549	Nut	9/16"-18	1"	23/32"	.76 ea.
913557	Nut	5/8"-18	15/16"	7/8"	1.59 ea.
913574	Stud	1/2"-20	1-5/8"	3/8"	1.20 ea.
913560	Stud	1/2"-20	1-3/4"	3/8"	1.49 ea.
913576	Stud	1/2"-20	1-7/8"	9/16"	1.13 ea.
913548	Stud	9/16"-18	2-1/8"	23/32"	2.15 ea.
913556	Stud	5/8"-18	2-1/4"	3/4"	1.92 ea.

Dust Caps



Order No.	Dimension - Inches				Order No.	Dimension - Inches			
	A	B	C			A	B	C	
909923	1.784	.938	.313	2.65 ea.	909965	1.982	1.000	.313	2.90 ea.
909902	1.785	1.160	.265	3.42 ea.	909900	1.986	1.268	.305	1.55 ea.
909956	1.787	.687	.400	2.25 ea.	SH20025	2.331	1.215	.310	2.99 ea.
909931	1.942	1.320	.280	3.20 ea.	SH42169	2.448	1.240	.305	2.95 ea.
909911	1.957	1.380	.320	3.30 ea.	909928	2.719	.927	.440	4.25 ea.
909967	1.960	1.000	.320	2.73 ea.	909912	3.125	1.250	.335	4.55 ea.
909917	1.975	.990	.310	3.15 ea.	909982	3.153	1.800	.375	4.58 ea.

Reinforcement Rings for broken agricultural wheels

Available to fit 5, 6, 8, 9 and 10 bolt wheels.



Wheel Broken Again?

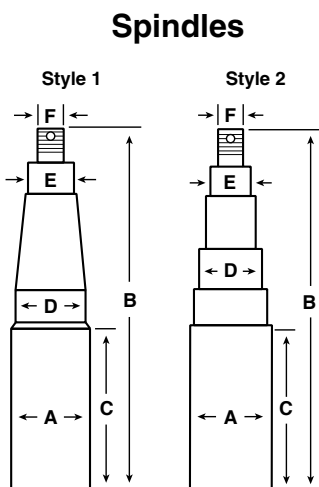


Fix it fast and inexpensively!

Repair ag wheels with broken out bolt holes or cracked center discs. Excellent for use on front end wheels of loader tractors as preventative reinforcement. Pre-tapered holes for secure lug nut fit. Installation is fast and easy with some welding required.

Order No.	Bolts — Bolt Circle	Thickness	
RR5512	5 — 5.50"	1/4"	24.95 ea.
RR6600	6 — 6.00"	1/4"	25.50 ea.
RR8800	8 — 8.00"	5/16"	34.95 ea.
RR9950	9 — 9.50"	5/16"	43.25 ea.
RR1013	10 — 13.188"	3/8"	82.95 ea.

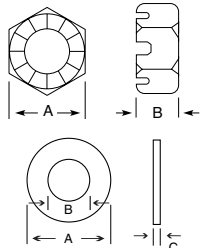
RR1013 holes not countersunk, use with hex head bolts.



Order No.	Style	Dimensions - Inches.						SHOUP Savings Price
		A	B	C	D	E	F	
280710	2	1.75	11.50	7.00	1.375	1.250	7/8-14	35.95 ea.
280700	2	1.63	9.31	4.72	1.250	.750	3/4-16	28.95 ea.
281240	1	1.63	10.00	6.00	1.250	.750	5/8-18	32.95 ea.
281200	1	1.63	10.00	6.88	1.250	.750	5/8-18	32.95 ea.
280735	2	1.75	8.25	3.88	1.377	1.063	3/4-16	36.95 ea.
280738	2	1.75	8.38	3.53	1.063	1.063	3/4-16	31.50 ea.
280736	2	1.75	8.75	3.91	1.000	1.000	3/4-16	29.40 ea.
281220	1	1.75	9.88	5.41	1.500	1.250	3/4-16	37.95 ea.
281210	1	1.75	12.31	8.47	1.375	1.250	3/4-16	34.60 ea.
289520	2	1.75	12.50	8.03	1.500	1.250	7/8-14	38.95 ea.
280720	2	1.75	12.50	7.88	1.496	1.250	7/8-14	39.95 ea.
289530	2	1.75	14.00	10.00	1.500	1.250	1-14	48.95 ea.
281230	1	2.00	14.00	8.81	1.625	1.250	3/4-16	55.95 ea.
280964	2	2.00	11.09	6.50	1.625	1.375	7/8-14	47.50 ea.
289510	2	2.00	12.94	7.82	1.625	1.250	7/8-14	54.95 ea.
280731	2	2.12	15.50	9.31	1.796	1.375	7/8-14	70.95 ea.
281250	1	2.25	14.00	8.84	1.781	1.250	3/4-16	57.95 ea.
281260	1	2.75	14.00	8.53	2.165	1.625	1-14	105.95 ea.

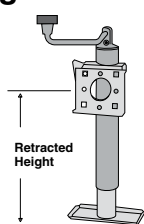
Spindle Nuts and Washers

Dimensions - Inches.



Order No.	Type	Thread Size	A	B	C	
912954	Nut	5/8-18	15/16	35/64	—	1.25 ea.
912953	Nut	3/4-16	1-1/8	41/64	—	.95 ea.
912952	Nut	7/8-14	1-5/16	3/4	—	1.16 ea.
912959	Nut	1-14	1-1/2"	55/64	—	2.48 ea.
913615	Washer	—	1.313	.656	.095	.62 ea.
913608	Washer	—	1.500	.813	.120	.70 ea.
913616	Washer	—	2.000	.813	.133	2.22 ea.
913607	Washer	—	2.000	.940	.165	1.19 ea.
913623	Washer	—	2.000	1.030	.164	1.85 ea.
913624	Washer	—	2.125	1.063	.250	2.09 ea.
CP532134	Cotter Pin, 5/32" Diameter x 1-3/4" Length					.15 ea.
CP732214	Cotter Pin, 7/32" Diameter x 2-1/4" Length					.80 ea.

Ag Jacks




Order No.	Style	Lift Capacity	Retracted Height	Lift Travel	
SH9661	Top Crank - Tube Mount	2000 lbs.	11.00"	10"	57.75 ea.
SH9662	Top Crank - Tube Mount	2000 lbs.	14.50"	15"	66.50 ea.
SH9663	Top Crank - Tube Mount	3000 lbs.	11.25"	10"	63.50 ea.
SH9664	Top Crank - Tube Mount	3000 lbs.	14.63"	15"	79.50 ea.
SH9665	Top Crank - Tube Mount	5000 lbs.	12.13"	15"	88.95 ea.
SH9681	Top Crank - Swivel Mount	2000 lbs.	11.25"	10"	79.95 ea.
SH9682	Top Crank - Swivel Mount	2000 lbs.	14.50"	15"	114.95 ea.
SH9685	Top Crank - Swivel Mount	5000 lbs.	11.25"	10"	124.95 ea.
SH9691	Side Crank - Swivel Mount	2000 lbs.	11.25"	10"	119.95 ea.
SH9671	Side Crank - Tube Mount	2000 lbs.	10.75"	10"	68.95 ea.
SH9672	Side Crank - Tube Mount	2000 lbs.	14.63"	15"	69.95 ea.
SH9673	Side Crank - Tube Mount	3000 lbs.	10.50"	10"	76.95 ea.
SH9674	Side Crank - Tube Mount	3000 lbs.	15.50"	15"	89.95 ea.
SH9675	Side Crank - Tube Mount	5000 lbs.	11.75"	15"	96.95 ea.
SH9695	A-Frame Jack, less disc foot	5000 lbs. when used with foot	16.50" from mounting plate to foot	15"	94.95 ea.

Replacement Parts for Ag Jacks

SH9864	Male tube, 2" O.D., for 9/16" pull pin. Weld to implement. Fits tube mount jacks.	9.75 ea.
SH9865	Male tube, 2" O.D., for 5/8" pull pin. Weld to implement. Fits tube mount jacks.	9.75 ea.
SH9868	Retaining ring, for mounting plate on swivel mount jacks.	8.95 ea.

Welding Electrodes and Hardfacing

93555



Type/Application	Size - Current	1 lb. Order No.	SHOUP Savings Price	5 lb. Order No.	SHOUP Savings Price	
Joining Rod Mild Steel - Postalloy Super 35 Low amperage, works wells with sheet metal. High amperage, penetrate through rust, paint, grease, dirt.	3/32" - AC/DC Reverse	93511	16.95 pkg.	93551	59.95 pkg.	
	1/8" - AC/DC Reverse	93513	15.95 pkg.	93553	53.95 pkg.	
Joining Rod Low Alloy, Spring, Carbon, Tool Steel - Postalloy 301 Excellent for dissimilar steels. Crack resistant/withstands heavy impacts.	3/32" - AC/DC Reverse	93515	33.75 pkg.	93555	151.50 pkg.	
	1/8" - AC/DC Reverse	93517	31.25 pkg.	93557	151.50 pkg.	
Hardfacing Rod Carbon, Low Alloy Steel - Postalloy 21 - 56-60 Rc Self hardening for abrasion combined with medium impact.	1/8" - AC/DC Reverse, Straight	93521	16.95 pkg.	93561	59.95 pkg.	
	Cast Iron; Mild, Low Carbon, Alloy, Manganese, Stainless Steel - Postalloy 215HD - 58-62 Rc Low amperage high disposition rate. Extremely good abrasion with mild to moderate impact resistance.	1/4" - AC/DC Reverse	93523	16.95 pkg.	93563	65.95 pkg.
		3/8" - AC/DC Reverse	93525	17.95 pkg.	93565	74.95 pkg.

Welding Wire and Hardfacing

93711



	Size - Current	10 lb. Spool	
Joining Wire Low Carbon, Low Alloy Steel - 1/16" to 3/4" thick - 306 SPL High strength solid wire for butt, fillet, lap welding. Versatile and easy to use. Requires shield gas.	.035" - Reverse	93711 114.95 roll	
	.045" - Reverse	93713 106.95 roll	
	Low Carbon, Low Alloy Steel - 1/16" to 3/4" thick - 306 FCO High strength flux-cored, open-arc wire for butt, fillet, lap welding. No shielding gas necessary.	.045" - Straight	93715 118.95 roll
		1/16" - Straight	93717 109.95 roll
Hardfacing Wire Cast Iron; Carbon, Low Alloy, Manganese Steel - Postalloy 2898 MCG - 55-59 Rc Metal cored, self hardening, very tough with excellent resistance to chipping. Requires shield gas.	.035" - DC Reverse	93721 216.95 roll	
	.045" - DC Reverse	93723 132.50 roll	
	1/16" - DC Reverse	93725 125.75 roll	
	Cast Iron; Carbon, Low Alloy, Manganese Steel - Postalloy 2837 MCO - 60-66 Rc Metal cored, open-arc. High concentration of fine chromium carbides, excellent wear and impact resistance. No shielding gas necessary.	.045" - DC Reverse	93727 179.95 roll
1/16" - DC Reverse		93729 172.95 roll	

Magnetic Support Jig

Holds metal at 45°, 90° and 135° angles.

W41291 25 lbs. 3.95 ea.
W41292 50 lbs. 5.75 ea.



Welding Gloves

Fully lined, sewn with cut and heat resistant thread, reinforced thumb strap.
40570 Large 12.95 pr.

Auto darkening welding helmet

3.5" x 1.5" viewing area. Lightweight, corrosion resistant, flame retardant. Clear vision prior to and during welding for efficiency and safety.

40410 99.95 ea.



Big window passive welding helmet

4.5" x 5.25" viewing area. Includes shade 10 filter plate and cover, lightweight, washable.

40412 103.95 ea.



PEARL Abrasives

Grinding wheels • Wire brush wheels • Chop saw blades

Order No.	Description	O.D.	I.D.	Max. RPM
43100	Grinding wheel, 1/4" wide.	4-1/2"	7/8"	13,300 2.59 ea.
43105	Zirconia flap disc, 80 grit.	4-1/2"	7/8"	13,300 9.25 ea.
43120	Thin cut-off wheel, .040" wide.	4-1/2"	7/8"	13,300 1.75 ea.
43125	Fine grit surface preparation disc.	4-1/2"	7/8"	13,300 9.65 ea.
43110	Wire brush wheel.	2-5/8"	5/8"-11 thread	12,500 13.95 ea.
43115	Wire brush wheel.	4"	5/8"-11 thread	8,500 18.50 ea.
43130	Chop saw blade, 7/64" wide.	14"	1"	4,400 10.95 ea.

- Ideal for easy computation of acreage.
- Counter reads up to 1000 ft. before resetting.
- Measures in feet and inches.
- Wheel diameter: 25 inches (6.6 ft. circumference).
- Tough polystyrene construction.
- Light Weight - 4.0 lbs.



Measuring Wheel

Order No.	Description	
7910	Measuring wheel.	89.95 ea.

Lifetime Warranty

Drop forged heat treated alloy steel

W1114 and W1114M include storage pouch.



Order No.	Description	SHOUP Savings Price
-----------	-------------	---------------------

Combination Wrench Sets

W1114	14 pc. SAE Combination Set (in.) 3/8, 7/16, 1/2, 9/16, 5/8, 11/16, 3/4, 13/16, 7/8, 15/16, 1, 1-1/16, 1-1/8, 1-1/4	41.95 set
-------	---	-----------

W1114 and W1114M include storage pouch.

W1114M	14 pc. Metric Combination Set (mm) 6, 7, 8, 9, 10, 11, 12, 13, 14, 15, 17, 19, 21, 22	41.95 set
--------	--	-----------

W1100S	11 pc. SAE Combination Set (in.) 1/4, 5/16, 3/8, 7/16, 1/2, 9/16, 5/8, 11/16, 3/4, 13/16, 7/8	17.25 set
--------	--	-----------

W1100S and W1100M include carrying case.

W1100M	11 pc. Metric Combination Set (mm) 9, 10, 11, 12, 13, 14, 15, 16, 17, 18, 19	17.25 set
--------	---	-----------

W15P	5 pc. SAE Set (in.) 3/8, 7/16, 1/2, 9/16, 5/8	7.25 set
------	--	----------

W15MP	5 pc. Metric Set (mm) 8, 10, 12, 14, 17	7.25 set
-------	--	----------



S6	6 pc. SAE Jumbo Sizes Set (in.) 1-3/8, 1-1/2, 1-5/8, 1-3/4, 1-7/8, 2	129.95 set
----	---	------------



W30630	7 pc. SAE Ratcheting Set (in.) 5/16, 3/8, 7/16, 1/2, 9/16, 5/8, 3/4	60.75 set
--------	--	-----------

W30631	7 pc. Metric Ratcheting Set (mm) 8, 10, 12, 13, 14, 15, 18	60.75 set
--------	---	-----------

Adjustable Wrenches		
W30706	6"	7.25 ea.
W30708	8"	8.59 ea.
W30710	10"	11.75 ea.
W30712	12"	15.95 ea.
W415C	15"	24.50 ea.
W418C	18"	41.95 ea.



Order No.	Description	SHOUP Savings Price
-----------	-------------	---------------------

Pipe Wrenches

W11312	12"	12.25 ea.
W11314	14"	14.25 ea.
W11318	18"	18.00 ea.
W113324B	24"	30.95 ea.
W113336B	36"	53.95 ea.
W1136	4 pc. set Contains: 8", 10", 14", 24"	61.90 set



Slip Joint Pliers

W30720	6"	5.80 ea.
W30721	8"	7.80 ea.
W30722	10"	10.75 ea.



Groove Joint Pliers

W30741	9-1/2"	12.50 ea.
W30743	12"	16.75 ea.
W30745	16"	39.75 ea.



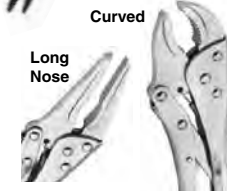
Diagonal Wire Cutter

W30725	6"	7.60 ea.
W30726	8"	10.50 ea.



Needle Nose Pliers

W30731	6" Straight	7.50 ea.
W30732	6" Curved	7.65 ea.
W30733	8" Straight	9.65 ea.



Locking Pliers

W30752	5" Curved Jaw	9.00 ea.
W30754	7" Curved Jaw	10.35 ea.
W30756	10" Curved Jaw	12.60 ea.
W30758	6-1/2" Long Nose	10.25 ea.
W30760	9" Long Nose	12.50 ea.
W30757	10" Straight Jaw	12.50 ea.



Hose Clamp Pliers

W80654	For wire clamps.	14.89 ea.
--------	------------------	-----------

Locking ratchet holds clamp for removal and installation.



Wire Stripper/Crimper

W202	2 in 1 tool	22.75 ea.
------	-------------	-----------

Stripper for AWG sizes 10, 12, 14, 16, 18, 20; Crimper for 22-18, 16-10 terminals



Snap Ring Plier Set

W1159	For internal & external.	9.95 set
-------	--------------------------	----------

4 tip assemblies: (2) straight; (1) 45°; (1) 90°

Ratchet & Socket Sets *Lifetime Warranty*



W38911 & W38914
with 6 point sockets

W32901 & W32904
with 6 point sockets

W34904 with
12 point sockets

W38911	20 pc. SAE 3/8" Drive Ratchet and Socket Set. standard sockets (in.): 3/8, 7/16, 1/2, 9/16, 5/8, 11/16, 3/4; deep sockets (in.): 3/8, 7/16, 1/2, 9/16, 5/8, 11/16, 3/4; spark plug sockets (in.): 5/8, 13/16; u-joint; 3/8" ratchet; extensions 3" & 6"	54.50 set
W38914	23 pc. Metric 3/8" Drive Ratchet and Socket Set. standard sockets (mm): 10, 11, 13, 14, 15, 16, 17, 19; deep sockets (mm): 10, 11, 12, 13, 14, 15, 16, 17, 19; spark plug sockets (mm): 16, 21; u-joint; 3/8" ratchet; extensions 3" & 6"	54.50 set
W32901	26 pc. SAE 1/2" Drive Ratchet and Socket Set. standard sockets (in.): 3/8, 7/16, 1/2, 9/16, 5/8, 11/16, 3/4, 13/16, 7/8, 15/16, 1; deep sockets (in.): 1/2, 9/16, 5/8, 11/16, 3/4, 13/16, 7/8, 15/16; spark plug sockets (in.): 5/8, 13/16; u-joint; 1/2" ratchet; 10" flex handle; extensions 3" & 5"	90.50 set
W32904	26 pc. Metric 1/2" Drive Ratchet and Socket Set. standard sockets (mm): 12, 13, 14, 16, 17, 19, 21, 22, 23, 24, 27; deep sockets (mm): 13, 14, 15, 16, 17, 18, 19, 21; spark plug sockets (mm): 16, 21; u-joint; 1/2" ratchet; 10" flex handle; extensions 3" & 5"	90.50 set
W34904	21 pc. SAE 3/4" Drive Ratchet and Socket Set. standard sockets (in.): 7/8, 15/16, 1, 1-1/16, 1-1/8, 1-3/16, 1-1/4, 1-5/16, 1-3/8, 1-7/16, 1-1/2, 1-5/8, 1-3/4, 1-13/16, 1-7/8, 2; 3/4" ratchet; T-handle; extensions 4", 8" & 16"	249.95 set

Standard, Deep & Impact Socket Sets



W38002
W38202



W38300
W38402



W32002
W32202



W32300
W32400



M592DB
M593DB



M590DB
M591DB



W1179

W38002	10 pc. SAE 6 Point Standard Depth Socket Set; 3/8" drive. (in.) 1/4, 5/16, 3/8, 7/16, 1/2, 9/16, 5/8, 11/16, 3/4, 13/16	15.50 set
W38202	10 pc. Metric 6 Point Standard Depth Socket Set; 3/8" drive. (mm) 10, 11, 12, 13, 14, 15, 16, 17, 18, 19	15.50 set
W38300	10 pc. SAE 6 Point Deep Socket Set; 3/8" drive. (in.) 3/8, 7/16, 1/2, 9/16, 5/8, 11/16, 3/4, 13/16, 7/8, 15/16	27.95 set
W38402	10 pc. Metric 6 Point Deep Socket Set; 3/8" drive. (mm) 10, 11, 12, 13, 14, 15, 16, 17, 18, 19	27.95 set
W32002	9 pc. SAE 6 Point Standard Depth Socket Set; 1/2" drive. (in.) 1/2, 9/16, 5/8, 11/16, 3/4, 13/16, 7/8, 15/16, 1	20.75 set
W32202	9 pc. Metric 6 Point Standard Depth Socket Set; 1/2" drive. (mm) 12, 13, 14, 15, 16, 17, 18, 19, 22	20.75 set
W32300	8 pc. SAE 6 Point Deep Socket Set; 1/2" drive. (in.) 1/2, 9/16, 5/8, 11/16, 3/4, 13/16, 7/8, 15/16	30.95 set
W32400	8 pc. Metric 6 Point Deep Socket Set; 1/2" drive. (mm) 12, 13, 14, 15, 16, 17, 18, 19	30.95 set
M592DB	10 pc. SAE 6 Point Standard Depth Impact Socket Set; 1/2" drive. (in.) 7/16, 1/2, 9/16, 5/8, 11/16, 3/4, 13/16, 7/8, 15/16, 1	23.50 set
M593DB	10 pc. Metric 6 Point Standard Depth Impact Socket Set; 1/2" drive. (mm) 10, 13, 14, 15, 16, 17, 18, 19, 21, 22	23.50 set
M590DB	11 pc. SAE 6 Point Deep Depth Impact Socket Set; 1/2" drive. (in.) 3/8, 7/16, 1/2, 9/16, 5/8, 11/16, 3/4, 13/16, 7/8, 15/16, 1	41.95 set
M591DB	11 pc. Metric 6 Point Deep Depth Impact Socket Set; 1/2" drive. (mm) 10, 12, 13, 14, 15, 16, 17, 18, 19, 21, 22	41.95 set
W1179	8 pc. Jumbo SAE 12 Point Standard Depth Socket Set; 3/4" drive. (in.) 2-1/16, 2-1/8, 2-3/16, 2-1/4, 2-5/16, 2-3/8, 2-7/16, 2-1/2	146.95 set

Ratchets & Flex Handles



Quick Release

Flex Head
Quick Release

Flex Handle

W38101	3/8" Quick Release Ratchet.	22.75 ea.
W38102	3/8" Flex Head Quick Release Ratchet.	28.95 ea.
W38118	3/8" Drive Flex Handle; 10" overall length.	11.50 ea.
W32101	1/2" Quick Release Ratchet.	28.25 ea.
W32102	1/2" Flex Head Quick Release Ratchet.	35.75 ea.
W32120	1/2" Drive Flex Handle; 18" overall length.	17.75 ea.
W32121	1/2" Drive Flex Handle; 24" overall length.	33.25 ea.
W34100	3/4" Quick Release Ratchet.	82.95 ea.
W34120	3/4" Drive Flex Handle; 19" overall length.	46.75 ea.

Aluminum Socket Rails



- Clips feature spring loaded ball bearings for easy on/off.
- Double sided for efficient use of space.

W36001	Holds up to (18) 1/4" drive sockets.	14.50 ea.
W38004	Holds up to (16) 3/8" drive sockets.	14.50 ea.
W32004	Holds up to (14) 1/2" drive sockets.	14.50 ea.

Magnetic Socket Rails



- Clips feature spring loaded ball bearings for easy on/off.
- Heavy duty magnets to hold to any ferrous surface.
- EVA foam backing wont scratch surfaces.

W36003	Holds up to (20) 1/4" drive sockets.	31.50 ea.
W38003	Holds up to (17) 3/8" drive sockets.	31.50 ea.
W32003	Holds up to (14) 1/2" drive sockets.	31.50 ea.



Tekton® Socket Organizer

T77158 1/4", 3/8", 1/2" socket rails & 18" tray. 34.00 ea.

- Patented twist-to-lock design is simple and secure.
- Keyhole slot mounts to wall or workbench.
- Tekton® socket rail tray included.



Socket Drive Adapter and U-Joint Set

W30935 7 pc. set, reusable socket rack. 18.75 set

*Not for use with impact drivers.

Converts: 1/2" to 3/8"; 3/8" to 1/2"; 3/8" to 1/4"; 1/4" to 3/8".

U-Joints: 1/4", 3/8", 1/2" drive.



Allen Wrench Set

W80281 25 pc. 9.95 set

Includes Standard and Metric (in.) 1/16, 5/64, 3/32, 7/64, 1/8, 9/64, 5/32, 3/16, 7/32, 1/4, 5/16, 3/8; (mm) 1.27, 1.5, 2, 2.5, 3, 4, 4.5, 5, 5.5, 6, 7, 8, 10



90° Impact Driver Adapter

W9029 17.80 ea.

- Die-cast gear housing and 3 sets of bearings for torque use up to 18 ft-lbs.
- Magnetic 1/4" hex adapter accepts standard drill and driver bits.
- Works in forward or reverse.



Ball Pein Hammer

M7030B	12 oz.	11.25 ea.
M7032B	16 oz.	13.25 ea.
M7034B	24 oz.	16.95 ea.
M7036B	32 oz.	19.50 ea.



Cross Pein Hammer

M7104	3 lbs.	18.49 ea.
-------	--------	-----------



Claw Hammer

M7020B	16 oz.	9.95 ea.
--------	--------	----------




Dead Blow Hammer

M7216	16 oz.	9.95 ea.
M7232	32 oz.	12.50 ea.



Pry Bars

W2022	15" Flat Pry Bar	7.95 ea.
-------	------------------	----------



W2023	3 pc. Pry Bar Set with strike cap ends.	26.95 set
-------	---	-----------

Includes: (1) 12", (1) 17", (1) 24" long.



W2021	4 pc. Roll Type Pry Bar Set.	33.50 set
-------	------------------------------	-----------

Includes: (1) 6", (1) 12", (1) 16", (1) 20" long.



Center Cut Tin Snips

W2043		11.50 ea.
-------	--	-----------



Folding Level

W5703	4.75" to 23.5" level.	17.50 ea.
-------	-----------------------	-----------



Thread Pitch Gauge Set

W8655 Thread pitch gauge set with SAE and metric blades. 10.50 ea.

- Includes 28 standard and 24 metric gauges.
- SAE gauge: 4 to 62 threads per inch.
- Metric gauge: .25 to 6.0 threads per cm.



Terminal Release Kit

W9053	22 pc. Terminal Release Kit.	21.95 kit
-------	------------------------------	-----------



- Includes: 7 pcs. Single Pin Extractor (0.8 to 2.0mm); 9 pcs. Double Pin Extractor (2.0 to 8mm); 5 pcs. Casing Tool (2.0 to 4.9mm I.D.).
- All 21 tools are made of flexible 301 stainless steel with round rubber coated handles.



Terminal Cleaner

W147C	Metal Battery Terminal Cleaner.	3.50 ea.
-------	---------------------------------	----------

- Quality stainless steel brushes.
- Cleans both battery post and terminals.

Mechanics Wipes

W1479	40 pk. Industrial Wipes.	8.25 ea.
-------	--------------------------	----------

- Powerful ingredients that clean tough dirt, grease, grime, oil and more.
- Certified non-toxic, anti-bacterial wipes.
- Patented twist-locking cap prevents wipes from drying out.

Order No.	Description	SHOUP Savings Price
-----------	-------------	---------------------



Screwdriver Set		
W80007	7 pc.	11.75 set
Slotted:	1/8" x 4", 3/16" x 4", 3/16" x 6", 1/4" x 4", 3/8" x 8"	
Phillips:	#1 x 3", #2 x 4"	



Screwdriver Set with Storage Rack		
W1726	26 pc.	39.95 set
Slotted:	1/8" x 2", 1/8" x 3", 3/16" x 4", 1/4" x 1-1/2", 1/4" x 4", 1/4" x 5", 5/16" x 5", 5/16" x 8"	
Phillips:	#00 x 3", #0 x 3", #1 x 4", #2 x 1-1/2", #2 x 4", #2 x 5", #3 x 5", #3 x 8"	
Star	T15 x 4", T20 x 4", T25 x 4", T27 x 4", T30 x 4", T40 x 4"	
Pozidriv	PZ0, PZ1, PZ2, PZ3	



Flexible Hose Clamp Driver		
W80657	10-1/4" driver	8.25 ea.
	1/4" square drive with 1/4", 5/16" sockets	



25 ft. Tape Measure		
W5024	Plastic case, thumb lock, cushioned recoil	7.25 ea.



Infrared Thermometer		
W89722		28.95 ea.
	<ul style="list-style-type: none"> • Reads Temperatures from -58° to 626° F • Laser pointer for accurate use • Large backlit display • Accuracy of +/- 2%, 12:1 spot ratio 	



Shop Towels		
W1476	25 pack shop towels, 13.75" x 13"	14.95 ea.
	<ul style="list-style-type: none"> • Machine washable. • Soft all-cotton weave. • Picks up dirt, grease, and liquids. 	



2/3 Jaw Gear Puller			
Heat-treated Jaws, fine thread center bolt			
	Spread	Reach	
W87123	4-3/4"	3-1/4"	30.95 ea.
W87126	7"	3-1/4"	38.95 ea.
W87127	7"	5-1/2"	48.75 ea.



LED Work Light		
W2402	Flood Light	52.95 ea.
	<ul style="list-style-type: none"> • 2600 Lumens, 120 Volt • 6 ft. power cord, on/off switch, • Adjustable light angle 	



Tap & Die Set		
17 taps and dies; T-handle wrench, die stock, screwdriver & screw pitch gauge.		
W4001DB	40 pc. SAE	41.95 set
W4002DB	40 pc. Metric	41.95 set



Digital Readout Caliper with Case		
CD10	Digital Caliper	25.95 ea.
	<ul style="list-style-type: none"> • SAE to metric conversion w/6" capacity. • Large easy to read digital display. • On/off switch. • Thumb wheel with lock. • Inside, outside & depth measurements. 	



Order No.	Description	SHOUP Savings Price
-----------	-------------	---------------------

Nut Driver Sets		
W950	7 pc. SAE	12.99 set
	(in.) 3/16, 1/4, 5/16, 11/32, 3/8, 7/16, 1/2	
W951	7 pc. Metric	12.99 set
	(mm) 6, 7, 8, 9, 10, 11, 12	



C-Clamps - malleable iron		
W214C	6"	12.95 ea.
W215C	8"	17.25 ea.



Magnetic Support Jig		
Holds metal at 45°, 90°, 135° angles		
W41291	25 lbs.	3.95 ea.
W41292	50 lbs.	5.95 ea.



Fence Repair Pliers		
W1500	Pick end and hammer head	14.95 ea.



Metal File Set		
W1923	4 files with handle	10.49 set



Inspection Mirror		
72563	Extends 5-1/2" to 28"	7.50 ea.




O-ring and Seal Pick Set		
72017	Hardened tips	7.25 set



Seal Puller		
73915	2 tip sizes	9.25 ea.



Lighted Magnetic Pickup		
W9102	Extendable to 27"	7.25 ea.
	<ul style="list-style-type: none"> • LED light, • 4 lbs. magnetic pickup power 	



Lighted Magnetic Steel Claw		
W83196	24" long, Flexible	12.50 ea.
	<ul style="list-style-type: none"> • 4 claw, LED light, • 2 lbs. magnetic pickup power 	



Magnetic Parts Tray		
Rubber coated magnets prevent scratching.		
W1280	4" & 5-1/2" trays	11.25 set
W1285	6" x 10" tray	9.50 ea.



Magnetic Tool Organizer - 3 pc.		
W1286	8", 12", 18" long	19.50 set
	Steel construction	



LED Head Lamp		
W2374	4 LED Headlamp	8.95 ea.
	<ul style="list-style-type: none"> • 3 settings: High (180 Lumens), Low (52 Lumens), Flash. • 3-AAA batteries included 	



Pocket Flashlight		
W2383	3 LED Flashlights	12.50 set
	<ul style="list-style-type: none"> • 3 pc. set. Each flashlight has 9 bright LED's. • Each flashlights powered by 3 AAA batteries. • Knurled barrel for extra grip. 	



Star Bit Socket Set



W38801 11 pc. 26.95 set

Includes: 1/4" Drive: T10, T15, T20, T25, T27, T30.
3/8" Drive: T40, T45, T50, T55, T60.

SAE Hex Bit Set



W38790 11 pc. 23.75 set

Includes: 1/4" Drive: (in.) 1/16, 5/64, 3/32, 7/64, 1/8, 5/32.
3/8" Drive: (in.) 3/16, 7/32, 1/4, 5/16, 3/8.

Metric Hex Bit Set



W38791 11 pc. 22.95 set

Includes: 1/4" Drive: (mm) 1.5, 2, 2.5, 3, 4, 4.5, 5.
3/8" Drive: (mm) 5, 6, 8, 10.

Spiral Power Extractor Set



W2964 5 pc. 7.99 set

Includes: #1 Spiral: 1/8-1/4" (3-6mm),
#2 Spiral: 1/4-5/16" (6-8mm),
#3 Spiral: 5/16-7/16" (8-11mm),
#4 Spiral: 7/16-9/16" (11-14mm),
#5 Spiral: 9/16-3/4" (14-18mm).

D-Frame Creeper Seat



W85007 41.95 ea.

- Max weight capacity of 250 lbs.
- Heavy duty tubular steel design for maximum strength and minimum weight with fully padded seat cushion.
- Convenient 11-1/2" x 12-1/2" tool tray.

Rolling Work Seat



W85026 26.50 ea.

- Max weight capacity of 330 lbs.
- Lightweight and durable composite seat with 4 swivel casters.
- Size: 18" x 13.4" x 12.4".

Ratcheting Bar Clamp



W3945 6" HD ratcheting bar clamp. 8.25 ea.

W3946 12" HD ratcheting bar clamp. 12.50 ea.
300 lb. clamping pressure.

Bench Brush



W1232 14" Bench brush. 6.25 ea.

- Durable natural wood handle contoured for comfort and control.
- Bristles are made of long-lasting polypropylene.
- Bristled portion measures 7" long.

Shaker Siphon



W54154 1/2" x 6' Siphon 15.99 ea.

- Helps transfer fluids with ease.
- Moves up to 3.5 gallons a minute through 6 ft. anti-static tube.
- Simply shake hose up and down to start the transfer.



Rolling Tool Caddy

W85032 26.95 ea.

- 17.13" x 15.75" x 4.75".
- Holds up to 100 lbs.
- 5 compartments: 2 large, 3 small.



Insulight Electric Fence Insulator

SH54448 25.95 ea.

- Eliminates manually testing fence.
- Attaches to steel posts, T-posts, wood posts.
- Works on wire, braided wire, electric tape.



LED Road Flares - 3 pc.

W2343 27.95 kit

- Tough plastic construction is compact and lightweight.
- 12 bright red LEDs last up to 50 hours.
- Swivel hook and back magnet for hands free use.



Steel Wool

W1253 12 pc. multi-grade steel wool. 3.50 kit

- Perfect for cleaning, polishing, buffing, and refinishing.
- Smooth wood or rough up metal surfaces for paint prep or rust removal.
- Contains 3 textures:
(4) #0 Fine, (4) #1 Medium, (4) #3 Coarse.



D.O.T. Warning Triangle

W1499 14.95 ea.

- D.O.T. approved warning triangle for unexpected roadside emergencies.
- Weighs 2.9 lbs. for stability in windy conditions.
- Measures: 17.5" x 17.5" x 17.2".



Funnels

W4015 1 Pint funnel, 5-1/2" dia. 2.95 ea.

W4064 1 Quart funnel, 7-1/2" dia. 4.10 ea.

W5427 2 Quart funnel, 6-3/4" dia. 7.75 ea.



Poly Shop Cart

W53991 147.95 ea.

- 39-3/4" x 17" x 33-1/4".
- Holds up to 500 lbs.
- Tool storage, cup holder.
- 5" caster wheels, 2 locking & 2 swivel.



Utility Cart

W54004 179.95 ea.

- 2 shelf cart with locking drawer.
- 350 lb. capacity.
- Shelf dimensions: 28" x 16" x 3-1/2".
- Drawer dimensions: 27" x 15" x 3-3/4".
- Overall height: 35-1/4".
- 2 swivel casters for easy maneuvering.



Order No.	Description	SHOUP Savings Price
-----------	-------------	---------------------

Locking Clamps and Pliers

- One-handed grip and release.
- Knurled thumbscrew sets jaw capacity.
- Corrosion-resistant chrome plated finish.

T38500	9" welding clamp.	15.00 ea.
T20007	7" deep bite round jaw.	16.00 ea.
T20010	10" deep bite round jaw.	18.00 ea.
T10007	7" curved jaw.	14.00 ea.
T10010	10" curved jaw	16.50 ea.

Pliers

T10008	8" end cutting pliers.	21.00 ea.
T30008	8" cable cutting pliers.	26.00 ea.
T30009	9.5" lineman's pliers.	28.00 ea.
T40007	7.75" nut jaw pliers.	22.00 ea.
T37123	8" slip joint pliers.	19.00 ea.
T37124	10" slip joint pliers.	20.00 ea.
T37524	10" groove joint pliers.	23.00 ea.
T37526	16" groove joint pliers.	37.00 ea.

Cold Chisels

- Forged and machined from premium, high carbon steel.
- Rough ground after forging, a second sharpening after heat treating produces a high performance cutting edge.

T66001	1/4" x 4-1/2"	6.50 ea.
T66003	3/8" x 5-1/4"	8.00 ea.
T66005	1/2" x 6"	9.00 ea.
T66007	3/4" x 7"	12.75 ea.
T66008	7/8" x 7-1/2"	15.50 ea.
T66009	1" x 8"	16.00 ea.

Pry Bar Set

T90502	3 pc. pry bar set. (1) 17", (1) 25", (1) 36" long.	68.00 set
--------	---	-----------

Wrench Sets

T91103	11 pc. angle SAE open end wrench set. (in.) 1/4, 9/32, 5/16, 11/32, 3/8, 7/16, 1/2, 9/16, 5/8, 11/16, 3/4.	147.00 set
T91201	12 pc. angle Metric open end wrench set. (mm) 8, 9, 10, 11, 12, 13, 14, 15, 16, 17, 18, 19.	155.00 set
T23505	5 pc. SAE offset 45° box end set. (in.) 1/4 x 5/16, 3/8 x 7/16, 1/2 x 9/16, 5/8 x 11/16, 3/4 x 13/16.	60.00 set
T94202	19 pc. Metric combination wrench set. (mm) 6, 7, 8, 9, 10, 11, 12, 13, 14, 15, 16, 17, 18, 19, 20, 21, 22, 23, 24.	134.00 set

Order No.	Description	SHOUP Savings Price
-----------	-------------	---------------------

Punches

Pin Punch		
T66058	5/16" x 7"	9.00 ea.
T66059	3/8" x 8"	9.00 ea.

Roll Pin Punch

T66061	1/16" x 4"	6.00 ea.
T66064	1/8" x 5-1/2"	7.00 ea.
T66066	3/16" x 6-1/2"	7.00 ea.
T66068	1/4" x 7-1/2"	9.00 ea.

Center Punch

T66081	1/4" x 4-1/4"	7.00 ea.
T66083	3/8" x 5"	8.00 ea.
T66084	7/16" x 5-1/2"	9.00 ea.
T66085	1/2" x 6"	10.00 ea.

Alignment Punch

T66173	1/8" x 8"	9.00 ea.
T66175	3/16" x 9"	11.00 ea.
T66177	1/4" x 11"	14.00 ea.
T66277	1/4" x 16"	19.50 ea.
T66178	5/16" x 11"	14.00 ea.
T66278	5/16" x 18-1/4"	28.50 ea.
T66179	3/8" x 11"	23.50 ea.

Punch Set

T66564	18 pc. gunsmith punch set.	63.00 ea.
Size in Inches.		
(8) Roll pin punches: 1/16, 5/64, 3/32, 1/8, 5/32, 3/16, 7/32, 1/4.		
(7) Pin punches: 1/16, 3/32, 1/8, 5/32, 3/16, 7/32, 1/4.		
(2) Solid: 1/16, 3/32, (1) Center punch: 5/16.		

Torque Wrenches

T24330	3/8" drive, 10 to 80 ft.-lbs.	53.50 ea.
T24340	1/2" drive, 25 to 250 ft.-lbs.	78.00 ea.

Quick Release Ratchet

T14570	3/8" x 7" composite ratchet.	17.00 ea.
T14580	1/2" x 10" composite ratchet.	19.00 ea.
T11108	3/8" x 8" ratchet.	44.00 ea.
T11210	1/2" x 10-1/2" ratchet.	48.50 ea.
T11322	3/4" x 22" ratchet.	99.00 ea.

Ratchet and Socket Sets

T15101	35 pc. SAE 3/8" drive. Standard & Deep 6-point sockets: (in.) 1/4, 9/32, 5/16, 11/32, 3/8, 7/16, 1/2, 9/16, 5/8, 11/16, 3/4, 13/16, 7/8, 15/16, 1. Extensions: 3", 6". Ratchet: 3/8" x 8".	95.50 set
T15201	43 pc. Metric 3/8" drive. Standard & Deep 6-point sockets: (mm) 6, 7, 8, 9, 10, 11, 12, 13, 14, 15, 16, 17, 18, 19, 20, 21, 22, 23, 24. Extensions: 3", 6". Ratchet: 3/8" x 8".	102.50 set
T25101	38 pc. SAE 1/2" drive set. Standard & Deep 6-point sockets: (in.) 3/8, 7/16, 1/2, 9/16, 5/8, 11/16, 3/4, 13/16, 7/8, 15/16, 1, 1-1/16, 1-1/8, 1-3/16, 1-1/4, 1-5/16. Extensions: 3", 10". Ratchet: 1/2" x 10-1/2". Universal Joint. Breaker Bar: 1/2" x 18".	176.00 set
T25201	52 pc. Metric 1/2" drive set. Standard & Deep 6-point sockets: (mm) 10, 11, 12, 13, 14, 15, 16, 17, 18, 19, 20, 21, 22, 23, 24, 25, 26, 27, 28, 29, 30, 31, 32. Extensions: 3", 10". Ratchet: 1/2" x 10-1/2". Universal Joint. Breaker Bar: 1/2" x 18".	224.00 set
T35104	25 pc. SAE 3/4" drive set. 6-point sockets: (in.) 3/4, 13/16, 7/8, 15/16, 1, 1-1/16, 1-1/8, 1-3/16, 1-1/4, 1-5/16, 1-3/8, 1-7/16, 1-1/2, 1-9/16, 1-5/8, 1-11/16, 1-3/4, 1-13/16, 1-7/8, 1-15/16, 2. Extension: 8". Ratchet: 3/4" x 22". Universal Joint.	299.00 set

TEKTON**T92301****T92305**

Order No.	Description	SHOUP Savings Price
-----------	-------------	---------------------

Standard Impact Socket Sets

T92301	17 pc. SAE 1/2" drive set. Standard sockets: (in.) 5/16, 11/32, 3/8, 7/16, 1/2, 9/16, 5/8, 11/16, 3/4, 13/16, 7/8, 15/16, 1, 1-1/16, 1-1/8, 1-3/16, 1-1/4.	68.00 set
T92321	17 pc. Metric 1/2" drive set. Standard sockets: (mm) 8, 9, 10, 11, 12, 13, 14, 15, 16, 17, 18, 19, 20, 21, 22, 23, 24.	68.00 set

Deep Impact Socket Sets

T92305	17 pc. SAE 1/2" drive set. Deep sockets: (in.) 5/16, 11/32, 3/8, 7/16, 1/2, 9/16, 5/8, 11/16, 3/4, 13/16, 7/8, 15/16, 1, 1-1/16, 1-1/8, 1-3/16, 1-1/4.	88.00 set
T92329	17 pc. Metric 1/2" drive set. Deep sockets: (mm) 8, 9, 10, 11, 12, 13, 14, 15, 16, 17, 18, 19, 20, 21, 22, 23, 24.	88.00 set

Order No.	Description	SHOUP Savings Price
-----------	-------------	---------------------

Order No.	Description	SHOUP Savings Price
-----------	-------------	---------------------

Standard & Deep Impact Socket Sets

T91404	72 pc. SAE & Metric 3/8" drive set. Standard & Deep SAE 6-point sockets: (in) 1/4, 9/32, 5/16, 11/32, 3/8, 7/16, 1/2, 9/16, 5/8, 11/16, 3/4, 13/16, 7/8, 15/16, 1. Standard & Deep Metric 6-point sockets: (mm) 6, 7, 8, 9, 10, 11, 12, 13, 14, 15, 16, 17, 18, 19, 20, 21, 22, 23, 24. Extensions: 3", 10". Universal Joint.	239.00 set
T92407	72 pc. SAE & Metric 1/2" drive set. Standard & Deep SAE 6-point sockets: (in) 5/16, 11/32, 3/8, 7/16, 1/2, 9/16, 5/8, 11/16, 3/4, 13/16, 7/8, 15/16, 1, 1-1/16, 1-1/8, 1-3/16, 1-1/4. Standard & Deep Metric 6-point sockets: (mm) 8, 9, 10, 11, 12, 13, 14, 15, 16, 17, 18, 19, 20, 21, 22, 23, 24, 25, 26, 27, 28, 29, 30, 31, 32. Extensions: 3", 10". Universal Joint.	359.00 set

MILTON**Air Fittings and Accessories**

SHOUP® offers Milton® Industrial Fittings.

Industrial  Automotive SH72800
SH73200**Plugs - Industrial Style**

SH72800	1/4" Steel FNPT Plug.	1.60 ea.
SH72705 SH73300	1/4" Steel MNPT Plug.	1.60 ea.
SH96814	1/4" Steel MNPT Swivel Plug.	10.50 ea.
SH73200	3/8" Steel FNPT Plug.	3.20 ea.
SH73300	3/8" Steel MNPT Plug.	3.20 ea.
SH96815	3/8" Steel MNPT Swivel Plug.	11.25 ea.

Couplers - Industrial Style

SH71500 SH71800	1/4" Brass FNPT KWIK-CHANGE® coupler.	7.50 ea.
SH71600 SH71900	1/4" Brass MNPT KWIK-CHANGE® coupler.	7.50 ea.
SH75500	1/4" FNPT Push Type Coupler. Push plug into coupler to engage, pull sleeve back to remove.	12.50 ea.
SH75600	1/4" MNPT Push Type Coupler.	12.50 ea.
SH71800	3/8" Brass FNPT KWIK-CHANGE® coupler.	9.75 ea.
SH71900	3/8" Brass MNPT KWIK-CHANGE® coupler.	9.75 ea.

Gauges, Chucks

SH92100	Single head stick gauge. 5-50 PSI in 1 lb. increments. Plated brass tube and 4 sided nylon indicator bar.	8.25 ea.
---------	--	----------

SH98600	Dual head straight foot gauge. 10-160 PSI in 2 lb. increments. 13-1/4" long.	26.95 ea.
---------	--	-----------

SH75050	ACCU-GAGE® dial tire pressure gauge with dual air chuck and 11" rubber hose. 0-75 psi.	16.50 ea.
---------	--	-----------

SH69800	Single head air chuck with grip. 1/4" FNPT, 150 psi max.	10.40 ea.
---------	--	-----------

SH69000	Dual head air chuck with grip. 1/4" FNPT, 150 psi max.	9.95 ea.
---------	--	----------

SH51600	Dual head chuck with full swivel. Magnified lens for full view of scale. 10 - 160 lbs. in 2 lb. increments.	59.95 ea.
---------	---	-----------

Blow Guns

SH30700	EXELAIR™ 7 piece blow gun accessory kit. Includes: Gun with 1/4" FNPT, metal/rubber nozzle tips, inflator needles, 5" extension, plastic case.	13.25 ea.
---------	---	-----------

SH15000	Lever style blow gun. 1/4" FNPT inlet, 150 psi max.	15.75 ea.
---------	---	-----------

SH15824	AeroBlade™, 24" length. Air filter, radiator, condenser cleaner.	41.95 ea.
---------	--	-----------

LOCKNFLATE**Air Chucks and Accessories**

Order No.	Description	SHOUP Savings Price
SH65002	LockNFlate™ locking air chuck. • Durable, spring-loaded TPU seal. • Rated to 150 PSI fitting all standard Schrader valves. • Closed flow style, for use directly from a compressor or airline.	52.95 ea.

SH65106	LockNFlate™ 14" dual head air chuck. • Includes 3 connections: 1/4" NPT female, 1/4" NPT male industrial quick connect adapter, LockNFlate™ quick connect adapter. • Blue silicone grip. • Extended reach dual head for dual wheels.	29.95 ea.
---------	---	-----------

Order No.	Description	SHOUP Savings Price
SH65107	LockNFlate™ 15" locking dual head air chuck. • Includes 3 connections: 1/4" NPT female, 1/4" NPT male industrial quick connect adapter, LockNFlate™ quick connect adapter. • Blue silicone grip. • Two-jaw locking design with patented easy disconnect remote actuator.	99.00 ea.

SH65201	4-in-1 valve core tool. • Removes valve cores, re-tap threads and ream the inside of valves. • Works on all standard Schrader valves.	5.25 ea.
---------	---	----------

SH65301	LockNFlate™ Inflator with digital gauge. • Includes LockNFlate™ air chuck. • Easy to read, backlit LCD screen for pressure setting, readout and programming. • 24" flexible stainless steel hose. • Shock and impact-proof polycarbonate body. • Max pressure 230 PSI.	134.50 ea.
---------	---	------------

Air hose parts (Cont.)



Order No.	Description	SHOUP Savings Price
Hoses and Reels Heavy duty EPDM hoses are rated for 250 psi working pressure.		
 SH16340	3/8" x 25' heavy duty EPDM rubber hose with 1/4" MNPT fittings.	54.95 ea.
SH16350	3/8" x 50' heavy duty EPDM rubber hose with 1/4" MNPT fittings.	99.25 ea.
 SH16320	3/8" x 25' heavy duty EPDM rubber hose with 3/8" MNPT fittings.	55.50 ea.
SH16330	3/8" x 50' heavy duty EPDM rubber hose with 3/8" MNPT fittings.	99.50 ea.
SH27605	Steel dual arm auto retractable hose reel with 3/8" x 50' EPDM rubber hose. 300 PSI max. SH27606 required.	259.95 ea.
 SH27606	3/8" x 6' air leader hose required for SH27605.	25.50 ea.



Order No.	Description	SHOUP Savings Price
Hoses and Reels		
 M617	3/8" x 50' green rubber air hose with 1/4" MNPT inlet/outlet.	49.95 ea.
 M672	Manual Hose Reel. Includes 3/8" x 50' air hose with 1/4" MNPT fitting and 3/8" x 3' long lead hose with 1/4" MNPT fitting.	108.95 ea.
 M613	Hybrid auto rewind hose reel. Includes 3/8" x 50' air hose with 1/4" MNPT fitting.	99.95 ea.
 M608	Auto rewind hose reel with 3/8" x 25' air hose.	105.95 ea.
 M619	Auto rewind hose reel with 3/8" x 50' air hose.	179.95 ea.

Schaeffer Products and SHOUP® Glass Cleaner



Order No.	Description	Packaging
Schaeffer Grease		
211029	221 Standard Gr. 2 Grease.	10 pack of 14 oz. tube. 84.95 pkg.
219029	219 Full Synthetic Gr. 2 Grease.	10 pack of 14 oz. tubes. 104.50 pkg.
Schaeffer Chain Lube, Degreaser, Penetrating Oil		
227011	227 Molly Roller Chain Lube.	13 oz. can. 17.75 ea.
266011	266 Citrol Cleaner; multipurpose degreaser.	16 oz. can. 17.95 ea.
190011	Penetro 90; penetrating oil.	13 oz. can. 16.75 ea.
SHOUP® Glass Cleaner		
4303P	Glass Cleaner; ammonia free, streakless.	19 oz. aerosol can. 5.89 ea.



Magnetic Grease Fitting Relocation Block Ordering Guide

- A simple, fast way to relocate hard-to-reach fittings.
- Moves Zerks location to easily grease one or two fittings.

- Replace any fitting with an adapter that includes a female 1/8" NPT end.
- Powerful magnet resists strong vibrations or jolts so it will stay in place.



Order No.	Description	SHOUP Savings Price
-----------	-------------	---------------------

Step 1: Choose location for Relocation Zerk Block.

SH11220	Magnetic Relocation Block. 1/8" NPT female fittings.	38.95 ea.
---------	--	-----------

Step 2: Choose hose length - From Block to Original Zerk location.

SH11015	12" whip hose. 1/8" NPT male fittings.	12.25 ea.
SH11016	20" whip hose. 1/8" NPT male fittings.	14.95 ea.
SH11032	28" whip hose. 1/8" NPT male fittings.	16.95 ea.

Order No.	Zerk Thread Size	Fitting Style	SHOUP Savings Price
Step 3: Select Adapters - Hoses require 1/8" NPT.			
 45° Adapter	1/8"	45 Degree	14.99 ea.
SH53716	1/8"	45 Degree	14.99 ea.
SH44701	1/8"	90 Degree	13.75 ea.
SH51942	1/4" - 28 taper	Straight	7.99 ea.
SH10912	1/4" - 28 taper	45 Degree	14.99 ea.
SH51943	1/4" - 28 taper	90 Degree	11.99 ea.
SH12060	M6	Straight	10.50 ea.
SH20690	M6	90 Degree	13.75 ea.
SH19490	M8	90 Degree	13.75 ea.
 Straight Adapter	M10	Straight	13.75 ea.
SH19500	M10	Straight	13.75 ea.
SH19390	M10	90 Degree	13.75 ea.



Alemite cordless guns offer the highest grease delivery of any guns on the market, regardless of voltage.

- Motor is located in handle for excellent balance and the glass fiber reinforced housing is durable and damage resistant.
- Ultra flexible 3 ft. Kevlar hose. • Designed for easy priming.
- 3-way loading: cartridge, bulk or suction.

Specifications	14.4v	20v
Flow Rate (oz/min)	5.6	6
Max. Pressure	10000	10000
Cartridges/charge	17	40
Weight	7 lb.	7 lb.



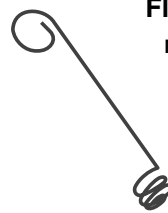
Order No.	Description	SHOUP Savings Price
SH5865	Alemite® 14.4-volt cordless grease gun. Includes gun, 110v charger, (2) 14.4v lithium-ion batteries, 36" flex hose, carrying case.	399.95 ea.
SH5970	Alemite® 20-volt cordless grease gun. Includes gun, 110v charger, (2) 20v lithium-ion batteries, 36" flex hose, carrying case.	499.95 ea.
340338	Pressure relief valve, use with Alemite® cordless guns.	39.95 ea.
Batteries & Chargers - Alemite 14.4v, 20v LITHIUM-ION:		
SH3432	Battery, 14.4v lithium-ion. Will not replace NI-CAD batteries.	139.95 ea.
SH3421	Battery, 20v lithium-ion.	139.95 ea.
SH3450	14.4v, 20v charger for SH3432, SH3421 battery.	84.95 ea.
SH5500	Alemite® pistol grip grease gun. One hand operation. 16 oz. capacity. Equipped with flex hose and coupler.	62.95 ea.
SH5000	Alemite® lever-type grip grease gun. 16 oz. capacity. Equipped with rigid grease tube and coupler.	39.50 ea.
SH8112	12" flex hose, 1/8" NPT. Use with manual guns only.	7.50 ea.
SH8124	24" flex hose, 1/8" NPT. Use with manual guns only.	8.25 ea.
SH3467	36" flex hose, 1/8" NPT. Fits 12v, 14.4v, 18v Alemite® cordless grease guns.	51.95 ea.
B154	Standard coupler, 4-jaw, 1/8" NPT thread. Use with battery or manual guns.	5.99 ea.
B203	90° coupler, fits over all standard couplers. Use with manual guns only.	29.95 ea.
SH1186	Grease injector needle. Fits grease gun coupler.	4.75 ea.
LockNLube® coupler, 4-hardened jaws, 1/8" NPT thread. Lever action and sliding sleeve locks coupler to zerk for a leak proof seal up to 10,000 psi. Lever release for no more stuck couplers. Use on all manual, electric, pneumatic guns and SAE or metric fittings. Includes spare seal and jaw set.		
SH1170	LockNLube® coupler, 3-1/2" long, 1-1/2" effective length.	32.99 ea.
SH1172	LockNLube® XL coupler, 5-1/2" long, 3-1/2" effective length.	41.99 ea.
SH1184	Snap action clamp grease gun holder.	7.95 ea.
SH1185	Spring loaded grease gun holder.	24.95 ea.
GZ1000	SAE fitting assortment, 100 pc. Includes straights and angles.	34.95 kit
50 pcs. — 1/4"-28 Straight 5 pcs. — 1/4"-28 Long Straight 5 pcs. — 1/8" NPT 45° 5 pcs. — 1/4"-28 45° 25 pcs. — 1/8" NPT Straight 5 pcs. — 1/8" NPT 90° 5 pcs. — 1/4"-28 90°		
GZ2000	Metric fitting assortment, 100 pc. Includes straights and angles.	34.95 kit
10 pcs. — 6mm 45° 10 pcs. — 8mm 45° 8 pcs. — 10mm 45° 20 pcs. — 6mm 90° 10 pcs. — 8mm 90° 7 pcs. — 10mm 90° 5 pcs. — 6mm straight 20 pcs. — 8mm straight 10 pcs. — 10mm straight		
Grease Buster Tool - use with non-aerosol penetrating oil to unclog fittings.		
GB200	Heavy Duty Grease Buster with 7/16" dia. shaft.	55.95 ea.
GB500	6" Flex Extension with coupler, use in hard-to-reach places with GB200.	20.95 ea.
W1218	Bearing Packer pushes in new grease and forces out the old. Use with standard ball, tapered and needle bearings. Tighten plastic cones against the bearing and use with any grease gun to push grease into the bearing.	9.95 ea.

Steel Constructed Holders

Order No.	Description	SHOUP Savings Price
4470	Aerosol Can Holder, 9-1/8" tall x 3-1/2" wide.	19.95 ea.
4475	Grease Gun Holder, 10" tall x 4-1/2" wide.	19.95 ea.

- Mounts with one to three bolts (not included).
- 4470 will hold up to 3" dia. cans.

Flexible Hydraulic Hose Holder



Mounts on hitch of any implement. Keeps hoses safe and out of the way.

27-3/4" overall length; 4-1/2" hose loop; 3/8" diameter wire.

Order No.

FH25

20.95 ea.



Hardware Assortments

Order No.	Description	SHOUP Savings Price			
HK39050 91 pc. set	Machinery Bushings	28.95 kit			
	ID	ID	ID	ID	
	10 pcs. 1/2"	10 pcs. 7/8"	5 pcs. 1-3/8"		
	20 pcs. 5/8"	10 pcs. 1"	5 pcs. 1-1/2"		
	20 pcs. 3/4"	7 pcs. 1-1/4"	4 pcs. 1-3/4"		
HK23000 560 pc. set	Cotter Pins	11.95 kit			
	150 pcs. 1/16" x 1"	75 pcs. 1/8" x 1-1/4"			
	150 pcs. 3/32" x 1"	55 pcs. 1/8" x 2"			
	100 pcs. 3/32" x 1-1/2"	30 pcs. 5/32" x 2-1/2"			
HK23010 150 pc. set	Large Cotter Pins	14.25 kit			
	50 pcs. 1/8" x 2"	25 pcs. 1/4" x 2"			
	30 pcs. 5/32" x 2-1/2"	15 pcs. 1/4" x 3"			
	20 pcs. 3/16" x 3"	10 pcs. 5/16" x 2-1/2"			
W5343 80 pc. set	Woodruff Keys	12.50 kit			
	10 pcs. 1/8" x 33/64"	10 pcs. 5/32" x 41/64"			
	10 pcs. 1/8" x 41/64"	10 pcs. 3/16" x 7/8"			
	10 pcs. 5/32" x 33/64"	10 pcs. 3/16" x 49/64"			
	10 pcs. 5/32" x 49/64"	10 pcs. 1/4" x 7/8"			
HK20600 300 pc. set	External Snap Rings	9.95 kit			
	Shaft	Shaft	Shaft	Shaft	
	20 pcs. 1/8"	15 pcs. 7/16"	15 pcs. 13/16"		
	10 pcs. 5/32"	15 pcs. 15/32"	20 pcs. 7/8"		
	15 pcs. 3/16"	25 pcs. 1/2"	15 pcs. 1"		
	25 pcs. 1/4"	15 pcs. 9/16"	15 pcs. 1-1/16"		
	15 pcs. 5/16"	20 pcs. 5/8"	10 pcs. 1-1/8"		
	20 pcs. 3/8"	25 pcs. 3/4"	5 pcs. 1-1/4"		
HK20700 55 pc. set	Internal Snap Rings	15.95 kit			
	Groove	Groove	Groove	Groove	
	10 pcs. 1/4"	7 pcs. 7/16"	3 pcs. 3/4"		
	10 pcs. 5/16"	7 pcs. 1/2"	3 pcs. 1"		
	10 pcs. 3/8"	5 pcs. 5/8"			
O-Ring Kits					
		<ul style="list-style-type: none"> Available in US Standard or Metric. Each kit contains 30 popular sizes with over 380 total pieces. Sturdy plastic storage case. Compound B46A, 70 Durometer hardness Nitrile for -40° to 250° F. 			
OK311	US Standard. 1/4" to 2-1/8" O.D.	29.95 kit			
OK312	Metric. 3mm to 44mm O.D.	29.95 kit			



Order No.	Description	12" long bars, zinc plated.	SHOUP Savings Price
KS35	37 pc. US Standard with steel storage rack.		159.95 kit
KS60	12 pc. Metric	KS60 does not include storage rack.	69.95 kit

Order No.	Description	SHOUP Savings Price	
HK21140 150 pc. set	Hitch Pin Clips	13.75 kit	
	Size x Length	Size x Length	
	42 pcs. 3/32" x 1-3/16"	25 pcs. 7/64" x 1-5/8"	
	30 pcs. 5/64" x 1-5/16"	20 pcs. 9/64" x 1-3/4"	
	25 pcs. 5/64" x 1-9/16"	8 pcs. 5/32" x 2-15/16"	
HK05110 70 pc. set	Machinery Keys	23.95 kit	
	20 pcs. 1/8" x 1/8" x 1-1/2"		
	12 pcs. 3/16" x 3/16" x 1-1/2"		
	12 pcs. 3/16" x 1/4" x 1-1/2"		
	10 pcs. 1/4" x 1/4" x 1-1/2"		
	8 pcs. 5/16" x 5/16" x 1-1/2"		
	8 pcs. 3/8" x 3/8" x 1-1/2"		
HK48000 232 pc. set	Flat Washers & Lock Washers	33.95 kit	
	Flat Washer ID	Lock Washer ID	
	30 pcs. 1/4"	30 pcs. 1/4"	
	30 pcs. 5/16"	30 pcs. 5/16"	
	30 pcs. 3/8"	30 pcs. 3/8"	
	15 pcs. 1/2"	15 pcs. 1/2"	
	6 pcs. 5/8"	6 pcs. 5/8"	
	5 pcs. 3/4"	5 pcs. 3/4"	
HK22000 70 pc. set	Grease Fittings	13.75 kit	
	20 pcs. 1/4"-28 Straight	5 pcs. 1/8" NPT 45°	
	5 pcs. 1/4"-28 45°	5 pcs. 1/8" NPT 90°	
	5 pcs. 1/4"-28 90°	10 pcs. 6 mm Straight	
	10 pcs. 1/8" NPT Straight	5 pcs. 8 mm Straight	
		5 pcs. 10 mm Straight	
HK57330 60 pc. set	Square Head Set Screws	33.95 kit	
	20 pcs. 1/4" x 3/4"	10 pcs. 3/8" x 3/4"	
	10 pcs. 5/16" x 3/4"	8 pcs. 3/8" x 1-1/4"	
	8 pcs. 5/16" x 1"	4 pcs. 1/2" x 1"	
HK11506 50 pc. set	Clevis Pins	29.50 kit	
	4 pcs. 1/4" x 1-1/4"	2 pcs. 5/16" x 2"	
	4 pcs. 1/4" x 1-1/2"	2 pcs. 5/16" x 2-1/4"	
	4 pcs. 1/4" x 1-5/8"	1 pcs. 5/16" x 2-1/2"	
	4 pcs. 1/4" x 1-3/4"	1 pcs. 5/16" x 2-5/8"	
	4 pcs. 1/4" x 1-7/8"	2 pcs. 5/16" x 2-3/4"	
	4 pcs. 1/4" x 2"	1 pcs. 5/16" x 2-7/8"	
	4 pcs. 1/4" x 2-1/4"	1 pcs. 5/16" x 3"	
	4 pcs. 1/4" x 2-1/2"	1 pcs. 3/8" x 1-7/8"	
	1 pcs. 5/16" x 1-5/8"	1 pcs. 3/8" x 2"	
	2 pcs. 5/16" x 1-3/4"	1 pcs. 3/8" x 2-1/4"	
	2 pcs. 5/16" x 1-7/8"		
HK24500 195 pc. set	Hex Socket Set Screws	26.75 kit	
	75 pcs. 3/16" x 1/4"	25 pcs. 5/16" x 3/8"	
	40 pcs. 1/4" x 1/4"	20 pcs. 3/8" x 3/8"	
	25 pcs. 1/4" x 3/8"	10 pcs. 3/8" x 1/2"	
HK42500 204 pc. set	Spring Pins	40.95 kit	
	30 pcs. 1/16" x 3/4"	10 pcs. 1/4" x 7/8"	
	15 pcs. 3/32" x 1"	10 pcs. 1/4" x 1-1/4"	
	15 pcs. 3/32" x 1-1/4"	10 pcs. 1/4" x 1-1/2"	
	15 pcs. 1/8" x 7/8"	10 pcs. 5/16" x 1-1/2"	
	15 pcs. 1/8" x 1-1/2"	8 pcs. 5/16" x 1-3/4"	
	20 pcs. 5/32" x 1"	8 pcs. 5/16" x 2-1/2"	
	10 pcs. 3/16" x 1"	4 pcs. 3/8" x 1-3/4"	
	10 pcs. 3/16" x 1-1/2"	4 pcs. 3/8" x 2-1/4"	
	10 pcs. 7/32" x 1-1/4"		

Size	Type	Qty.	Size	Type	Qty.
1/8"	Sq.	5	7/16"	Sq.	3
3/16"	Sq.	5	1/2"	Sq.	3
1/4"	Sq.	5	1/4" x 3/16"	Rect.	2
5/16"	Sq.	5	5/16" x 1/4"	Rect.	2
3/8"	Sq.	5	3/8" x 5/16"	Rect.	2

Size (mm)	Type	Qty.
5 x 5	Sq.	2
6 x 6	Sq.	2
8 x 8	Sq.	2
8 x 7	Rect.	3
10 x 8	Rect.	2
12 x 8	Rect.	1



Order No.	Description	SHOUP Savings Price
W5200	20 sizes, 200 pc. set	9.95 kit

Extension Springs			
Dia.	Length	Dia.	Length
5/32"	3-1/8"	9/32"	2-13/16"
3/16"	1-3/4"	5/16"	1-1/8"
13/64"	13/16"	5/16"	1-1/4"
7/32"	1"	5/16"	1-3/4"
1/4"	7/8"	11/32"	1-7/16"
9/32"	1-1/2"	11/32"	1-27/32"

Compression Springs			
Dia.	Length	Dia.	Length
7/32"	11/16"	9/32"	3/4"
1-1/2"	23/64"	1-3/8"	
1/4"	13/32"	3/8"	11/16"
9/32"	1/2"	3/8"	3/4"

Hex Head Bolts

Grade 5
Zinc-plated
NC Threads
Order by the Piece



Length	1/4" Diameter		5/16" Diameter		3/8" Diameter		7/16" Diameter	
	Order No.		Order No.		Order No.		Order No.	
1/2"	H01412	.10	H05612	.15	H03812	.30		
3/4"	H01434	.12	H05634	.20	H03834	.30	H07634	.50
1"	H14100	.14	H56100	.20	H38100	.33	H76100	.75
1-1/4"	H14114	.24	H56114	.23	H38114	.34	H76114	.68
1-1/2"	H14112	.24	H56112	.30	H38112	.38	H76112	.70
1-3/4"	H14134	.32	H56134	.33	H38134	.42	H76134	.82
2"	H14200	.41	H56200	.42	H38200	.48	H76200	.92
2-1/4"	H14214	.43	H56214	.44	H38214	.63	H76214	1.08
2-1/2"	H14212	.48	H56212	.50	H38212	.65	H76212	1.10
2-3/4"	H14234	.55	H56234	.60	H38234	.70	H76234	1.20
3"	H14300	.58	H56300	.60	H38300	.75	H76300	1.40
3-1/2"	H14312	.68	H56312	.75	H38312	.80	H76312	1.80
4"	H14400	.75	H56400	.80	H38400	.90	H76400	2.10
4-1/2"	H14412	.96	H56412	.90	H38412	1.10	H76412	2.40
5"	H14500	1.05	H56500	1.10	H38500	1.25	H76500	3.00
5-1/2"	H14512	1.10	H56512	1.40	H38512	2.05	H76512	3.20

Length	1/2" Diameter		9/16" Diameter		5/8" Diameter		3/4" Diameter		7/8" Diameter		1" Diameter	
	Order No.		Order No.		Order No.		Order No.		Order No.		Order No.	
3/4"	H01234	.65										
1"	H12100	.68	H96100	1.50	H58100	1.30	H34100	1.60				
1-1/4"	H12114	.74	H96114	1.80	H58114	1.30	H34114	2.10				
1-1/2"	H12112	.78	H96112	2.35	H58112	1.45	H34112	2.20	H78112	3.25	H10112	4.55
1-3/4"	H12134	.85	H96134	2.40	H58134	1.50	H34134	3.75				
2"	H12200	.92	H96200	2.50	H58200	1.55	H34200	2.80	H78200	3.85	H10200	6.30
2-1/4"	H12214	1.05	H96214	2.65	H58214	1.60	H34214	2.85				
2-1/2"	H12212	1.15	H96212	2.70	H58212	1.70	H34212	3.10	H78212	4.75	H10212	6.45
2-3/4"	H12234	1.24	H96234	4.10	H58234	1.80	H34234	3.65	H78234	4.85		
3"	H12300	1.40	H96300	4.20	H58300	1.95	H34300	3.75	H78300	6.25	H10300	6.90
3-1/2"	H12312	1.50	H96312	4.50	H58312	2.10	H34312	3.90	H78312	6.70	H10312	7.15
4"	H12400	1.70	H96400	4.80	H58400	2.45	H34400	4.10	H78400	7.35	H10400	7.75
4-1/2"	H12412	1.80	H96412	5.10	H58412	2.80	H34412	4.45	H78412	7.90	H10412	8.20
5"	H12500	2.20	H96500	5.40	H58500	3.00	H34500	4.85	H78500	8.90	H10500	8.90
5-1/2"	H12512	2.25	H96512	5.70	H58512	3.30	H34512	5.25	H78512	8.90	H10512	9.55
6"	H12600	2.30			H58600	3.60	H34600	6.30	H78600	9.25	H10600	9.90
6-1/2"	H12612	3.50			H58612	4.75	H34612	6.50	H78612	10.45	H10612	11.25
7"	H12700	4.90			H58700	5.40	H34700	7.30	H78700	10.75	H10700	11.50
7-1/2"	H12712	5.65			H58712	5.70	H34712	7.50	H78712	11.35	H10712	12.35
8"	H12800	5.90			H58800	6.00	H34800	7.80	H78800	11.80	H10800	12.90

Carriage Bolts

Grade 5
Zinc-plated
NC Threads
Order by the Piece



Length	5/16" Diameter		3/8" Diameter		7/16" Diameter		1/2" Diameter		5/8" Diameter	
	Order No.		Order No.		Order No.		Order No.		Order No.	
3/4"	C56034	.22	C38034	.29						
1"	C56100	.23	C38100	.34	C76100	.75	C12100	.77		
1-1/4"	C56114	.27	C38114	.38	C76114	.75	C12114	.77		
1-1/2"	C56112	.34	C38112	.42	C76112	.80	C12112	.88	C58112	1.75
1-3/4"	C56134	.40	C38134	.46	C76134	.82	C12134	.94		
2"	C56200	.80	C38200	.48	C76200	.85	C12200	1.08	C58200	2.10
2-1/4"	C56214	.82	C38214	.85	C76214	.90	C12214	1.35		
2-1/2"	C56212	.85	C38212	.90	C76212	1.10	C12212	1.35	C58212	2.50
3"	C56300	.90	C38300	.96	C76300	2.25	C12300	1.50	C58300	2.95
3-1/2"			C38312	1.07	C76312	2.50	C12312	1.60	C58312	3.25
4"			C38400	1.10	C76400	2.75	C12400	1.75	C58400	3.60
5"							C12500	2.15	C58500	4.10

Washers & Nuts

Zinc-plated

NC Threads



Bolt Dia.	Lock Washer		Flat Washer		Heat-Treated Washer		Hex Nut		Lock Nut		Slotted Nut	
	Order No.		Order No.		Order No.		Order No.		Order No.		Order No.	
1/4"	LW14	.05	FW14	.05			HN14	.06	LN14	.08	SLN14	.35
5/16"	LW516	.07	FW516	.07			HN516	.07	LN516	.15	SLN516	.65
3/8"	LW38	.10	FW38	.10			HN38	.09	LN38	.20	SLN38	.70
7/16"	LW716	.12	FW716	.13			HN716	.15	LN716	.30	SLN716	1.35
1/2"	LW12	.17	FW12	.20	HTW12	.25	HN12	.19	LN12	.35	SLN12	1.05
9/16"	LW916	.65	FW916	.26			HN916	.70	LN916	.65		
5/8"	LW58	.30	FW58	.38	HTW58	.40	HN58	.35	LN58	.80	SLN58	1.90
3/4"	LW34	.65	FW34	.54	HTW34	.55	HN34	.65	LN34	1.35	SLN34	2.00
7/8"	LW78	.95	FW78	.72	HTW78	.75	HN78	.95	LN78	2.50	SLN78	3.25
1"	LW100	1.10	FW100	1.05	HTW100	1.10	HN100	1.50	LN100	2.85	SLN100	3.50
1-1/8"	LW118	1.55	FW118	1.20			HN118	2.40	LN118	5.50	SLN118	4.55
1-1/4"	LW114	1.70	FW114	1.95	HTW114	1.40	HN114	3.25			SLN114	6.50
1-1/2"	LW112	2.65	FW112	2.00	HTW112	2.25	HN112	6.50			SLN112	9.90
1-3/4"			FW134	2.10							SLN134	14.75

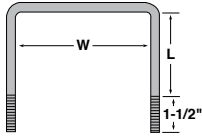
Plow Bolts

NC Threads
Order by the Piece



Length	5/16" Diameter	3/8" Diameter	7/16" Diameter	1/2" Diameter	5/8" Diameter
	Order No.	Order No.	Order No.	Order No.	Order No.
1"		PB38100 .30			
1-1/4"	PB516114 1.10	PB38114 .35	PB716114 .60	PB12114 .75	
1-1/2"		PB38112 .45	PB716112 .65	PB12112 .90	
1-3/4"			PB716134 .70	PB12134 1.00	
2"		PB38200 .45	PB716200 .75	PB12200 1.10	PB58200 1.65
2-1/4"					PB58214 1.70
2-1/2"			PB716212 .95	PB12212 1.15	PB58212 2.00
2-3/4"					PB58234 2.25
3"			PB716300 1.05	PB12300 1.40	PB58300 2.40
3-1/2"				PB12312 1.50	

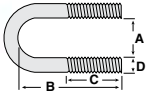
Square & Rectangular U-Bolts



- Grade 5
- Zinc-plated
- NC Threads

Order No.	Width	Length	Dia.	Order No.	Width	Length	Dia.	
B2212	2"	2"	1/2"	4.25 ea.	B5758	5"	7"	5/8" 8.10 ea.
B2238	2-1/2"	2-1/2"	3/8"	4.35 ea.	B5734	5"	7"	3/4" 9.35 ea.
B2512	2-1/2"	2-1/2"	1/2"	5.00 ea.	B6458	6"	4"	5/8" 6.20 ea.
B3358	3"	3"	5/8"	5.45 ea.	B6434	6"	4-1/2"	3/4" 8.85 ea.
B3458	3"	4"	5/8"	8.00 ea.	B6634	6"	6"	3/4" 9.00 ea.
B4358	4"	3"	5/8"	8.00 ea.	B7558	7"	5"	5/8" 6.40 ea.
B4458	4"	4"	5/8"	5.50 ea.	B7534	7"	5"	3/4" 9.10 ea.
B4434	4"	4"	3/4"	8.45 ea.	B7712	7"	7"	1/2" 7.10 ea.
B5558	5"	5"	5/8"	8.75 ea.	B7758	7"	7"	5/8" 7.50 ea.
B5534	5"	5"	3/4"	7.65 ea.	B7734	7"	7"	3/4" 9.10 ea.

Round U-Bolts



- Zinc-plated
- NC Threads

Order No.	(A) Pipe O.D.	(B) Inside Length	(C) Thread Length	(D) Thread Dia.	Order No.	(A) Pipe O.D.	(B) Inside Length	(C) Thread Length	(D) Thread Dia.	
RU3414	3/4"	2-1/4"	1-1/2"	1/4"	2.80 ea.	RU1238	1-1/2"	2-3/4"	1-1/4"	3/8" 5.05 ea.
RU3438	3/4"	2"	1-1/4"	3/8"	3.95 ea.	RU2214	2"	3-1/4"	1-1/4"	1/4" 3.90 ea.
RU1114	1"	1-3/4"	3/4"	1/4"	2.80 ea.	RU2238	2"	3-1/8"	1-1/4"	3/8" 5.50 ea.
RU1138	1"	2-1/4"	1-1/4"	3/8"	4.45 ea.	RU2538	2-1/2"	3-5/8"	1-1/2"	3/8" 6.00 ea.
RU1438	1-1/4"	2-1/2"	1-1/4"	3/8"	4.95 ea.	RU3338	3"	4-1/8"	1-1/2"	3/8" 6.40 ea.



Bulk Bin Storage Rack

47 plastic bins mounted in a sturdy steel rack.



Loctite® Threadlocker 243™

Medium strength, for fasteners 1/4" to 3/4".

Order No.

37419	Loctite® Threadlocker™ 243. 6 ml tube.	8.25 ea.
W5193	Storage Rack with bins.	144.95 ea.

Overall dimensions:
36.5" W x 45.5" H x 11" D
Weight: 52.8 lb.

Assembly hardware included.

32 small (red) bins:
4" W x 6.5" L x 3" H
15 large (blue) bins:
5.5" W x 9.5" L x 5" H

- SH46681 and SH46683 easily install using existing mounting bolts.
- Heavy duty steel construction.
- Increases cab comfort for hours of sitting.


Cab Footrests for Case-IH, John Deere, New Holland

Order No.	Fits Models	
SH46683	Case-IH Combines 7010, 7120, 8010, AFX8010, 8120, 9010, 9120; 7230, 8230, 9230 prior to 2013 or non-common cab. New Holland Combines CR9040, CR9060, CR9065, CR9070, CR9080.	99.95 ea.
SH46681	John Deere Combines 9400, 9410, 9450, 9500, 9510, 9550, 9560, 9560STS, 9570STS, 9600, 9610, 9650, 9650CTS, 9650STS, 9660, 9660CTS, 9660STS, 9670STS, 9750STS, 9760STS, 9770STS, 9860STS, 9870STS, CTS, CTSII, S550, S650, S660, S670, S680, S690, S760, S770, S780, S790; Cotton Pickers 7660, 7760, 9986, 9996, CP690; Cotton Strippers 7460, CS690; Forage Harvesters 6610, 6710, 6810, 6910, 7180, 7200, 7250, 7280, 7300, 7350, 7380, 7400, 7450, 7460, 7480, 7500, 7550, 7580, 7700, 7750, 7780, 7800, 7850, 7950, 7980, 8100, 8200, 8300, 8400, 8500, 8600, 8700, 8800.	79.95 ea.
SH46684	John Deere Tractors 7200R, 7210R, 7215R, 7230R, 7250R, 7260R, 7270R, 7280R, 7290R, 7310R, 8225R, 8235R, 8245R, 8260R, 8270R, 8285R, 8295R, 8295RT, 8310R, 8310RT, 8320R, 8320RT, 8335R, 8335RT, 8345R, 8345RT, 8360R, 8360RT, 8370R, 8370RT, 8400R, 9360R, 9370R, 9410R, 9420R, 9420RX, 9460R, 9460RT, 9470R, 9470RT, 9470RX, 9510R, 9510RT, 9520R, 9520RT, 9520RX, 9560R, 9560RT, 9570R, 9570RT, 9570RX, 9620R, 9620RX; Sprayers 4730, 4830, 4930, R4023, R4030, R4038, R4044, R4045, R4060. Drilling into cab floor and access under cab required.	99.95 ea.



Shop Accessories

Air Filter Blaster



The Filter Blaster is standard with a 6" rotor head and cleans filters up to 25" tall. 3" and 4-1/2" rotor heads sold separately.

A portable tool for air filter cleaning. Use with a compressed air source of 90-100 psi. Ports within the Filter Blaster create a shaft rotation that vibrates and discards dirt and particles from inside of the filter outwards. A maximum of approximately 48 psi is forced out of any one air port so no damage occurs.

Order No.	Description	SHOUP Savings Price
SH15700	Air Filter Blaster with 6" rotor head. Includes carrying case.	299.00 ea.

Optional Heads

SH15750	3" rotor head.	59.00 ea.
SH15760	4-1/2" rotor head.	59.00 ea.
SH15775	6" rotor head.	59.00 ea.



Capacity with 20-ton press, 90° max. bending radius:

Material Thickness	Maximum Width
1/4"	12"
3/8"	10"
1/2"	6"

Shop Press Brake

Order No.	Description	SHOUP Savings Price
SB100	Metal bending brake for use in 20-ton shop press, bends up to 1/2" thick steel.	449.00 ea.

AME Tire Changing Tools



Order No.	Description	SHOUP Savings Price
5550	Little Buddy Manual Bead Breaker for use on implement, tractor and truck tires. Work on tires without removing the wheel. For use with hand wrench or ratchet (no air impact). 10" x 5" x 5"; 12 lbs.	142.95 ea.
5650	Big Buddy Slide Hammer Bead Breaker breaks the stubborn beads. Delivers a forceful blow directly to the hammer tip placed between the tire bead and wheel. Spring action tip lessens kickback. 24 lbs.	189.50 ea.
5660	Lugnut removal tool breaks loose the most stubborn wheel nuts. Use on both agricultural and commercial wheels. Includes 1-1/2" (38mm) and 1-5/16" (33mm) sockets with 1" drive. 58:1 gear ratio has a torque output rating of 2950 ft. lbs. Comes in convenient plastic carrying case. 19 lbs.	138.75 ea.



Deep Impact Socket

Use to remove/mount clamp-on dual wheels. All sizes fit 1/2" drive, 12-1/2" overall length.

Socket Size		Socket Size	
IS1516	15/16"	IS118	1-1/8"
IS116	1-1/16"	IS114	1-1/4"

Original Radiator Genie

17" nozzle length, 22.5" overall length.

Radiator Genie Pro

17" and 43" nozzle length, 5.5" length handle.




Original Radiator Genie is a pair of wands 1 air and 1 water.

The Radiator Genie Pro is 1 heavy duty handle with 2 interchangeable fittings for air and water.

Water & Air Cleaning Wands for Radiator and Air Conditioning Systems

Order No.	Description	SHOUP Savings Price
SH16100	Original Radiator Genie.	39.95 ea.
SH16300	Radiator Genie Pro.	94.95 ea.

The Original Radiator Genie has an adjustable pressure knob for blowing or washing out debris from any tractor radiator. Both have specially designed fan heads that increases working width/pressure and the narrow tubing allows access to confined areas. The bend of the fan head enables access through the cowl and between the fan blades to blow directly through the radiator fins. Length works well even on 4-wheel drives.



Blo-Guns

Aluminum body construction with 1 safety nozzle and 1 rubber tipped nozzle. Accepts male 1/4" NPT fitting.

Order No.	Description	SHOUP Savings Price
SH15800	2 ft. Blo-Gun with tips.	37.95 ea.
SH15900	4 ft. Blo-Gun with tips.	46.95 ea.
SH15200	Replacement rubber tip.	4.75 ea.

Grain Test Weight Scale



- Scale readout in lbs. per bushel.
- Use for all varieties of grain including corn, soybeans, wheat and oats.
- Sliding weight with easy to read level for accurate balance.

Order No.	Description	SHOUP Savings Price
WS100	Weight Scale	59.95 ea.



24" x 30" Xtreme Mud Flaps

- 24"W x 30"L x 3/8" thick, black.
- Stiff to prevent waving.
- Great for dump trucks and off-road use.
- Sold in sets of 2.
- High tensile strength molded rubber with nylon mesh reinforcement.

Order No.	Description	SHOUP Savings Price
SH35277	Mud Flaps	54.95 pr.

Gloves



Brown Jersey - 3 pack
Medium weight poly/cotton blend, knit wrist.
40530 Large 4.95 pkg.



Leather Palm
Cowhide, rubberized cuff, elastic back.
40560 Large 7.95 pr.



Drivers - Premium Leather
Unlined, abrasion resistant, hemmed cuff.
40556 Large 13.50 pr.
40558 X-Large 13.50 pr.

Chore - 3 pack

14 oz. poly/cotton flannel, knit wrist.
40520 Large 12.95 pkg.



Mechanics with Goatskin Palm/Fingers

Soft, pliable with excellent wear and abrasion resistance. Elastic wrist, adjustable closure.
40580 Large 20.50 pr.
40582 X-Large 20.50 pr.



Drivers - Thermal Lined

Cowhide, elastic back, open cuff.
40550 Large 15.95 pr.
40552 X-Large 15.95 pr.
40554 XX-Large 15.95 pr.



Standard Chore
14 oz. extra heavy cotton, knit wrist.
40524 Large 4.75 pr.



Assembly Grip - 3 pack
13 gauge seamless nylon, knit wrist.
40510 X-Large 8.25 pkg.



Welders
Fully lined, sewn with cut and heat resistant thread, reinforced thumb strap.
40570 Large 12.95 pr.

Heavy Weight Chore

18 oz. fleece-out cotton, knit wrist.
40526 Large 7.75 pr.
40528 X-Large 7.75 pr.



Disposable Nitrile

Box of 100 powdered, 9" long.
40540 Large, 3 mil. thick; blue. 14.95 box
40541 Large, 5 mil. thick; black. 24.95 box



Chemical resistant

Crinkled neoprene grip, 18" flannel lined.
40546 Large 18.95 pr.



Eye Protection

Riptide™

Anti-scratch and impact resistant polycarbonate lens. Lightweight with adjustable nylon temple.

40120 Clear anti-fog 5.75 ea.
40122 Indoor/Outdoor 5.75 ea.
40124 Silver mirrored 5.95 ea.



Law®

Anti-scratch and impact resistant polycarbonate lens. Over-the-glass lense with ratcheting temples adjust to most prescription eyewear.

40150 Clear anti-fog 10.95 ea.
40152 Gray 10.95 ea.



V30 Nemesis™

Anti-scratch and impact resistant polycarbonate lens. Soft touch temple for comfortable, extended wear.

40130 Clear anti-fog 11.25 ea.
40132 Smoke 11.25 ea.
40134 Indoor/Outdoor 11.25 ea.



N-Specs®

Soft PVC construction with polycarbonate lens. Clear anti-fog lens, elastic headband for secure fit.

40160 Particulate 8.50 ea.
40162 Liquid splash 9.25 ea.



Rubicon®

Anti-scratch and impact resistant polycarbonate lens. Frameless with gel nose piece for maximum comfort, spring hinge temples for secure fit.

40140 Clear anti-fog 18.95 ea.
40142 Gray 18.95 ea.
40148 Fire mirrored 20.95 ea.



N-Specs® Voyage™

Anti-fog and impact resistant polycarbonate lens. Adjustable headband, non-irritating latex rubber seal for secure fit.

Not designed for splash protection.
40164 Clear 13.95 ea.
40166 Indoor/Outdoor 9.95 ea.



Auto darkening welding helmet

3.5" x 1.5" viewing area. Lightweight, corrosion resistant, flame retardant. Clear vision prior to and during welding for efficiency and safety.

40410 99.95 ea.



Big window passive welding helmet

4.5" x 5.25" viewing area. Includes shade 10 filter plate and cover, lightweight, washable.

40412 103.95 ea.



Hearing Protection



AirSoft® Ear Plugs

Reusable ear plugs. 4 flange design for excellent NRR27 noise protection.

40220	Uncorded	2.99 pr.
40222	Corded	3.75 pr.



Soft Fit® Ear Plugs - 25 pack

Disposable foam ear plugs. Soft non-allergenic foam with smooth outer comfort surface. Each pair individually bagged.

40210	Uncorded	4.95 pkg.
40212	Corded	11.50 pkg.



Molded Hearing Protector

Lightweight plastic head band with soft foam pods to protect the ear. 40230 includes neck strap and 1 pr. of replacement pods.

40230	Hearing protector	14.75 ea.
40231	5 pair replacement pods	6.25 pkg.



3M Peltor™ X1A Ear Muffs

Lightweight design with twin headband for balance and comfort. NRR22 hearing protection with replaceable ear cushions.

40240	Ear Muffs	32.25 ea.
40241	Replacement cushions	29.50 pr.

Particulate Protection



3M 5000 Series Respirator

Recommended for protection from organic vapors, 95% efficient against solid or liquid particles.

40252	5000 series respirator less N95 prefilter and cover.	49.50 ea.
40253	N95 Prefilter - 10 pack	34.95 pkg.
40254	Prefilter cover	9.95 ea.



3M 5000 Series Kit

Respirator with N95 prefilter. Recommended for protection from organic vapors, 95% efficient against solid or liquid particles. Includes (2) 40253 prefilters and (2) 40254 prefilter covers.

40255	5000 series respirator kit	64.95 kit
--------------	----------------------------	-----------



3M 8200 Series - 20 pack

N95 particulate respirator, box of 20. Electrostatically charged microfibers for easier breathing. 2-strap design with dual point attachment for secure fit.

40250	8200 series N95 mask	27.50 pkg.
--------------	----------------------	------------



Knee Pads

1 pr. durable and lightweight with abrasion resistant ABS knee caps. 2 adjustable. Velcro straps provide a secure fit.

40414		24.95 pr.
--------------	--	-----------

First Aid

Weatherproof plastic case. Wall mountable with carrying handle.



40310	Wall mount 57 pc. First Aid Kit	25.95 ea.
	16 pc. 1" x 3" adhesive strips	10 pc. antiseptic wipes
	1 pc. large wound dressing	1 pc. 2" gauze bandage
	2 pc. fabric knuckle bandages	4 pc. latex exam gloves
	6 pc. first aid/burn cream packets	1 pr. scissors
	1 roll 1/2" x 15 ft. adhesive tape	1 pr. forceps
	1 pc. 40" triangular bandage	1 instruction sheet
	2 pc. fabric fingertip bandages	4 pc. 3" x 3" gauze pads
	6 pc. triple antibiotic packets	

40314	Wall mount 93 pc. First Aid Kit	29.95 ea.
	32 pc. plastic adhesive strips	1 pc. large wound pad
	2 pc. fabric fingertip bandages	1 roll 1/2" adhesive tape
	2 pc. fabric knuckle bandages	3 pc. sting relief wipes
	1 pc. triangular bandage	1 pc. instant cold pack
	5 pc. 3" x 3" gauze pads	4 pc. exam gloves
	6 pc. antiseptic towelettes	1 pr. scissors
	6 pc. triple antibiotic packets	1 pr. forceps
	6 pc. burn cream packets	1 pc. 4" gauze bandage
	20 pc. alcohol antiseptic wipes	

Mechanic Wipes

Powerful ingredients that clean tough dirt, grease, grime, oil and more. Certified non-toxic antibacterial wipes. Patented twist-locking cap prevents wires from drying out.

W1479	40 pk. Industrial Wipes	8.25 ea.
--------------	-------------------------	----------

Anti-slip Tape

Indoor or outdoor anti-slip grit tape. Adheres to clean, dry, oil-free surfaces including metal, primed concrete or wood.

40432	2" x 60 ft.	28.95 roll
40434	4" x 60 ft.	58.95 roll
40436	6" x 60 ft.	84.95 roll



ToolBox® Brand Blue Shop Towels - Works like cloth, soft and absorbent. For medium to heavy-duty general purpose applications, stays strong when wet.

Order No.

ST600	Dispenser Box, 200 Blue towels, 10" x 12" sheets.	21.95 box
ST360	6 rolls, 55 Blue towels/roll. 11" x 9.4" sheets.	18.50 pkg.

Tow Chains, Hooks, Binders

SHOUP Savings Price

Size	Working Load Limits	
	Grade 43	Grade 70
1/4"	2600 lbs.	—
5/16"	3900 lbs.	4700 lbs.
3/8"	5400 lbs.	6600 lbs.
7/16"	7200 lbs.	—



Order No.	Description	SHOUP Savings Price
Tow - Binder Chain - Grade 70		
TC3542	5/16" x 20 ft. with grab hooks, plated.	66.75 ea.
TC3615	3/8" x 20 ft. with grab hooks, plated.	88.50 ea.

Chain Hooks

Chain Size	Grade	Order No.	Clevis-Grab		Clevis-Slip		Eye-Grab			
			Price Ea.	Order No.	Price Ea.	Order No.	Price Ea.	Order No.		
1/4"	43	TC3550	Clevis-Grab	4.85	TC3560	Clevis-Slip	5.85	TC3570	Eye-Grab	2.75
5/16"	43	TC3551	Clevis-Grab	5.95	TC3561	Clevis-Slip	7.25	TC3571	Eye-Grab	4.15
5/16"	70	TC7516	Clevis-Grab	9.75	—	—	—	—	—	—
3/8"	43	TC3552	Clevis-Grab	7.25	TC3562	Clevis-Slip	9.60	TC3572	Eye-Grab	6.10
3/8"	70	TC7038	Clevis-Grab	13.45	—	—	—	—	—	—
7/16"	43	TC3553	Clevis-Grab	11.95	—	—	—	—	—	—



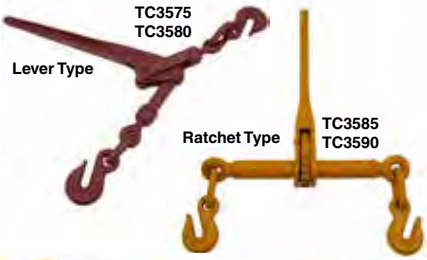
Clevis-Grab



Clevis-Slip



Eye-Grab



Load Binders

Order No.	Type	Use With Gr. 70 Chain Size	Lever Length	Take Up	Working Load Limit	Price Ea.
TC3575	Lever	5/16"	16"	4-3/4"	5400 lbs.	32.95 ea.
TC3580	Lever	3/8"	18-1/2"	5-1/8"	9200 lbs.	48.50 ea.
TC3585	Ratchet	5/16"	14"	6-1/2"	7100 lbs.	49.95 ea.
TC3590	Ratchet	3/8"	14"	6-1/2"	9200 lbs.	53.95 ea.



Polyester Recovery Straps

Order No.	Width x Length	Description	Breaking Strength	Price Ea.
40462	2" x 30 ft.	Yellow, reinforced loops	20000 lbs.	53.95 ea.
40464	4" x 30 ft.	Yellow, reinforced loops	36000 lbs.	74.95 ea.
40466	6" x 30 ft.	Yellow, reinforced loops	54000 lbs.	110.95 ea.



Ratchet Straps Polyester construction resistant to cutting and abrasion.

Order No.	Width x Length	Hook Type	Working Load	Breaking Strength	Price Ea.
RS15010	1" x 16 ft.	S-Hook, poly coated	500 lbs.	1500 lbs.	11.69 ea.
RS15008	2" x 27 ft.	Flat Hook, steel	3300 lbs.	10000 lbs.	26.95 ea.
RS15009	2" x 27 ft.	J-Hook, steel	3300 lbs.	10000 lbs.	25.95 ea.



Rubber Tarp Straps

Natural rubber construction provides superior elasticity and holding power. Zinc plated S-Hooks. TSA24 and TSA36 with molded slots for working length adjustment.

Order No.	Description	Price Ea.
TS15	15" Tarp Strap	1.69 ea.
TS21	21" Tarp Strap	1.89 ea.
TS31	31" Tarp Strap	2.19 ea.
TSA24	24" Adjustable Tarp Strap	2.60 ea.
TSA36	36" Adjustable Tarp Strap	3.95 ea.

SMV Emblems



Universal triangular fluorescent design.

Order No.	Description	Price Ea.
SMV1	SMV Emblem with metal backing.	13.95 ea.
SMV2	SMV Emblem with plastic backing.	8.25 ea.
SMV3	SMV Emblem, 4 piece film decal.	5.95 ea.
SMV10	Retroreflective SMV Emblem with metal backing.	16.50 ea.
SMV20	Retroreflective SMV Emblem with plastic backing.	10.95 ea.
SMV30	Retroreflective SMV Emblem, 4 piece film decal.	10.25 ea.

Mounting Brackets

SMV101	Socket, with bolts, for use with SMV102.	2.90 ea.
SMV102	Blade, for use with SMV101.	3.49 ea.

3M™ Diamond Grade™ Reflective Tape

Reflective material consists of prismatic lenses that provide high brightness and a wide range of viewing angles. Pressure-sensitive adhesive with sealed edges to prevent fraying & peel back. 7 year service life.



Order No.	Color	Roll Length	Where Used	Price Ea.
3M™ Diamond Grade™				
SH38620	DOT Alternating Red (11"), White (7")	30 ft.	grain trucks/semi-trailers	39.95 roll
SH38610	Yellow	25 ft.	front/side of vehicle/implement	34.95 roll
SH38615	Red	25 ft.	rear of vehicle/implement	34.95 roll

Fluorescent Tape from SMV Technologies

SH38605	Orange	25 ft.	side of implement	16.95 roll
---------	--------	--------	-------------------	------------



Hitch Pins

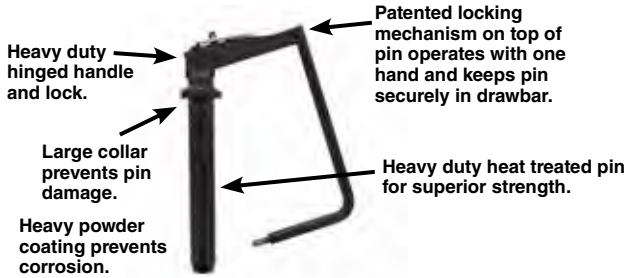
- Vinyl coated handle
- Includes presto pin
- Made in USA

Order No.	Diameter	Usable Length	SHOUP Savings Price	Order No.	Diameter	Usable Length	SHOUP Savings Price
1520A	5/8"	4"	5.50 ea.	1790A	1-1/8"	8-1/2"	14.50 ea.
1488A	5/8"	5-1/2"	5.60 ea.	1791A	1-1/4"	8-1/2"	20.95 ea.
1521A	3/4"	4"	6.75 ea.	1792A	1-1/2"	8-1/2"	25.90 ea.
1489A	3/4"	6-1/2"	6.95 ea.	1793A	1-3/4"	8-1/2"	56.95 ea.
1820A	7/8"	4"	7.75 ea.	1794A	1-3/4"	13"	77.50 ea.
1788A	7/8"	6-1/2"	8.65 ea.	1795A	2"	8-1/2"	68.25 ea.
1821A	1"	4-1/2"	9.20 ea.	1796A	2"	13"	85.50 ea.
1789A	1"	7-1/2"	10.50 ea.				



Presto Pins

Order No.	Wire Size	Length	Pin Diameter	Order No.	Wire Size	Length	Pin Diameter
996-55	5/64"	2-1/8"	5/16" - 1/2"	996-6	5/32"	2-7/8"	5/8" - 1"
996-5	3/32"	1-3/4"	3/8" - 5/8"	996-7	3/16"	3-3/4"	3/4" - 1-1/4"
996-9	1/8"	2-1/8"	1/2" - 7/8"	996-8	1/4"	3-15/16"	7/8" - 1-1/2"
				996	5/16"	4-1/16"	3/4" - 1-1/4"



Lockease™ Safety Hitch Pins

Order No.	Diameter	Usable Length	Order No.	Diameter	Usable Length
80160	3/4"	6"	80160	3/4"	6"
80170	7/8"	6"	80170	7/8"	6"
80180	1"	6"	80180	1"	6"
80190	1-1/8"	7"	80190	1-1/8"	7"
80200	1-1/4"	7"	80200	1-1/4"	7"
80210	1-1/2"	8"	80210	1-1/2"	8"

Hitch Saver UHMW Rings



6" diameter, available in 3/8" or 1/2" thick.
Extends drawbar life by reducing friction between implement and hitch.

Pin Diameter	3/8" Thick Order No.	Price	Pin Diameter	1/2" Thick Order No.	Price
1"	61010	5.95 ea.	1"	71010	8.95 ea.
1-1/4"	61012	5.95 ea.	1-1/4"	71012	8.95 ea.
1-1/2"	61015	5.95 ea.	1-1/2"	71015	8.95 ea.
1-3/4"	61017	5.95 ea.	1-3/4"	71017	8.95 ea.
2"	61020	5.95 ea.	2"	71020	8.95 ea.
2-1/4"	61022	5.95 ea.	2-1/4"	71022	8.95 ea.
2-1/2"	61025	5.95 ea.	2-1/2"	71025	8.95 ea.
2-3/4"	61027	5.95 ea.	2-3/4"	71027	8.95 ea.

Straight Clevis • Includes zinc plated pin.



Order No.	Body Dia.	Pin Dia.	Load Limit	Price
TC3630	3/4"	5/8"	12000	16.50 ea.
TC3631	7/8"	3/4"	16000	18.50 ea.
TC3632	15/16"	7/8"	20000	23.95 ea.
TC3633	1"	1"	25000	29.95 ea.

Twisted Clevis • Includes zinc plated pin.



Order No.	Body Dia.	Pin Dia.	Load Limit	Price
TC3830	3/4"	5/8"	12000	16.25 ea.
TC3831	7/8"	3/4"	16000	18.95 ea.
TC3832	15/16"	7/8"	20000	27.50 ea.
TC3833	1"	1"	25000	32.95 ea.



Linch Pins

Order No.	Cat.	Shaft Diameter	Thread Size	Usable Length	Overall Length	Price	Order No.	Pin Diameter	Price
1480	Cat. 1	7/8"	7/8"-14	1-3/4"	5-1/2"	3.95 ea.	2195	3/16"	.45 ea.
1888	Cat. 2	1-1/8"	1-1/8"-12	1-3/4"	6-1/4"	8.95 ea.	1746	1/4"	.55 ea.
1736	Cat. 3	1-7/16"	1-1/8"-12	1-7/8"	5-7/8"	14.95 ea.	1861	5/16"	.60 ea.
							1493	7/16"	.70 ea.
							1924	7/16"	.95 ea.



Quick Hitch Adapters

Order No.	Description	Price
2150	1-7/16" O.D.; 1-1/8" I.D.; 2-3/4" usable space.	21.95 pr.

Sold as pair.



Drawbar Hook

Order No.	Description	Price
TC3635	Fits drawbars up to 1-1/4" thick; chain sizes 5/16"-1/2".	17.75 ea.

Includes 3/4" diameter zinc plated pin.

Electrical Accessories

Order No.	Description	SHOUP Savings Price
-----------	-------------	---------------------



CK1690


CK1690	Fuse/Terminal Kit - 169 pieces in 3 compartment boxes	28.90 kit
ATC Fuses - (7) ea. - 5, 20, 25, 30 amp; (6) ea. - 10, 15 amp		
Glass Fuses - (10) ea. - 7, 10, 15, 20, 25, 30		
Terminals - (5) .250" male push-on 16-14 ga. (5) .250" female push-on 16-14 ga.		
(10) 10-32 ring 16-14 ga.	(10) connector 22-16 ga.	(3) 10-32 spade 22-16 ga.
(10) 8-32 ring 22-16 ga.	(10) connector 16-14 ga.	(3) 10-32 spade 16-14 ga.
(5) 1/4" ring 12-10 ga.	(5) connector 12-10 ga.	(3) 10-32 spade 12-10 ga.



TK3600

TK1750

TK3600	Terminal assortment Kit - 360 pieces	48.95 kit
(30) 10-32 ring 16-14 ga.	(20) 10-32 ring 12-10 ga.	(30) connector 22-18 ga.
(20) 1/4" ring 16-14 ga.	(15) 1/4" ring 12-10 ga.	(30) connector 16-14 ga.
(20) 3/8" ring 16-14 ga.	(15) 3/8" ring 12-10 ga.	(15) connector 12-10 ga.
(30) 10-32 spade 16-14 ga.	(20) 10-32 spade 12-10 ga.	(10) quick splice 18-14 ga.
(10) .157" male bullet 16-14 ga.	(25) .157" female bullet 16-14 ga.	
(25) .250" male push-on 16-14 ga.	(25) .250" female push-on 16-14 ga.	
(10) .250" male push-on 16-14 ga. insulated	(10) .250" female push-on 16-14 ga. insulated	



W5370

TK1100

Mini

Maxi

Standard

TK1750	Terminal assortment Kit - 175 pieces	23.95 kit
(15) connector 22-18 ga.	(10) 10-32 spade 22-18 ga.	(10) 10-32 ring 22-18 ga.
(15) connector 16-14 ga.	(5) 10-32 spade 16-14 ga.	(15) 10-32 ring 16-14 ga.
(10) connector 12-10 ga.	(5) 10-32 spade 12-10 ga.	(5) 10-32 ring 12-10 ga.
(15) closed end connector 16-14 ga.	(10) .250" male push-on 22-18 ga.	
(10) closed end connector 12-10 ga.	(10) .250" female push-on 22-18 ga.	
(15) .250" male push-on 16-14 ga.	(10) 6-32 spade 16-14 ga.	
(15) .250" female push-on 16-14 ga.		

TK1100	Wire Nut Kit - 110 pieces for wire sizes 22 to 10 gauge.	13.95 kit
(45) gray	(30) blue	(19) orange
	(10) yellow	(6) red



W5214

STK38

W5370	Fuse Kit - 33 pieces	9.95 kit
(4) 5 amp standard, orange	(4) 5 amp mini, orange	(1) 40 amp maxi, orange
(5) 10 amp standard, red	(5) 10 amp mini, red	(1) 50 amp maxi, red
(3) 20 amp standard, yellow	(3) 20 amp mini, yellow	(1) 60 amp maxi, blue
(3) 30 amp standard, green	(3) 30 amp mini, green	

STK38	PVC Shrink Tubing Kit - 38 pieces	22.95 kit
(8) 1/8" x 6"	(8) 3/16" x 6"	(8) 1/4" x 6"
(6) 3/8" x 6"	(4) 1/2" x 6"	(4) 3/4" x 6"

W5214	Rubber Grommet Assortment - 125 pieces	9.95 kit		
Ring Style -	(15) 1/8" x 9/32"	(10) 3/16" x 5/16"	(7) 1/4" x 1/2"	(3) 5/16" x 17/32"
	(6) 3/8" x 1/2"	(5) 3/8" x 9/16"	(3) 3/8" x 3/4"	(3) 7/16" x 3/4"
	(4) 1/2" x 21/32"	(3) 5/8" x 1"	(2) 3/4" x 5/16"	
Solid Style -	(20) 5/16"	(20) 3/8"	(10) 1/2"	(5) 5/8"
	(4) 3/4"	(3) 7/8"	(2) 1"	



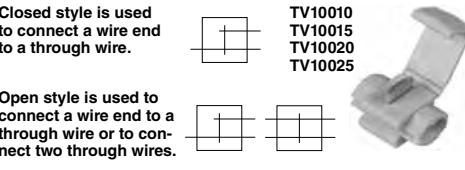
SH02290

TW4005

SH35371

SH02295

TW4000	1/4" I.D. plastic wire cover, 25 ft.	7.95 roll
TW4005	3/8" I.D. plastic wire cover, 25 ft.	8.95 roll
TW4010	1/2" I.D. plastic wire cover, 25 ft.	9.95 roll
SH35371	Wire bundle clamp. .485" diameter. Adhesive base .75" x 1.28"; pkg. of 10.	4.19 pkg.
ET1700	Electrical tape. 3/4" x 60 ft. Black. ET1700	1.09 roll
SH02290	Crimping Tool. For open barrel, closed barrel and flag terminals.	85.95 ea.
SH02295	Wire Stripper/Cutter for 16-26 AWG.	27.50 ea.




Closed style is used to connect a wire end to a through wire.

Open style is used to connect a wire end to a through wire or to connect two through wires.

TV10010
TV10015
TV10020
TV10025

Quick Splicers in 100 pc. package -		
Make mid-span connections without stripping insulation.		
TV10010	22-18 gauge red. Closed style.	11.95 pkg.
TV10015	18-14 gauge white. Open style.	11.95 pkg.
TV10020	18-14 gauge blue. Closed style.	11.95 pkg.
TV10025	12-10 gauge yellow. Closed style.	14.95 pkg.

Metal Trailer Connectors



TC8325 Female

TC8320 male

Order No.	Contacts	Type	Used on	Price
TC8310	6 round	male	trailer	9.75 ea.
TC8315	6 round	female	vehicle	13.75 ea.
TC8320	7 round	male	trailer	15.95 ea.
TC8325	7 round	female	vehicle	17.70 ea.
TC8328	Rubber boot for back of TC8325.			6.95 ea.
TC8330	7 flat	male	trailer	11.50 ea.
TC8335	7 flat	female	vehicle	12.50 ea.

Electrical Accessories (cont.)

Primary Wire is a stranded copper wire insulated with a tough PVC coating.



Order No.	Wire Gauge	Color	SHOUP Savings Price
Primary Wire — 100 ft. rolls			
TW41610	16	red	20.75 roll
TW41620	16	blue	20.75 roll
TW41630	16	green	20.75 roll
TW41640	16	yellow	20.75 roll
TW41650	16	black	20.75 roll
TW41660	16	brown	20.75 roll
TW41670	16	white	20.75 roll
TW41410	14	red	27.95 roll
TW41420	14	blue	27.95 roll
TW41430	14	green	27.95 roll
TW41440	14	yellow	27.95 roll
TW41450	14	black	27.95 roll
TW41460	14	brown	27.95 roll
TW41470	14	white	27.95 roll
TW41210	12	red	40.50 roll
TW41220	12	blue	40.50 roll
TW41230	12	green	40.50 roll
TW41240	12	yellow	40.50 roll
TW41250	12	black	40.50 roll
TW41260	12	brown	40.50 roll
TW41270	12	white	40.50 roll



LED Portable Work Light

- 1000 lumens.
- 4 modes: hi and lo beam, S.O.S. pattern, flashing amber.
- Rechargeable lithium battery provides up to 4 hours run time.


3.25" x 3.25" Light
8" Overall Height
Magnetic Base

Order No. TK9100 92.25 ea.

Grain Auger Moving Hitch

- Easily move auger into place using a skid steer or fork lift with a 2" trailer ball attached to the end of the forks.
- Quickly installs on most 8" or 10" augers using heavy duty clamps.
- Use only at low speed and short distance moving to help position under load out auger.

*Do not use for road travel. Not for use with augers with built-in hoppers.



Order No.	Fits Auger Diameter	Price
44824	8"	250.00 ea.
44825	10"	250.00 ea.



Trailer cable with heavy black rubber round outer coating and color coded wires.



Order No.	Description	SHOUP Savings Price
Trailer cable — 100 ft. rolls or by the foot.		
TC8400	4 wire - 14 gauge	132.95 roll
TC8405	4 wire - 14 gauge	2.15 ft.
TC8410	6 wire - 14 gauge	199.95 roll
TC8415	6 wire - 14 gauge	3.20 ft.
TC8420	7 wire - 12 gauge	335.95 roll
TC8425	7 wire - 12 gauge	4.75 ft.

Flat Primary wire — 100 ft. rolls

TC8200	2 wire - 16 gauge	56.75 roll
TC8210	3 wire - 16 gauge	78.50 roll
TC8220	4 wire - 16 gauge	86.50 roll

Rubber molded flat connectors — with 16 gauge wire leads. Includes male & female ends

TC8100	2 wire	2.99 ea.
TC8105	3 wire	5.50 ea.
TC8110	4 wire	4.95 ea.



3M Cable Ties

- Black - UV Stabilized
- High strength.
- Packages of 100 pcs.



Order No.	Overall Length	Tensile Strength	Price
CT30R	6"	30 lbs.	7.95 pkg.
CT50R	8"	50 lbs.	10.95 pkg.
CT50L	15-1/2"	50 lbs.	28.95 pkg.
CT120R	15-1/2"	120 lbs.	44.95 pkg.



CT486 Cable Tie Gun 24.95 ea.

Cable Tie Gun

- Adjustable tension to 50 lbs.
- Cuts nylon tie when preset tension is reached.
- Fits standard tie widths .094" to .188".

18028



Contact Cleaner Kits

18026	4/5 Pin	39.95 ea.
18028	7-way Spade	55.95 ea.
18029	7-pin Round	77.95 ea.

Quickly test, clean and repair truck/trailer connectors.

Kits include:

- Tester
- Pin/Spade Cleaning Tool
- Socket Cleaning Tool
- DeoxIT Contact Cleaner

Booster Cables



Order No.	Gauge	Cable Length	Max. Amps	Price
BC4160	4	16 ft.	600	134.95 set
BC2200	2	20 ft.	600	199.95 set

Grain Auger Jack

- Allows one person to move an auger from bin to bin.
- The caster-type flotation wheel rotates a full 360°, use the handle to steer the auger into position.
- Swings upward and locks in position for transport and storage.



Order No.	Fits Auger Diameter	Price
SH9640	6"	595.00 ea.
SH9641	8"	595.00 ea.
SH9642	10"	595.00 ea.
SH9643	12"	595.00 ea.

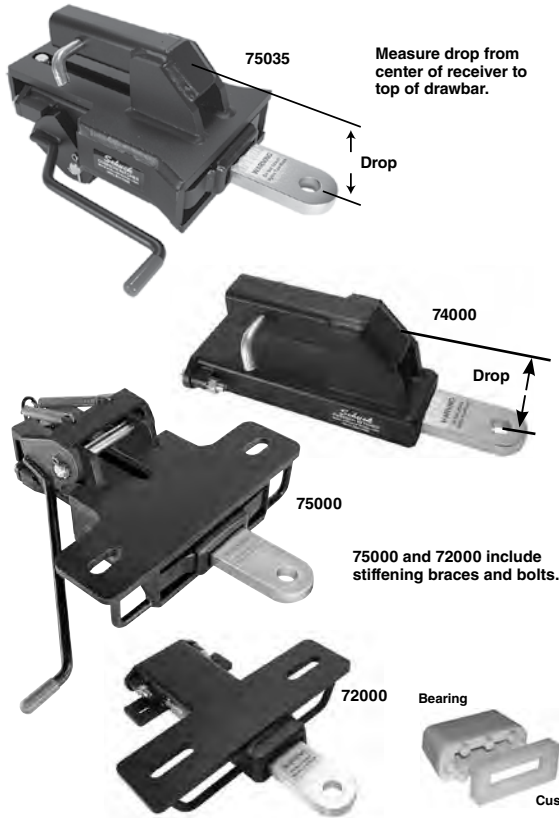
15" lift travel
18.5" x 8" pneumatic tire

Schuck Cushion Hitches for Full Size Pickup Trucks

Hitch specifications: 1,000 lbs. tongue weight; 40,000 lbs. pulling capacity; 1" drawbar pin hole.

Check vehicle owner's manual for towing specifications. Do not exceed the maximum towing load specification of vehicle or hitch.

Schuck hitches contain injection molded urethane cushions to absorb end thrust shock and high density polyethane bearings to increase tongue loads. No metal to metal internal contact translates into a smoother and quieter ride. Swivel drawbar telescopes 7" beyond the tow position and swivels 60° (12" left to right) laterally for fast, easy hookup.



Order No.	Description	SHOUP Savings Price
Receiver Hitch with Pullout Swivel Drawbar		
75035	3-1/2" hitch drop; for 2" receiver.	995.00 ea.
75055	5-1/2" hitch drop; for 2" receiver.	995.00 ea.
Tongue height should be 16" to 18" above the ground. Measure from center of receiver tube to ground and subtract hitch drop to determine tongue height on your truck.		
75040	3-3/4" hitch drop; for 2-1/2" receiver.	1049.00 ea.
Receiver Hitch with Stationary Drawbar		
74000	4" hitch drop; for 2" receiver.	599.00 ea.
Tongue height should be 16" to 18" above the ground. Measure from center of receiver tube to ground and subtract hitch drop to determine tongue height on your truck.		
74005	3-3/4" hitch drop; for 2-1/2" receiver.	649.00 ea.
Bolt-on Hitch with Pullout Swivel Drawbar		
Requires 12" clearance from center of bumper mounting holes to spare tire or fuel tank.		
75000	General purpose mount with holes to accommodate 10-1/2" to 12" bolt pattern.	995.00 ea.
Bolt-on Hitch with Stationary Drawbar		
Requires 9" clearance from center of bumper mounting holes to spare tire or fuel tank.		
72000	General purpose mount with holes to accommodate 8" to 12" bolt pattern.	599.00 ea.
70073	Rebuild kit for Schuck Series 700 hitches. Includes 5 polyethylene bearings and 4 urethane cushions.	133.95 kit

Hitch Accessories



Order No.	Description	Price
91020	Reversible Ball Mount for 2" receiver. 2" drop. 1" ball hole. 6000 lb. capacity; 600 lb. max. tongue weight.	22.25 ea.
91021	Reversible Ball Mount for 2" receiver. 3" drop. 1" ball hole. 6000 lb. capacity; 600 lb. max. tongue weight.	24.95 ea.
91025	Reversible Ball Mount for 2-1/2" receiver. 2" drop. 1-1/4" ball hole. 15000 lb. capacity; 1500 lb. max. tongue weight.	45.95 ea.
91018	Reducer Bushing, use with 91025 to reduce 1-1/4" ball hole to 1". Zinc plated.	2.19 ea.
91000	Pintle Hook for 2" receiver. 10000 lb. hook capacity; 2000 lb. max. tongue weight.	86.95 ea.
91010	Triple Ball Mount for 2" receiver. Max. tow weight: 1-7/8" ball, 3500 lb.; 2" ball, 6000 lb.; 2-5/16" ball, 10000 lb.	75.50 ea.
91030	Receiver Pin, 5/8" dia., with presto pin.	2.75 ea.
996-6	Presto Pin for 91030.	.27 ea.
91040	Ball, 1-7/8" dia., chrome plate. 1" shank dia.; 2-1/8" shank length. 5000 lb. towing capacity.	9.50 ea.
91041	Ball, 2" dia., chrome plate. 1" shank dia.; 2-1/8" shank length. 6000 lb. towing capacity.	9.75 ea.
91042	Ball, 2-5/16" dia., chrome plate. 1" shank dia.; 2-1/8" shank length. 6000 lb. towing capacity.	13.95 ea.
91019	Receiver Reducer. Reduce Class 5 tube from 2-1/2" ID to 2" ID.	22.95 ea.

High Performance Horsepower Modules

3 Year Warranty
to original purchaser

Designed for reliability and durability.
Simple installation - no tools needed.
Weatherproof boxes for all conditions.

Not registered for use in California.



Order No.	Settings/Engine/Applications	SHOUP Savings Price
CASE-IH - NEW HOLLAND - MCCORMICK - VERTATILE		
P3155	Stock, 15%, 30%. 6.7L, 8.3L, 9.0L Cummins with Bosch common rail.	595.00 ea.
	Case-IH Tractors: Magnum 215, 245, 275, 305, 335; MX215, MX245, MX275, MX305; Steiger/STX 280, 330, 335.	
	Case-IH Combines: 2377, 2388 s/n 295001 & up; 2577, 2588, 5088, 6088, 7088.	
	Case-IH Cotton Pickers: 625, CPX420, CPX620.	
	New Holland Tractors: TG215, TG245, TG275, TG305, TJ280, TJ330, T8010, T8020, T8030, T8040, T8050, T9020.	
	Versatile Tractors: 250, 280, 305.	
P3105	Stock, 15%, 30%. 8.7L Tier IV Iveco.	1995.00 ea.
	Case-IH Tractors: Magnum 235, 260, 290, 315, 340, 370; Steiger 350.	
	Case-IH Combines: 6130, 7130, 7230.	
	New Holland Tractors: T8.275, T8.300, T8.330, T8.360, T8.390, T8.420, T9.390.	
	New Holland Combines: CR6090, CR7090, CX8070, CX8080.	
P5220	Stock, 15%, 30%. 8.7L Tier IV B Iveco/FPT.	1995.00 ea.
	Case-IH Tractors: Magnum 250, 280, 310, 340, 380; Steiger 370.	
	Case-IH Combines: 6140, 7140.	
	New Holland Tractors: T8.320, T8.350, T8.380, T8.410, T8.435, T9.435.	
	New Holland Combines: CR6.90, CR7.90.	
P5180	Stock, 15%, 30%. 8.3L, 9.0L Cummins with CAPS pump.	995.00 ea.
	Case-IH Tractors: MX240, MX255, MX270, MX285, STX275, STX325.	
	New Holland Tractors: TG255, TG285, TJ275, TJ325.	
	McCormick Tractors: ZTX230, ZTX260, ZTX280.	
P3200	Stock, 15%, 30%. 6.7L Tier IV Iveco/FPT Tier IV with Bosch common rail.	1995.00 ea.
	Case-IH Tractors: Puma 160, 170, 185, 200, 215, 230; Magnum 180, 190, 210, 225.	
	Case-IH Combines: 5130.	
	New Holland Tractors: T6.155, T6.165, T6.175, T6.180, T7.170, T7.185, T7.200, T7.210, T7.220, T7.235, T7.250, T7.260, T7.270.	
P5210	Stock, 15%, 30%. 6.7L Iveco/FPT IV Final with Bosch common rail.	1995.00 ea.
	Case-IH Tractors: Puma 150, 165, 185, 200, 220, 240; Magnum 180, 200, 220, 240; Optum 270 CVT, 300 CVT.	
	Case-IH Combines: 5140.	
	New Holland Tractors: T6.180, T7.175, T7.190, T7.210, T7.230, T7.245, T7.260, T7.270.	
P3160	Stock, 15%, 30%. 4.5L, 6.7L Cummins with Bosch common rail.	595.00 ea.
	Case-IH Tractors: Maxxum 110 Pro, 120 Pro, 125 Pro, 130 Pro, 140 Pro; Puma 115, 125, 140, 155, 165, 180, 195, 210.	
	Case-IH Windrowers: WD1903, WD2303.	
	New Holland Tractors: H8080, T7030, T7040, T7050, T7060, T7070; Elite Series T6020 thru T6080.	
	McCormick Tractors: MTX120, MTX135, MTX145, MTX150, TTX190, TTX210, TTX230, XTX145, XTX165, XTX185, XTX200, XTX215.	
	Versatile Tractors: 190, 220.	

Order No.	Settings/Engine/Applications	SHOUP Savings Price
CASE-IH - NEW HOLLAND (cont.)		
P3175	Stock, 15%, 30%. 15.0L QSX Cummins.	895.00 ea.
	Case-IH Tractors: Steiger/STX 375, 425, 440, 450, 480, 500, 530, 535.	
	New Holland Tractors: T9060, TJ375, TJ425, TJ440, TJ450, TJ480, TJ500, TJ530.	
	Versatile Tractors: HHT435, HHT485, HHT535.	
P3120	Stock, 15%, 30%. 7.5L with Bosch VP30 or VP44 pump.	995.00 ea.
	Case-IH Tractors: MXM175, MXM190.	
	New Holland Tractors: TM175, TM190.	
P3180	Stock, 15%, 30%. 10.3L, 12.9L Iveco.	1995.00 ea.
	Case-IH Tractors: Steiger/STX 380, 385, 400, 430, 435, 450, 485, 500 (2013 & prior).	
	Case-IH Combines: AFX8010 with Tier III only; 8120, 8230, 9120, 9230.	
	New Holland Tractors: T9030, T9040, T9050, TJ380, TJ430, T9.450, T9.505, T9.560.	
	New Holland Combines: CR8080, CR8090, CR9065, CR9070, CR9080.	
	New Holland Forage Harvesters: FR600, FR9040, FR9050, FR9060.	
P3185	Stock, 15%, 30%. 9.0L Tier III Iveco.	1995.00 ea.
	Case-IH Combines: 7010, 7120.	
	New Holland Combines: CR9040, CR9060.	
P5010	Stock, 15%, 30%. 11.1L, 12.9L, 15.9L Tier IV B Iveco/FPT.	1995.00 ea.
	Case-IH Tractors: Steiger/STX 420, 470; 500 (2014 & after), 540, 580, 620.	
	Case-IH Combines: 7240, 8240, 9240.	
	New Holland Tractors: T9.480, T9.530, T9.565, T9.600, T9.645, T9.700.	
	New Holland Combines: CR8.90, CR9.90, CR10.90.	
JOHN DEERE		
P1550	Stock, 15%, 25%, 35%. 7.6L, 8.1L with Bosch electronic fuel pump. 7.6L models idle higher with P1550.	525.00 ea.
	Tractors: 8100, 8100T, 8110, 8110T, 8200, 8200T, 8210, 8210T, 8300, 8300T, 8310, 8310T, 8400, 8400T, 8410, 8410T, 9100.	
	Combines: 9450, 9500, 9510, 9550, 9600, 9610, 9650, 9650STS, 9750STS, CTS, CTSII.	
	Cotton Pickers: 9986.	
P5140	Stock, 15%, 30%. 4.5L, 6.8L, 8.1L, 9.0L with Nippondenso common rail.	595.00 ea.
	Tractors: 6115D, 6120, 6130D, 6140D, 6220, 6230, 6320, 6330, 6420, 6430, 6520, 7130, 7220, 7230, 7320, 7330, 7420; 7430 Premium; 7520 (03-07); 7530 Premium, 7630, 7720, 7730; 7710, 7810 s/n 90000 & up; 7820, 7830, 7920, 7930, 8120, 8120T, 8130, 8220, 8220T, 8230, 8230T, 8320, 8320T, 8330, 8330T, 8420, 8420T; 8430 (06-09); 8430T, 8520, 8520T, 8530, 9120, 9230.	
	Combines: 9550, 9560, 9560STS, 9570STS, 9650, 9650CTS, 9650STS, 9660, 9660CTS, 9660STS, 9670STS, 9750STS, 9760STS, 9770STS.	
	Cotton Pickers: 7460, 7660, 9970, 9996.	
	Forage Harvesters: 7250.	
	Sprayer: 4630, 4720, 4730, 4830, 4920, 4930.	
P5145	Stock, 15%, 30%. 9.0L Tier III.	1995.00 ea.
	Tractors: 8130, 8225R, 8230, 8230T, 8245R, 8270R, 8295R, 8295RT, 8320R, 8320RT, 8330, 8330T, 8345R, 8345RT; 8430 (06-09); 8430T, 8530, 9230.	
	Combines: 9660STS, 9670STS, 9760STS, 9770STS.	
	Forage Harvesters: 7250.	

Horsepower Modules (Cont.)

Order No.	Settings/Engine/Applications	SHOUP Savings Price	Order No.	Settings/Engine/Applications	SHOUP Savings Price
JOHN DEERE (continued)					
P5170	Stock, 15%, 30%. 9.0L Tier IV and Final Tier IV.	1995.00 ea.	P5150	Stock, 15%, 25%, 35%. 10.1L with Bosch "P" electronic fuel pump.	525.00 ea.
Tractors: 7230R, 7260R, 7280R, 7290R, 8235R, 8245R, 8260R, 8270R, 8285R, 8295R, 8310R, 8310RT, 8320R, 8320RT, 8335R, 8335RT, 8345R, 8345RT, 8360R, 8360RT, 8370R, 8370RT, 9360R, 9370R. Combines: S650, S660, S670, S760, S770. Forage Choppers: 8100, 8200. Sprayers: 4940, R4038, R4045.			Tractors: 8760, 8770, 8870. Tractors: 9R390, 9R440, 9RT470, 9R490, 9RX490, 9RT520, 9R540, 9RX540, 9RT570, 9RX590, 9RX640. Combines: X9 1000, X9 1100.		
P5170	Stock, 15% 30%. 9.0L	1995.00 ea.	P9050	Stock, 15%, 30%. 13.6L.	2295.00 ea.
Tractors: 8R230, 8R250, 8R280, 8R310, 8RT310, 8RX310, 8R340, 8RT340, 8RX340, 8R370, 8RT370, 8RX370, 8R410, 8RT410, 8RX410 to s/n 200000.			Tractors: 9R390, 9R440, 9RT470, 9R490, 9RX490, 9RT520, 9R540, 9RX540, 9RT570, 9RX590, 9RX640. Combines: X9 1000, X9 1100.		
P2905	Stock, 15% 30%. 9.0L	2295.00 ea.	P9015	Stock, 15%, 30%. 15L Cummins Final Tier IV.	1995.00 ea.
Tractors: 8R230, 8R250, 8R280, 8R310, 8RT310, 8RX310, 8R340, 8RT340, 8RX340, 8R370, 8RT370, 8RX370, 8R410, 8RT410, 8RX410 s/n 200001 & up.			Tractors: 9570R, 9570RT, 9570RX, 9620R, 9620RX. Tractors: 6140R, 6150M, 6150R, 6170M, 6170R, 6190R, 6210R, 6215R, 7200R, 7210R, 7215R, 7230R, 7250R, 7270R. Combines: S550. Sprayers: R4030, R4630.		
P5160	Stock, 15%, 30%. 13.5L Tier IV and Final Tier IV with electronic unit injector system.	2295.00 ea.	P4010	Stock, 15%, 30%. 10.5L, 12.5L with electronic unit injector system.	1995.00 ea.
Tractors: 9410R, 9420R, 9460R, 9460RT, 9470R, 9470RT, 9510R, 9510RT, 9520R, 9520RT, 9520RX, 9560R, 9560RT. Combines: S680, S690, S780, S790. Forage Choppers: 7480, 7580, 7780, 8400, 8500, 8600. Cotton Pickers: 7760, CP690. Cotton Strippers: CS690.			Tractors: 9200, 9220, 9300, 9300T, 9320, 9320T, 9400, 9400T, 9420, 9420T, 9520, 9520T, 9620, 9620T. Combines: 9860STS. Forage Choppers: 6850. P3190 Stock, 15%, 30%. 13.5L. 1995.00 ea. Tractors: 9330, 9430, 9430T, 9530, 9530T, 9630, 9630T. Combines: 9870STS. Cotton Pickers: 7760. Forage Harvesters: 7350, 7450, 7550, 7750.		



High Density Polyethylene Material

Available in 20 foot rolls in Black or White material; 3/32" or 1/8" thick.
 Use for Feed Bunk Liners, Grain Chutes, Truck Bed Liners, Manure Spreaders, Wall Panels and more.
 Protects surfaces and reduces friction.

3/32" Thick

Order No.	Color	Thickness	Width	
20 Foot Rolls				
99020	Black	3/32"	48"	128.00 roll
29020	White	3/32"	48"	134.00 roll

1/8" Thick

Order No.	Color	Thickness	Width	
20 Foot Rolls				
91820	Black	1/8"	48"	139.00 roll
21820	White	1/8"	48"	162.00 roll

CHIEF

TC3 Series - 3000 P.S.I. Tie Rod Cylinders



- Heavy duty double acting cylinders 3000 PSI tie rod cylinders.
- SAE 3/4"-16 o-ring ports.
- Hallite 755 double acting piston seal for extended wear.
- 1" cylinder pins on both ends.
- Hardened chrome plated piston rod.
- Twin lip rod seal and D-style rod wiper.



Order No.	Inside Bore	Stroke	Retracted Pin to Pin	Rod Dia.	SHOUP Savings Price
211303	2"	8"	20-1/4"	1-1/8"	169.95 ea.
211323	2-1/2"	8"	20-1/4"	1-1/8"	178.75 ea.
211348	3"	8"	20-1/4"	1-1/4"	189.95 ea.
211352	3"	16"	26-1/4"	1-1/2"	234.50 ea.
211373	3-1/2"	8"	20-1/4"	1-1/2"	269.00 ea.
211378	3-1/2"	16"	31-1/2"	1-1/2"	312.50 ea.
211397	4"	8"	20-1/4"	1-1/2"	295.95 ea.
211400	4"	16"	26-1/4"	2"	365.00 ea.
211405	4"	24"	34-1/4"	2"	558.95 ea.

Adapters

310005	3/4"-16 o-ring male to 1/2" pipe female.	4.90 ea.
310010	3/4"-16 o-ring male to 7/8"-14 o-ring female.	5.60 ea.

Bushing. Install in 1-1/4" hole to accommodate 1" cyl. pin.

210400	1-1/4" O.D., 1" I.D., 7/8" long. Spring steel.	14.95 ea.
--------	--	-----------

Breather Plug converts double acting cylinders to single acting

270010	3/4"-16 o-ring thread breather.	46.95 ea.
--------	---------------------------------	-----------

Pioneer & Faster® Replacement Hydraulic Tips and Adapters

8010-4
8010-15
8010-16



5060-4
5060-15



5070-4



5090-4



Order No.	Thread Size	SHOUP Savings Price
-----------	-------------	---------------------

ISO Male Tip — Fits all late model tractors

8010-4	1/2" Pipe	8.25 ea.
8010-15	3/4"-16 O-Ring	10.95 ea.
8010-16	7/8"-14 O-Ring	13.95 ea.

John Deere "Old Style" Male Tip

5060-4	1/2" Pipe	14.75 ea.
5060-15	3/4"-16 O-Ring	15.75 ea.

International Harvester Male Tip

5070-4	1/2" Pipe	23.75 ea.
--------	-----------	-----------

Ford Male Tip

5090-4	1/2" Pipe	10.95 ea.
--------	-----------	-----------

Adapt John Deere "Old Style" male tip to JD 50 Series (& newer) and late model Case-IH Tractors.

Fits ISO including JD 50 Series and late model Case-IH.



Accepts "Old Style" JD Male Tips 5060-4 or 5060-15.

4065-4L	Quick Disconnect Adapter	52.25 ea.
---------	--------------------------	-----------

Body Clamp

A Safeway Product



5006-4	Fits I.S.O. Standard Coupler (4250-4)	19.90 ea.
--------	---------------------------------------	-----------

Rubber Dust Cap for 8010, 5060, 5090 series and ECT105 tips

A Faster® Inc. Product



52095	Yellow Dust Cap for Male ISO Tips	2.25 ea.
-------	-----------------------------------	----------

Pioneer Lever Coupler Breakaway Kit

Permits connection even when the tractor and implement lines are both pressurized. Valves close automatically in case of breakaway. Spring-loaded dust covers keep couplers clean. Accepts ISO Male tips.



1/2" Pipe

Order No.	SHOUP Savings Price
9500-4	259.95 ea.



4250-4



4056-4

Order No.	Thread Size	SHOUP Savings Price
-----------	-------------	---------------------

Coupler Body for ISO Male Tips 8010-4, 8010-15, 8010-16

4250-4	1/2" Pipe	18.95 ea.
--------	-----------	-----------

Coupler Body for JD "Old Style" Male Tips 5060-4, 5060-15

4056-4	1/2" Pipe	39.95 ea.
--------	-----------	-----------

Adapt John Deere "Old Style" male tip to International Harvester Tractors.

International Harvester Tractors.



Accepts "Old Style" JD Male Tips 5060-4 or 5060-15.

4067-4	Quick Disconnect Adapter	39.95 ea.
--------	--------------------------	-----------

Adapt Standard ISO including JD 50 Series (& newer) and late model Case-IH male tip to early JD Tractors.

"Old Style" JD Male Tip.



Accepts ISO including JD 50 Series and late model Case-IH.

4060-4	Quick Disconnect Adapter	35.95 ea.
--------	--------------------------	-----------

Adapt Standard ISO including JD 50 Series (& newer) and late model Case-IH male tip to IH Tractors.

International Harvester Tractors.



Accepts ISO including JD 50 Series & late model Case-IH

4070-4	Quick Disconnect Adapter	39.95 ea.
--------	--------------------------	-----------

Rubber Dust Plug

A Faster® Inc. Product



44005	Blue Rubber Dust Plug for Female ISO Couplers	2.25 ea.
-------	---	----------

"EasyConnect" Male Tip

Eliminate the oily mess created when trying to couple hydraulic hoses under pressure.

Use in any standard ISO application.



When coupling, the pin in the nipple of the male tip pushes against the nipple of the female coupler until the coupler opens completely. As you keep pushing, a pressure relief valve is opened. The pressure on the male side is released and oil flows past the pin into the female coupler.

Order No.	Tip Style	Thread	SHOUP Savings Price
ECT105	ISO	3/4"-16 o-ring	6.95 ea.



310005	Adapter, 3/4"-16 o-ring male to 1/2" pipe female.	4.90 ea.
--------	---	----------



Hydra Grip

- Form fitting grip handle for easier hydraulic connection.
- Color coded, choose from 3 color combinations.
- Marked for right and left identification.
- Machined steel core. Available for 1/2" pipe or 3/4" o-ring thread.

Order No.	Color	Thread Size	SHOUP Savings Price
HG1001	Red - Black	1/2" pipe	26.95 pr.
HG1002	Red - Black	3/4" o-ring	26.95 pr.
HG1003	Green - Yellow	1/2" pipe	26.95 pr.
HG1004	Green - Yellow	3/4" o-ring	26.95 pr.
HG1005	Blue - Gray	1/2" pipe	26.95 pr.
HG1006	Blue - Gray	3/4" o-ring	26.95 pr.
HG1007	Purple - Tan	1/2" pipe	26.95 pr.
HG1008	Purple - Tan	3/4" o-ring	26.95 pr.



Hydraulic Multipliers



700-1510 and 700-1590 are designed to plug directly into the remote outlets on your tractor.

700-1510 Remote Master

Fasse Hydraulic Multipliers allow you to control multiple hydraulic circuits from a single tractor lever. Handle flows at up to 20 gpm and at pressures up to 3000 psi. 12 volt bi-polar coils on all valves allow use with either positive or negative ground electrical systems. Use on any open, closed or PFC hydraulic system. Operate either single acting or double acting cylinders.

Available in these popular models:

Remote Master (700-1510 or 700-1590) — plugs directly into your existing hydraulic outlets. Includes 2-circuit selector valve, toggle switch box with mounting bracket, 12 ft. wiring harness, 6 ft. power wire with fuse kit, quick couplers and tips, colored dust plugs and caps.

EconoMaster (700-1002) — for mounting on tractor or implement. Includes 2-circuit selector valve, toggle switch box with mounting bracket, 12 ft. wiring harness, 6 ft. power wires with fuse kit. All ports are 3/4"-16 o-ring thread. (Does not include couplers, tips, plugs or caps).

700-1513 and 700-1003 are designed for remote mounting on tractor or implement. All ports on block are 3/4"-16" o-ring thread. (Does not plug directly into tractor remote outlets. Hoses not included.)



700-1003 EconoMaster 3

Remote StackMaster 3 (700-1513) — for mounting on tractor or implement. Includes 3-circuit selector valve, toggle switch box with mounting bracket, 12 ft. wiring harness, 6 ft. power wires with fuse kit, quick couplers and adapters, colored dust plugs and caps.

EconoMaster 3 (700-1003) — for mounting on tractor or implement. Includes 3-circuit selector valve, toggle switch box with mounting bracket, 12 ft. wiring harness, 6 ft. power wires with fuse kit. (Does not include couplers, adapters, plugs or caps).

Order No.	Description	Male Tip Style	Female Quick Coupler Style	SHOUP Savings Price
700-1510	Remote Master	ISO	ISO	575.00 ea.
700-1590	Remote Master	"old style" JD	"old style" JD	599.00 ea.
700-1002	EconoMaster	—	—	425.00 ea.
700-1513	Remote StackMaster 3	—	ISO	885.00 ea.
700-1003	EconoMaster 3	—	—	585.00 ea.

HYDRA-COVERS Protect your hydraulic system with automatic closing covers.

Automatic spring loaded closing covers give you a tight seal around the ports as soon as hoses are removed. Each Hydra-Cover set protects 2 hose ports.

Order No.	Description	Price
DR300DC	Hydra-Cover. JD tractors 1969 and newer.	59.95 set

HYDRA-LEVERS Hook-up and unhook hydraulic couplers with ease.

Simply push and/or pull on the Hydra-Lever to release ports for easy hose hook-up or unhooking. Fits most JD tractors.

Order No.	Description	Price
DR300LV	Hydra-Lever. JD tractors 1969 and newer.	33.50 ea.

AUXILIARY HYDRAULIC LEVER Make adjustments to your equipment without climbing in and out of the cab.

Order No.	Description	Price
DR410	Hydraulic Lever. JD tractors 1969 and newer.	33.50 ea.



DR300DC



DR300LV



DR410

Control hydraulic functions from behind your tractor.

Hydraulic Hose Assemblies

3/8" 2-wire hose with (1) male swivel end and (1) male rigid end. 4000 psi. working pressure.



Order No.	Length	Fitting Size	SHOUP Savings Price
243024	24"	3/4"-16 o-ring	12.85 ea.
243036	36"	3/4"-16 o-ring	14.50 ea.
243048	48"	3/4"-16 o-ring	16.25 ea.
243060	60"	3/4"-16 o-ring	17.95 ea.
243072	72"	3/4"-16 o-ring	19.10 ea.
243096	96"	3/4"-16 o-ring	23.10 ea.
243120	120"	3/4"-16 o-ring	26.55 ea.
243144	144"	3/4"-16 o-ring	29.95 ea.
311000	Female Coupler, 3/4"-16 o-ring		5.50 ea.

1/2" 2-wire hose with (1) male swivel end and (1) male rigid end. 3500 psi. working pressure.



Order No.	Length	Fitting Size	SHOUP Savings Price
241024	24"	1/2" pipe	13.20 ea.
241036	36"	1/2" pipe	14.90 ea.
241048	48"	1/2" pipe	16.60 ea.
241060	60"	1/2" pipe	18.30 ea.
241072	72"	1/2" pipe	19.95 ea.
241096	96"	1/2" pipe	23.30 ea.
241120	120"	1/2" pipe	26.75 ea.
241144	144"	1/2" pipe	29.95 ea.
311010	Female Coupler, 1/2" pipe		4.50 ea.



3000 P.S.I. Tie Rod Cylinders

- Heavy duty double acting cylinders are rated for 3000 psi continuous working pressure.
- High-quality hard chrome rod plating.
- Ductile iron piston, butt, gland and clevis.
- Urethane u-cup and metal encased wiper.
- Crown seal on piston.
- SAE 3/4"-16 o-ring ports.
- 1" cylinder pins on both ends.

Made in USA



310005



Bushing. Install in 1-1/4" hole to accommodate 1" cyl. pin.
210400 1-1/4" O.D., 1" I.D., 7/8" long. Spring steel. 14.95 ea.

Order No.	Inside Bore	Stroke	Retracted Pin to Pin	Rod Dia.	SHOUP Savings Price
300010	2"	8"	20-1/4"	1-1/8"	314.50 ea.
300020	2-1/2"	8"	20-1/4"	1-1/4"	339.95 ea.
300030	3"	8"	20-1/4"	1-3/8"	349.95 ea.
300041	3"	16"	26-1/4"	1-3/8"	408.95 ea.
300050	3-1/2"	8"	20-1/4"	1-3/8"	389.95 ea.
300055	3-1/2"	16"	31-1/2"	1-3/8"	449.95 ea.
300060	4"	8"	20-1/4"	1-3/4"	459.95 ea.
300075	4"	16"	26-1/4"	1-3/4"	629.95 ea.
300090	4"	16"	31-1/2"	1-3/4"	639.95 ea.
300080	4"	24"	34-1/4"	1-3/4"	692.95 ea.

Adapters

310005	3/4"-16 o-ring male to 1/2" pipe female.	4.90 ea.
310010	3/4"-16 o-ring male to 7/8"-14 o-ring female.	5.60 ea.

Breather Plug converts double acting cylinders to single acting
270010 3/4"-16 o-ring thread breather. 46.95 ea.



Hydraulic Valves

Spool Functions


Standard Spool:

- Power up
- Spring to Neutral
- Power Down

Float Spool: Made in USA

- Float
- Power up
- Spring to Neutral
- Power Down

To float, push lever fully forward. Detent holds in place.



Order No. Description

Use with standard double acting cylinders or reversing motors • Designed for open center hydraulic systems • 3/4" pipe in/out ports • 1/2" pipe work ports • 25 gpm max. flow rate • 3000 psi max. operating pressure • Adjustable relief valve preset, 2000 psi @ 10 gpm.

51200	Single Lever Valve with (1) standard spool.	267.50 ea.
52200	Dual Lever Valve with (2) standard spools.	399.95 ea.
52205	Dual Lever Valve with (1) float spool and (1) standard spool.	449.95 ea.
53300	Triple Lever Valve with (3) standard spools.	529.95 ea.
53305	Triple Lever Valve with (1) float spool and (2) standard spools.	749.95 ea.

Flow Control Valves



Prince adjustable flow control valves are used to control the speed of hydraulic motors or cylinders. Set the control lever to desired speed and it will remain nearly constant, even with variation in pressure. Max. 3000 psi. Valve has 3 ports: inlet, outlet (control flow) and excess flow.

Order No.	Port Size (NPT)	Flow Range (gpm)	Relief Valve	Price
232810	1/2"	0-16	None	149.95 ea.
232820	3/4"	0-30	None	179.95 ea.
232830	1/2"	0-16	Yes	194.50 ea.
232840	3/4"	0-30	Yes	194.50 ea.

232830 & 232840 relief valve preset, 1500 psi @ 10 gpm.

Valve Accessories

312005	Conversion Plug; converts valve for use on closed center system (not for use with log splitter valve).	65.75 ea.
312004	Power Beyond 3/4" Conversion Plug; allows high pressure oil to pass thru valve.	93.50 ea.
150002	3 Position Detent Kit; detent holds lever in any of three positions.	99.50 kit
30001	Log Splitter Valve for open center systems. Lever automatically springs back to neutral position when cylinder completes stroke. 25 gpm max. flow rate; 2750 psi max. operating pressure; detent release pressure adjustable from 1000 to 2000 psi. Relief valve adjustable up to 2750 psi.	204.95 ea.



Remote Valve Control

Remote valve control allows the hydraulic valve to be mounted up to 10 foot away from operator. Cables are available in 2 foot increments.




Simply order single or dual joystick, the right length of cable and connection kits for your cable and you are ready!

Order No.	Description	Price
51275	Single Axis Remote Valve Control; also requires (1) cable & (1) 51270 valve connection kit.	76.95 ea.
51280	Dual Axis Remote Valve Control; also requires (2) cables & (2) 51270 valve connection kits.	109.95 ea.
51210	4 foot RVC Cable.	43.25 ea.
51220	6 foot RVC Cable.	49.95 ea.
51230	8 foot RVC Cable.	57.25 ea.
51240	10 foot RVC Cable.	63.95 ea.
51270	Prince Valve Connection Kit; use with 51275 and 51280 valve connection kits.	26.95 kit

Coupler Cartridges

Order No.	Description - Fits Models	Replace in qty's. of 2 (pressure & return).	SHOUP Savings Price
AGCO Allis, Challenger, Massey-Ferguson			
SH39972 (set of 2)	Set of 2. AGCO Allis 9755, 9765, 9775, 9785. Challenger MT565, MT635, MT635B, MT645, MT645B, MT655, MT655B, MT665, MT665B. Massey Ferguson 8240, 8250, 8270, 8280, 8450, 8460, 8470, 8480.		379.95 kit
SH43514	Challenger MT645C, MT645D, MT645E, MT655C, MT655D, MT655E, MT665C, MT665D, MT665E, MT675C, MT675D, MT675E, MT685C, MT685D, MT685E. Massey Ferguson 8650, 8660, 8670, 8680, 8690, 8727, 8730, 8740.		114.95 ea.
SH55376	Challenger MT735, MT745, MT745B, MT755, MT755B, MT765, MT765B, MT835, MT835B, MT845, MT845B, MT855, MT855B, MT865, MT865B, MT875B, MT945B, MT955B, MT965B, MT975B.		219.95 ea.
SH55376	Challenger MT745C, MT745D, MT755C, MT755D, MT755E, MT765C, MT765D, MT765E, MT775E, MT835C, MT845C, MT845E, MT855C, MT855E, MT865C, MT865E, MT875C, MT875E, MT945C, MT955C, MT955E, MT965C, MT965E, MT975C, MT975E.		169.95 ea.
Case-IH and New Holland			
SH47116	Case-IH Farmall 105U, 110U, 115U, 120U; Magnum 180, 190, 200, 210, 220, 225, 240; Maxxum 100, 110, 115, 120, 125, 130, 135, 140, 145, 150; MXM 120, 130, 140, 155, 175, 190; MXU 100, 110, 115, 125, 135; Optum 270CVT, 300CVT; Puma 115, 125, 130, 140, 145, 150, 160, 165, 170, 180, 185, 195, 200, 210, 215, 220, 225, 230, 240; Vestrum 100, 110, 120, 130. New Holland 8160, 8260, 8360, 8560, T5.95, T5.105, T5.110, T5.115, T5.120, T6.120, T6.125, T6.140, T6.145, T6.150, T6.155, T6.160, T6.165, T6.175, T6.180, T6010, T6020, T6030, T6040, T6050, T6060, T6070, T6080, T6090, T7.165, T7.170, T7.175, T7.185, T7.190, T7.200, T7.210, T7.220, T7.225, T7.230, T7.235, T7.245, T7.250, T7.260, T7.270, T7.290, T7.315, T7030, T7040, T7050, T7060, T7070, TM115, TM120, TM125, TM130, TM135, TM140, TM150, TM155, TM165, TM175, TM190, TS90, TS100A, TS110, TS115, TS115A, TS125A, TS135A, TS6.110, TS6.120, TS6.125, TS6.130, TS6.140.		77.95 ea.
SH362367	Case-IH Wheel/Rowtrac/Quadtrac Models: Magnum 180, 190, 200, 210, 215, 220, 225, 235, 240, 245, 250, 260, 275, 280, 290, 305, 310, 315, 335, 340, 370, 380, 400, 7210, 7220, 7230, 7240, 7250, 8910, 8920, 8930, 8940, 8950; MX180, MX200, MX210, MX215, MX220, MX230, MX240, MX245, MX270, MX275, MX285, MX305; STX275, STX280, STX325, STX330, STX375, STX380, STX425, STX430, STX450, STX480, STX500, STX530; Steiger 280, 330, 335, 370, 380, 385, 400, 420, 430, 435, 450, 470, 480, 485, 500, 530, 535, 540, 550, 580, 600, 620; also fits Magnum 7110, 7120, 7130, 7140, 7150 with hydraulic line threaded in to side of coupler housing. New Holland Wheel/Smarttrax Model: TG210, TG215, TG230, TG245, TG255, TG275, TG285, TG305, TJ275, TJ280, TJ325, TJ330, TJ375, TJ380, TJ425, TJ430, TJ450, TJ480, TJ500, TJ530, T8.275, T8.300, T8.320, T8.330, T8.350, T8.360, T8.380, T8.390, T8.410, T8.420, T8.435, T8010, T8020, T8030, T8040, T8050, T9.390, T9.435, T9.450, T9.480, T9.505, T9.530, T9.560, T9.565, T9.600, T9.615, T9.645, T9.670, T9.700, T9020, T9030, T9040, T9050, T9060.		164.95 ea.
SH442102	Case-IH Maxxum 5120, 5130, 5140, 5220, 5230, 5240, 5250 with 4" long cartridge.		119.95 ea.
SH442102	Case-IH Magnum 7110, 7120, 7130, 7140, 7150 with hydraulic line threaded on to rear of coupler.		107.95 ea.
John Deere			
SH355758	5065M, 5075M, 5080M, 5083E, 5085E, 5085M, 5090E, 5090M, 5093E, 5095M, 5100E, 5100M, 5100R, 5101E, 5105M, 5115M, 5115R, 5125R, 5220, 5225, 5320, 5325, 5420, 5425, 5520, 5525, 5625, 6100D, 6105D, 6105E, 6115D, 6120E, 6130D, 6135E, 6140D, 6403, 6603. Threads directly into hydraulic valve.		76.95 ea.
SH300979	5090R, 5100R, 5115R, 5125R, 6105M, 6105R, 6110, 6110M, 6115M, 6115R, 6120, 6120M, 6125M, 6125R, 6130M, 6140M, 6140R, 6145M, 6150M, 6150R, 6155M, 6170M, 6170R, 6175M, 6190R, 6195M, 6200, 6210, 6210R, 6215, 6220, 6230, 6230 Prem., 6300, 6310, 6320, 6330, 6330 Prem., 6400, 6405, 6410, 6415, 6420, 6430, 6430 Prem., 6500, 6605, 6615, 6715, 7130, 7130 Prem., 7220, 7230, 7230 Prem., 7320, 7330, 7330 Prem., 7405, 7430 Prem., 7530 Prem.		75.95 ea.
SH53891	Early 7200, 7210, 7400, 7410, 7510, 7600, 7610, 7700, 7710, 7800, 7810 with 3-1/4" long cartridge.		116.95 ea.
SH62981	8100, 8100T, 8110, 8110T, 8200, 8200T, 8210, 8210T, 8300, 8300T, 8310, 8310T, 8400, 8400T, 8410, 8410T, 9100, 9200, 9300, 9300T, 9400, 9400T.		132.95 ea.
SH356693	7200R, 7210R, 7215R, 7230R, 7250R, 7260R, 7270R, 7280R, 7290R, 7310R, 7630, 7720, 7730, 7820, 7830, 7920, 7930, 8120, 8120T, 8130, 8220, 8220T, 8225R, 8230, 8230T, 8235R, 8245R, 8260R, 8270R, 8285R, 8295R, 8295RT, 8310R, 8310RT, 8320, 8320R, 8320RT, 8320T, 8330, 8330T, 8335R, 8335RT, 8345R, 8345RT, 8360R, 8360RT, 8370R, 8370RT, 8400R, 8420, 8420T; 8430 (06-09); 8430T, 8520, 8520T, 8530, 9120, 9220, 9230, 9320, 9320T, 9330, 9360R, 9370R, 9410R, 9420, 9420R, 9420T, 9430, 9430T, 9460R, 9460RT, 9470R, 9470RT, 9470RX, 9510R, 9510RT, 9520, 9520R, 9520RT, 9520RX, 9520T, 9530, 9530T, 9560R, 9560RT, 9570R, 9570RT, 9570RX, 9620, 9620R, 9620RX, 9620T, 9630, 9630T; late 7200, 7210, 7400, 7410, 7510, 7600, 7610, 7700, 7710, 7800, 7810 with 2-1/2" long cartridge.		83.95 ea.



Overhaul Kits for John Deere Hydraulic Breakaway Couplers

Order No.	Fits Models	
SH92570	20, 30, 40 series that accept JD old style tips.	29.95 kit
SH306776	20, 30, 40 series that accept ISO tips.	32.95 kit
SH76985	50, 55, 60, 70 series.	45.95 kit

ISO Conversion Kit for International Harvester Remote Couplers



Order No.	Description - Fits Models	SHOUP Savings Price
SH127964	New ISO quick coupler socket bodies, covers, seals. 766, 786, 886, 966, 986, 1066, 1086, 1466, 1468, 1486, 1566, 1568, 1586, 3088, 3288, 3388, 3488, 3588, 3688, 3788, 4166, 4186, 4366, 4386, 4568, 4586, 4786, 5088, 5288, 5488, 6388, 6588, 6788, Hydro 100, Hydro 186.	199.95 kit
SH127964		

ISO Conversion Kit for John Deere Remote Couplers



SH306788	New ISO quick coupler socket bodies, covers, levers, lever shafts, seals. 1020, 1520, 1530, 2020, 2030, 2040, 2240, 2440; 2520 (68-72), 2630, 2640, 2840, 2940, 3020, 4000, 4020, 4030, 4040, 4230, 4240; 4320 (71-72), 4430, 4440; 4520 (69-70), 4620, 4630, 4640, 4840, 5020, 6030, 7020; 7520 (72-75); 8430 (75-78); 8440, 8630, 8640.	165.95 kit
SH306788		

Fasse ReNew2 ISO Conversion Kit

- Adds push/pull connect ability under pressure on both sides. No lever lock needed.
- Maintains John Deere's OEM SCV housing sealing method.
- Simple installation to convert old John Deere to ISO connection. Easy coupler replacement if failure occurs.



SH315196	New ISO quick coupler socket bodies and couplers, covers, seals. 1020, 1520, 1530, 2020, 2030, 2040, 2240, 2440; 2520 (68-72), 2630, 2640, 2840, 2940, 3020, 4000, 4020, 4030, 4040, 4230, 4240; 4320 (71-72), 4430, 4440; 4520 (69-70), 4620, 4630, 4640, 4840, 5020, 6030, 7020; 7520 (72-75); 8430 (75-78); 8440, 8630, 8640.	329.00 kit
SH315196		
SH315240	New ISO quick coupler socket bodies and couplers, covers, seals. 4050, 4055, 4250, 4255, 4450, 4455, 4555, 4560, 4650, 4755, 4760, 4850, 4955, 4960, 8450, 8560, 8570, 8650, 8760, 8770, 8850, 8870, 8960, 8970.	340.00 kit
SH315240		

Replacement Parts for Timpte Trailers



Order No.	Description	SHOUP Savings Price
SH48797	Bearing Roller, 1.375" O.D., hopper door; built prior to 9/12/2006.	3.95 ea.
SH22	Bearing Roller, 1.575" O.D., hopper door; built 9/12/2006 & after.	5.59 ea.
SH48978	Extreme Duty Bearing, triple lip stainless steel seals; Optional replacement for SH22.	9.95 ea.
SH48797	2-bolt cast flange, 1" I.D. Bearing; lower shaft and upper crank.	16.80 ea.
SH59099	Flange bracket; for SH48797 2-bolt flange.	23.25 ea.
SH29748	U-Joint Assembly with keyway, hopper door; built prior to 2010.	44.50 ea.
SH47442	U-Joint Assembly, hopper door; built 2010 & after.	44.50 ea.
SH6926	11 Tooth Spur Gear, hopper door.	26.75 ea.
SH41400	Crank Handle; 1-1/2" hex.	69.95 ea.
SH32200	Gear Rack for Hopper Door, 3/4" wide x 1-1/4" height x 43-1/2" long; for trailers 1994 & after. SH32200 & SH30410 require welding.	109.95 ea.
SH30410	Gear Rack for Hopper Door, 7/8" wide x 7/8" height x 50" long; for trailers 1983-1993.	109.95 ea.
SH27174	Crank Nut, for landing gear and hopper door.	16.50 ea.
Low Torque Hopper Door Shaft - Confirm dimensions before ordering.		
SH47138	29-3/4" long, shaft with 11 tooth gears for 96" hopper door. Outer edge to outer edge of gears is 22-1/4". Ag trailers 1994 & after; Standard trailers prior to 1994.	149.50 ea.
SH47140	32" long, shaft with 11 tooth gears for 96" hopper door. Outer edge to outer edge of gears is 24-3/8". Standard trailers 1994 & after.	149.50 ea.
SH47141	38" long, shaft with 11 tooth gears for 102" hopper door. Outer edge to outer edge of gears is 30-1/4". Standard trailers 1994 & after.	149.50 ea.

Grain Test Weight Scale



- Scale readout in lbs. per bushel.
- Use for all varieties of grain including corn, soybeans, wheat and oats.
- Sliding weight with easy to read level for accurate balance.

Order No.	Description	Price
WS100	Weight Scale	59.95 ea.

24" x 30" Xtreme Mud Flaps



- 24"W x 30"L x 3/8" thick, black.
- Stiff to prevent waving.
- Great for dump trucks and off-road use.
- Sold in sets of 2.
- High tensile strength molded rubber with nylon mesh reinforcement.

Order No.	Description	Price
SH35277	Mud Flaps	54.95 pr.



PURECAB Activated Carbon Filters

- **Safety** - ADXORB® Activated Carbon meets ASABE S613-3 safety standards for cab HVAC filters used in contaminated environments.
- **Ease of Use** - Built-in Indicator Bead window shows the health of the activated carbon within the filter.
Visit shoupparts.com for additional makes and models.
- **Effectiveness** - Tested and proven to absorb 11x more chemicals than competitors. Filter effective life performed beyond the required standard duration.
- **Extended Life** - Recharge kits extend filter life and give up to a 50% savings in price. Includes carbon, dust pads, indicator beads, seals and hardware. Requires 1 per filter.

Fits Make - Model	Filter Type (Qty. Used)	Dimensions* (L x W x H - mm)	Replaces OEM No.	SHOUP Order No.	Savings Price
*Dimensions are approximate.					
Case-IH, New Holland and Ford Case-IH Tractor Farmall 65C, 75C, 85C, 95C. New Holland Tractor T4.65V, T4.75F, T4.75V, T4.85F, T4.85V, T4.95F, T4.95V, T4.105F, T4.105V, T4030F, T4040F, T4050F. Confirm OEM number.	Cab Fresh Air (2)	625 x 105 x 55	47373442, 84264633, 84572321	P544	325.95 ea.
	Recharge Kit			P544RK	180.75 ea.
New Holland Tractor T4.55, T4.65, T4.75, T4.85, T4.95, T4.105, T5.95, T5.105, T5.115.	Cab Fresh Air (2)	395 x 96 x 40	47565055, 84579424	P585	241.50 ea.
	Recharge Kit			P585RK	120.50 ea.
Case-IH Tractor JX70U, JX80U, JX90U, JX100U, JX1070U, JX1080U, JX1090U, JX1100U. Ford 5640, 6640, 7740, 7840, 8240, 8340. New Holland Tractor 4635, 4835, 5635, 5640, 6635, 6640, 7635, 7740, 7840, 8160, 8240, 8260, 8340, 8360, 8560, T5040, T5050, T5060, TL70, TL80, TL90, TL100, TM115, TM120, TM125, TM130, TM135, TM140, TM150, TM155, TM165, TM175, TM190, TS90, TS100, TS115.	Cab Fresh Air (1)	488 x 81 x 50	47548101, 5196842, 87385322	P311	246.50 ea.
	Recharge Kit			P311RK	131.25 ea.
New Holland Tractor T6010, T6020, T6030, T6050, TS100A, TS110A, TS115A, TS125A, TS130A with Low Line & Low Profile Cabs. Confirm filter dimensions.	Cab Fresh Air (2)	648 x 105 x 50	87311194, 87726695	P477	268.50 ea.
	Recharge Kit			P477RK	136.25 ea.
Case-IH Tractor JX1060C, JX1070C, JX1075C, JX1085C, JX1095C. New Holland Tractor T4020V, T4030N, T4030V, T4040N, T4040V, T4050N, T4050V, T4060N, T4060V, with Standard or Delux Cabs, TN95DA. Not for Eco cabs.	Cab Fresh Air (2)	380 x 130 x 40	47129095, 47129134, 47135038	P550	279.95 ea.
	Recharge Kit			P550RK	170.50 ea.
Case-IH Tractor Maxxum 100; MXU 100, 110, 115, 125, 130, 135; Optum 270CVT, 300CVT without AFS connect; Puma 115, 125, 140, 155, 165, 180, 195, 200, 210, 225; Vestrum 100, 110, 120, 130. New Holland Tractor T6.140, T6.150, T6.155, T6.160, T6.165, T6.175; T6010, T6020, T6030, T6040, T6050 without Delta Cab; T6060, T6070, T6080, T7.170, T7.175, T7.185, T7.190, T7.200, T7.210, T7.235, T7.245, T7.250, T7.260, T7.270, T7.290HD, T7.315, T7030, T7040, T7050, T7060, TS100A, TS110A, TS115A, TS135A. Only for High Profile Cabs.	Cab Fresh Air (2)	549 x 99 x 50	82034664, 87726675, 87309516	P453	259.95 ea.
	Recharge Kit			P453RK	138.50 ea.
Case-IH Tractor MXM 120, 130, 140, 155, 175, 190. New Holland TM115, TM120, TM125, TM130, TM135, TM140, TM150, TM155, TM165, TM175, TM190, TS90, TS100, TS115.	Recirculation (1)	190 x 96 x 40	82018373, 82034663	P553	247.80 ea.
	Recharge Kit			P553RK	118.57 ea.
Case-IH Tractor Magnum 180, 190, 200, 210, 215, 220, 225, 235, 240, 245, 250, 260, 275, 280, 290, 305, 310, 315, 335, 340, 370, 380, 400; MX 200, 210, 215, 220, 230, 240, 245, 255, 270, 275, 285, 305; Steiger wheeled or Quadtrac 330, 335, 350, 370, 380, 385, 400, 420, 430, 435, 450, 470, 480, 485; 500 with T4 Cursor 13 Engine, 530, 535, 540, 550, 580, 600, 620; STX 325, 375, 380, 430, 440, 450, 480, 500, 530; Floater FLX3510, FLX4010, FLX4510; Titan 3020, 3030, 3040, 3520, 3530, 3540, 4020, 4030, 4040, 4520, 4530, 4540; Sprayer Patriot 2240, 2250, 3230, 3240, 3250, 3320, 3330, 3340, 4350, 4420, 4430, 4440, 4450. New Holland Tractor T8.275, T8.300, T8.320, T8.330, T8.350, T8.360, T8.380, T8.390, T8.410, T8.420, T8.435, T8010, T8020, T8030, T8040, T8050, T9.390, T9.450, T9.505, T9.560, T9.615, T9.670, T9020, T9030, T9040, T9050, T9060, TG210, TG215, TG230, TG245, TG255, TG275, TG285, TG305, TJ275, TJ280, TJ325, TJ330, TJ375, TJ380, TJ425, TJ430, TJ450, TJ480, TJ500, TJ530.	Cab Fresh Air (2)	345 x 145 x 75	87267363, 87684088	P414	324.25 ea.
	Recharge Kit			P414RK	162.50 ea.
Miller CNH Floater Atlas 3004, 3304, 3654; Sprayer Condor G40, G75, GC40, GC75, GC260, GC300; Nitro® 200, 200HT, 275, 2200HT, 2200T, 2200TSS, 2275HT, 3200HT, 3200T, 3200TSS, 3275HT, 4215, 4215HT, 4275, 4315, 4333, 4365, 4240, 4240HT, 5215, 5225, 5240, 5250, 5275, 5300, 5333, 5345, 5365, 5400, 6300, 6333, 6345, 6365, 6500, 7285, 7310, 7370, 7380, 7410, 7420, N2XP.	Recirculation (1)	(H X OD X ID) 154 x 850 x 660		P630	361.50 ea.
	Recharge Kit			P630RK	187.75 ea.
Fendt Tractor 211P Vario, 211S Vario.	Cab Fresh Air (1)	(L X Dia. - mm) 500 x 262	V220PB2558212	P680	449.50 ea.
	Recharge Kit			P680RK	130.05 ea.
JCB Tractor Fastrac 4160, 4190, 4220, 8330.	Cab Fresh Air (1)	(H X OD X ID) 317 x 400 x 307	334-U7071	P598	359.95 ea.
	Recharge Kit			P598RK	154.05 ea.

PURECAB filters cont.

Fits Make - Model	Filter Type (Qty. Used)	Dimensions* (L x W x H - mm)	Replaces OEM No.	Order No.	SHOUP Savings Price
John Deere					
*Dimensions are approximate.					
Tractor 2750, 2755, 2855N, 2940, 2950, 3020, 3055, 3150, 3155, 3255; 4000, 4020 s/n 201000 & up, 4030, 4040, 4050, 4055, 4230, 4240, 4250, 4255; 4320 (71-72), 4430, 4440, 4450, 4455; 4520 (69-70), 4555, 4560, 4620, 4630, 4640, 4650, 4755, 4760, 4840, 4850, 4955, 4960, 5020, 6030, 7020; 7520 (72-75); 8430 (75-78), 8440, 8450, 8630, 8640, 8650, 8850; Sprayer 6000, 6100, 6500, 6600, 6700.	Cab Fresh Air (1)	711 x 190 x 55	AR61903 RE12793, RE67830	P201	374.50 ea.
	Recharge Kit			P201RK	192.91 ea.
Tractor 5075GN, 5075GV, 5090GN, 5090GV, 5100GN to s/n XX13311.	Cab Fresh Air (1)	635 x 70 x 55	ER064623, ER397218	P590	254.95 ea.
	Recharge Kit			P590RK	138.50 ea.
Tractor 5076EN, 5083EN, 5093EN, 5101EN, 5310N, 5320N, 5325N, 5420N, 5510N, 5520N, 6105M, 6110, 6110M, 6115M, 6120, 6125M, 6130M, 6140M, 6145M, 6150M, 6155M, 6170M, 6175M, 6195M, 6200, 6210, 6215, 6220, 6230, 6300, 6310, 6310S, 6320L, 6330, 6400, 6405, 6410, 6410S, 6415, 6420, 6420L, 6430, 6500, 6510S, 6520L, 6605, 6615, 6715, 7130, 7230, 7330; 6230, 6330, 6430, 7130, 7230, 7330, 7430, 7530 Premium.	Cab Fresh Air (1, 2)	542 x 110 x 50	AL225552, AL225554, AL229441	P444	349.95 ea.
	Recharge Kit			P444RK	135.05 ea.
Tractor 5055E, 5065E, 5065M, 5070M, 5075E, 5075M, 5080M, 5080R, 5083E, 5085M, 5090EH, 5090M, 5090R, 5093E, 5095M, 5095MH, 5100M, 5100R, 5105M, 5115M, 5115R, 5125R, 5220, 5225, 5320, 5325, 5420, 5425, 5520, 5525, 5620, 5625, 5720, 5820, 6100D, 6110D, 6115D, 6125D, 6130D, 6140D, 6403, 6603.	Cab Fresh Air (2)	358 x 93 x 40	RE198488, RE73220	P654	349.95 ea.
	Recharge Kit for P654			P654RK	124.75 ea.
	Recirculation (2)	304 x 107 x 30	RE195491, RE261353	P536	237.95 ea.
	Recharge Kit for P536			P536RK	120.75 ea.
Tractor 6105R, 6110R, 6115R, 6125R, 6130R, 6140R, 6145R, 6150R, 6155R, 6170R, 6175R, 6195R,	Cab Fresh Air (2)	437 x 104 x 40	AL208648, AL212841, AL220527	P584	359.95 ea.
	Recharge Kit			P584RK	135.05 ea.
Tractor 7200, 7210, 7400, 7410, 7510, 7600, 7610, 7630, 7700, 7710, 7720, 7730, 7800, 7810, 7820, 7830, 7920, 7930, 8120, 8130, 8220, 8230, 8320, 8330, 8420; 8430 (06-09), 8520, 8530, 8560, 8570, 8760, 8770, 8870, 8960, 8970, 9100, 9120, 9200, 9220, 9230, 9300, 9300T, 9320, 9320T, 9330, 9400, 9400T, 9420, 9420T, 9430, 9430T, 9520, 9520T, 9530, 9530T, 9620, 9620T, 9630, 9630T. Sprayer 4700, 4710, 4720, 4730, 4830, 4920, 4940.	Cab Fresh Air (2)	(L X Dia. - mm) 300 x 170	RE199681, RE24619, RE237396	P277	318.50 ea.
	Recharge Kit			P277RK	167.95 ea.
Tractor 7630, 7720, 7730, 7820, 7830, 7920, 7930, 8110, 8110T, 8120, 8120T, 8130, 8210, 8210T, 8220, 8220T, 8230, 8230T, 8310, 8310T, 8320, 8320T, 8330, 8330T, 8410, 8410T, 8420, 8420T; 8430 (06-09), 8430T, 8520, 8520T, 8530, 9100, 9120, 9200, 9220, 9230, 9300, 9300T, 9320, 9320T, 9330, 9400, 9400T, 9420, 9420T, 9430, 9430T, 9520, 9520T, 9530, 9530T, 9620, 9620T, 9630, 9630T; Sprayer 4700, 4710, 4720, 4730, 4830, 4920, 4930, 4940	Recirculation (1)	(H X OD X ID) 154 x 850 x 660	AH115833, AH168783	P630	361.50 ea.
	Recharge Kit			P630RK	187.75 ea.
Tractor 7200R, 7210R, 7215R, 7230R, 7260R, 7280R, 7290R, 7310R, 7R210, 7R230, 7R250, 7R270, 7R290, 7R310, 7R330, 8225R, 8235R, 8245R, 8245R, 8260R, 8270R, 8295R, 8295RT, 8310R, 8320R, 8335R, 8345R, 8345RT, 8360RT, 8370R, 8R230, 8R250, 8R280, 8R310, 8R340, 8R370, 8R410, 8RT310, 8RT340, 8RT370, 8RT410, 9360R, 9370R, 9410R, 9460R, 9460RT, 9510R, 9510RT, 9560R, 9560RT. Sprayer R4030, R4038, R4045, R4060.	Cab Fresh Air (1)	608 x 103 x 55	RE284091, RE333567	P540	298.50 ea.
	Recharge Kit			P540RK	139.25 ea.
Kubota Tractor B3000, B3030, L4240, L4310, L5030, L5240, L5740, M100GX, M105S, M108S, M110GX, M126GX, M135GX, M4900, M5140, M5700, M6040, M6800, M7040, M8200, M8540, M9540, M9540D, M95S.	Cab Fresh Air (1)	309 x 118 x 40	38794-71603, T1855-71600, TA043-71600, TA055-71600	P416	237.50 ea.
	Recharge Kit			P416RK	103.25 ea.
Tractor M6040, M7040, M8540 with narrow cab.	Cab Fresh Air (1)	590 x 98 x 55	W233671600, W2336-71600	P528	279.95 ea.
	Recharge Kit			P528RK	134.75 ea.
Challenger, Massey Ferguson					
Challenger Tractor MT445B, MT455B, MT455D, MT465B, MT465D, MT475B, MT475D, MT485D, MT495D, MT515D, MT525B, MT525D, MT535B, MT535D, MT545B, MT545D, MT555B, MT555D, MT565, MT565B, MT575D, MT585B, MT585D, MT595B, MT595D, MT865E. Massey Ferguson 5470, 5480; 5425, 5435, 5445, 5450, 5465, 5475, 5609, 5610, 5611, 5612, 5613, 5710SL, 5711SL, 5713SL, 6445, 6455, 6460, 6465, 6470, 6475, 6480, 6485, 6490, 6495, 6497, 6499, 7465, 7475, 7485, 7495, 7499, 7614, 7615, 7619, 7620, 7714S, 7715, 7715S, 7718S, 7720 with standard roof.	Cab Fresh Air (1)	497 x 201 x 40	3786649M1, 3786649M3, 3909437M1, 4378102M1, 4378102M2	P457	314.25 ea.
	Recharge Kit			P457RK	159.75 ea.



Heavy Duty Filters of Superior Construction are designed to meet or exceed OEM Performance. Baldwin heavy-duty filters are built to provide top performance under the toughest conditions.

Filters are available for engine oil, fuel, air, hydraulic and coolant applications.



Filters for Massey Ferguson, New Holland, White see shoupparts.com

Baldwin Filters for AGCO-Allis Chalmers Tractors

See pg. 415 for prices.

Model	Lube	Fuel	Outer Air	Inner Air	Cab Air	Hydraulic	Coolant
B, C, D, WC, WD, D14 gas.	T300M	—	—	—	—	—	—
D10, D12; D17 to s/n 24000.	T300M	—	—	—	—	B2	—
D17 s/n24001 & up.	B2	—	PA1683 s/n 42001 & up.	—	—	B2 to s/n 68628. B9 s/n 68629 & up.	—
D17D.	PT82HD Ele. BT267 Spin-on	PF947 Pri. PF946 Sec.	PA1684 s/n 38964 & up.	—	—	—	—
D19D dsl.	BT267	PF947 Pri. PF946 Sec.	—	—	—	B2 to s/n 12020. B9 s/n 12021 & up.	—
D21D dsl.	BT267	BF962	PA1699FN 3400 eng. PA1636FN 3500 eng.	—	—	B9	—
WD45 w/W226 eng.	T300M	—	PA1865FN	—	—	B2	—
WD45 w/6BD230 eng.	T300M	F916C	—	—	—	—	—
175 w/Perk. 4.236 eng.	B2	BF825	PA1667FN	—	—	B2	—
175D w/Perk. 4.248 eng.	B2	BF825	PA1667FN	—	—	B2	—
180 gas.	BT267	—	PA1667FN	—	—	—	—
180, 185D w/2800 eng.	BT267	BF962	PA1667FN	—	—	B9	—
190, 190XT, 190XT III w/G2500 or G2800 eng.	BT267	—	PA1667FN	—	—	B9 to s/n 25518. BT525 s/n 25519 & up.	—
190, 190XT, 190XT III w/D2800 or D2900 eng.	BT267	BF962	PA1667FN D2800 eng. PA1636FN D2900 eng. to s/n 13212. PA1919FN D2900 eng. s/n 13213 & up.	—	—	B9 to s/n 25518. BT525 s/n 25519 & up.	—
200; 200D s/n 3440 & up.	BT564	BF909	PA2418FN	PA2419	—	BT525	—
200D to s/n 3439.	BT564	BF909	PA1919FN to s/n 3018.	—	—	BT525	—
210 w/3500 dsl. eng.; 220D.	BT267	BF962	PA1636FN	—	—	BT525	—
5020, 5030.	BT353	BF940	PA1690FN	—	—	—	—
5040, 5045; 5050 to s/n 783553.	BT347	BF825	PA1667FN (5050 s/n 700000 & up)	—	—	—	—
6040.	PT108 Ele. BT215 Spin-on	BF825	PA1667FN	—	—	—	—
6060, 6070, 6080.	BT267	BF962	PA2369	PA2370	—	BT525	—
6140.	BT353	BF825	PA2380FN	—	—	—	—
6240.	BT292	BF988	PA2422 (less air stack)	—	—	—	—
6250, 6260 w/Deutz F3L913 eng.	BT292	BF988	PA2422 (less air stack)	—	—	—	—
6265, 6275 w/Deutz F4L913 eng.	BT292	BF988	PA2423	—	—	—	—
7000 to s/n 2D117921.	BT564	BF909	PA2418FN	PA2419	PA2448	—	—
7000 s/n 2D117922 & up.	BT564	BF959	PA2418FN	PA2419	PA2448	—	—
7010, 7020.	BT564 Spin-on	BF597 Spin-on BF909 Glass Box BF959 Metal Box	PA2426FN	PA2427	PA2448	—	BW5136
7030.	BT440 Spin-on	BF909 Glass Box BF959 Metal Box	PA2426FN	PA2427	PA2448	—	—
7040, 7045.	BT440 Spin-on	BF597 Spin-on BF909 Glass Box BF959 Steel Box	PA2426FN	PA2427	PA2448	—	BW5136
7050, 7060.	BT440 Spin-on	BF597 Spin-on BF909 Glass Box BF959 Steel Box	PA1902FN	PA1912	PA2448	Check OEM No.	BW5136
7080.	BT440 Spin-on	BF597 Spin-on BF909 Glass Box BF959 Steel Box	PA2509	PA2510	PA2448	Check OEM No.	BW5136
7085.	BT292	BF586D Pri. BF587D Sec.	PA2669FN	PA2670 (with air stack)	—	—	—
7110.	B236	BF586D Pri. BF587D Sec.	PA2669FN	PA2670	—	BT778 Spin-on	—
7120, 7145 w/Deutz eng.	B218	BF586D Pri. BF587D Sec.	PA2641	—	—	BT778 Spin-on (7120 only)	BW5136

Model	Lube	Fuel	Outer Air	Inner Air	Cab Air	Hydraulic	Coolant
7580.	BT440 F-F BT340 B-P Spin	BF597 Spin-on BF909 Glass Box BF959 Steel Box	PA2509	PA2510	PA2448	—	BW5136
8010.	BT564	BF588 s/n 2277 & up	—	—	PA2753	—	—
8030, 8050.	BT440 F-F BT340 B-P	BF588	—	—	PA2753	—	BW5136
8070.	BT440 F-F BT340 B-P	BF588	PA2509 Turbo PA2434 Non-Turbo	PA2510 Turbo PA2435 Non-Turbo	PA2753	—	BW5136
8550.	B96 F-F Spin-on C750L B-P	BF962	—	—	PA2448	—	BW5139
L w/2900 eng. s/n 4201 & up; M dsl.; L2, M2 w/2900 eng.	BT564 (2) F-F	BF962 Spin-on	PA2426FN	PA2427	PA2353	Check OEM No.	BW5136
L w/3500 eng.	BT564 (2)	BF909	PA1902FN	PA1912	PA2353	PT207HD10 Ele.	BW5136
F2 dsl.; F3 dsl.	BT267	BF962 Spin-on	PA1681FN	—	PA2353	Check OEM No.	—
M2 w/3500 eng.	BT564 (2) s/n 18401 & up.	BF959	PA1902FN	—	PA2353	—	BW5136
L3 dsl.	BT440 (2)	BF588	PA2523	PA1912	—	BT83910 Spin-on	—
N5, N6.	BT440 F-F BT340 B-P Spin-on	BF597	PA2509	PA2510	PA2353	—	BW5136
N7 w/AC 6 cyl. eng.	B96 F-F C704L B-P Ele. B7577 B-P Spin-on	BF962	PA2509	PA2510	PA2353	—	BW5139
R5, R6.	BT440 F-F BT340 B-P	BF588	PA2509	PA2510	—	—	—
R7.	B96 F-F B7577 B-P	BF962	PA2509	PA2510	—	—	BW5139
R40, R42, R50, R52 w/Deutz eng.	B218	BF7931 Pri. BF892 Fuel Water Separator	PA2509	PA2510	Check OEM No.	Check OEM No.	—
R42, R52 w/Cummins eng.	BD103	BF1280 Pri. BF788 Sec.	PA2509	PA2510	—	—	—
R60 w/Deutz eng.	B236 F-F	BF900 Pri. BF892 Fuel Water Separator	PA2509	PA2510	PA2353	Check OEM No.	—

Filter Prices for AGCO-Allis Tractors & Gleaner Combines

Check and compare OEM Part No.'s before ordering.

Order No.	Replaces OEM No.	SHOUP Savings Price	Order No.	Replaces OEM No.	SHOUP Savings Price	Order No.	Replaces OEM No.	SHOUP Savings Price
B2	70237000	9.76 ea.	BF788	72501530	16.75 ea.	PA2370	70263434	24.95 ea.
B9	70239930	15.75 ea.	BF825	70251397	8.25 ea.	PA2380FN	72099164	49.05 ea.
PT82HD	74508865	17.27 ea.	BF892	74394407	22.95 ea.	PA2418FN	70257024	68.25 ea.
B96	74396645	25.50 ea.	BF900	1174422	30.22 ea.	PA2419	70257029	33.05 ea.
BD103	72501533	49.50 ea.	BF909	74024232	22.35 ea.	PA2422	2339813	61.19 ea.
PT108	72080205	15.66 ea.	F916C	74055563	14.08 ea.	PA2423	2339823	95.32 ea.
PT207HD10	71152408	34.50 ea.	BF940	72098616	13.89 ea.	PA2426FN	70266787	67.93 ea.
BT215	71014120	16.60 ea.	PF946	74048796	18.24 ea.	PA2427	70267953	42.35 ea.
B218	1174420	52.53 ea.	PF947	74048789	17.81 ea.	PA2434	730760	77.45 ea.
B236	1174421	15.45 ea.	BF957D	71370788	18.07 ea.	PA2435	70264740	64.05 ea.
BT267	74027979	15.80 ea.	BF959	71367687	36.65 ea.	PA2448	70579916	86.56 ea.
BT292	1174418	15.23 ea.	BF962	74028945	14.26 ea.	PA2509	70269244	109.58 ea.
T300M	70240912	23.72 ea.	BF988	1174423	13.89 ea.	PA2510	70264113	68.95 ea.
BT340	74036791	29.88 ea.	BF1280	72501531	20.25 ea.	PA2523	71325203	70.92 ea.
BT347	72093965	26.44 ea.	PA1636FN	70244728	48.25 ea.	PA2641	4319263	108.64 ea.
BT353	72118857	16.00 ea.	PA1667FN	70243163	31.25 ea.	PA2669FN	4319257	92.46 ea.
BT440	74037047	17.87 ea.	PA1681FN	74009078	29.95 ea.	PA2670	4319256	34.50 ea.
PT461	1137201	30.94 ea.	PA1683	70237395	46.38 ea.	PA2753	71504385	72.61 ea.
BT525	70253952	28.29 ea.	PA1684	70235449	42.35 ea.	PT28910	71300930	31.96 ea.
BT564	74035556	16.13 ea.	PA1690FN	72097035	31.81 ea.	BW5136 **	74029089	15.50 ea.
BF586D	1174482	20.34 ea.	PA1699FN	70638414	71.88 ea.	BW5139 **	74393504	30.64 ea.
BF587D	1174483	21.75 ea.	PA1865FN	70247060	30.07 ea.	B7577	74322701	28.05 ea.
BF588	74036711	17.50 ea.	PA1902FN	70266786	63.75 ea.	BF7931	1174423	17.65 ea.
BF597	74321716	26.57 ea.	PA1912	71183993	46.25 ea.	BT8307MPG	71367794	70.74 ea.
C704L	74059393	52.59 ea.	PA1919FN	70256568	62.55 ea.	BT83910	71321111	13.44 ea.
C750L	70271437	32.01 ea.	PA2353	70569300	69.71 ea.			
BT778	4305722	33.39 ea.	PA2369	70263435	53.75 ea.			

** Contains additives, use with conventional anti-freeze.

Baldwin Filters for Case Tractors

See bottom of page for prices.



Model	Lube	Fuel	Outer Air	Inner Air	Cab Air	Hydraulic	Coolant
1190, 1194, 1290, 1294 w/David Brown eng.; 1390.	B229	BF825	PA2662	PA2678	—	—	—
1270 to s/n 8736000.	B9	BF897KIT	PA2339	PA2340	—	PT560KIT	BW5071
1270 s/n 8736001 & up.	BT261	BF897KIT	PA2403 With Aspirator PA2339 Without Aspirator	PA2404 With Aspirator PA2340 Without Aspirator	—	PT560KIT	BW5071
1370 to s/n 8727600.	B9	BF897KIT	PA2339	PA2340	PA2619	PT560KIT	BW5071
1370 s/n 8727601 & up.	BT261	BF897KIT	PA2403	PA2404	PA2619	PT560KIT	BW5071
1394.	B229	BF825	Check OEM No.	Check OEM No.	—	—	—
1410, 1412 to s/n 11200752.	P190 Ele.	BF825	PA2710	PA2711	—	—	—
1410, 1412 s/n 11200753 & up.	B229 Spin-on	BF825	PA2710	PA2711	—	—	—
1470 w/A504D or A504BD eng.	BT521	BF897KIT	PA1646FN	—	PA2356	—	—
1490, 1494 w/David Brown eng.	B229	BF825	PA2710	PA2711	—	—	—
1570 w/A504 eng.	B236	BF896 Pri. BF591 Sec.	PA2403	PA2404	PA2619	PT560KIT	—
1594.	B229	BF825	—	—	—	—	—
1690 w/David Brown eng.	B229	BF825	PA2662	PA2678	PA2617	—	—
2090 w/Case 504 dsl.; 2094.	B236	BF897KIT	PA2633FN	PA2634	PA2617	PT380KIT	BW5071
2290.	B236	BF896 Pri. BF591 Sec. 7" BF582 Sec. 5-1/2"	Check OEM No.	Check OEM No.	PA2617	PT380KIT	BW5071
2294.	B236	BF897KIT	PA2421	PA1967	PA2617	PT380KIT	BW5071
2390.	B236	BF896 Pri. BF591 Sec.	PA2371	PA2372	PA2617	PT380KIT	BW5071
2394.	B236	BF897KIT	PA2371	PA2372	—	—	BW5071
2470 w/A504BDT eng.	Check OEM No.	BF897KIT	PA2343	PA1996	Check OEM No.	BT38910 Spin-on PT560KIT Ele.	—
2590 w/Case 504 dsl.; 2594.	B236	BF897KIT	PA2371	PA2372	PA2617	PT380KIT	BW5071
2670 w/A504BDT eng.	B236	BF896 Pri. BF591 Sec.	PA2445	PA2446	Check OEM No.	BT38910 Spin-on PT560KIT Ele.	—
2870 w/Scania eng.	B229	BF896 Pri. BF591 Sec.	PA2591	PA2510	PA2617	BT38910	—
3294, 3394, 3594.	B236	BF896 Pri. BF591 Sec.	PA2371	PA2372	PA2617	—	BW5071
4490 w/504 eng.	B236	BF896 Pri. BF591 Sec.	PA2343	PA1996	PA2617	BT345KIT	BW5071
4690 w/504 eng.	B236	BF896 Pri. BF591 Sec.	PA2445	PA2446	PA2617	BT345KIT	BW5071
4890 w/Scania eng.	B229	BF896 Pri. BF591 Sec.	PA2591	PA2510	PA2617	BT345KIT	BW5071

Filter Prices for Case Tractors



Check and compare OEM Part No.'s before ordering.

Order No.	Replaces OEM No.	SHOUP Savings Price	Order No.	Replaces OEM No.	SHOUP Savings Price	Order No.	Replaces OEM No.	SHOUP Savings Price
B9	A64453	15.75 ea.	PA1646FN	S221313	68.50 ea.	PA2446	A44805	42.50 ea.
P190	K902125	21.95 ea.	PA1967	A47136	41.50 ea.	PA2510	A45695	68.95 ea.
B229	K200037	15.95 ea.	PA1996	A44638	43.50 ea.	PA2591	A45694	119.25 ea.
B236	A44081	15.45 ea.	PA2339	A43734	116.50 ea.	PA2617	F64318	74.50 ea.
BT261	A75294	12.50 ea.	PA2340	A43735	53.25 ea.	PA2619	143481C92	72.25 ea.
BT345KIT	A176594	87.75 ea.	PA2343	A44185	96.50 ea.	PA2633FN	A47032	79.50 ea.
PT380KIT	A46403	30.05 ea.	PA2356	T39515	50.05 ea.	PA2634	A47033	43.00 ea.
BT521	A62423	25.50 ea.	PA2371	A47145	92.95 ea.	PA2662	K200379	43.50 ea.
PT560KIT	A44012	32.25 ea.	PA2372	A47146	49.05 ea.	PA2678	K200380	59.95 ea.
BF582	A58713	15.25 ea.	PA2403	A44694	103.50 ea.	PA2710	K945043	56.25 ea.
BF591	A44068	19.25 ea.	PA2404	A44695	49.75 ea.	PA2711	K952344	54.95 ea.
BF825	84535312	8.25 ea.	PA2421	A47137	65.25 ea.	BW5071**	84605017	15.25 ea.
BF896	A58712	14.95 ea.	PA2445	A44804	109.25 ea.	BT38910	A45625	55.05 ea.
BF897KIT	A41745	24.75 ea.						

** Contains additives, use with conventional anti-freeze.



Model	Lube	Fuel	Outer Air	Inner Air	Cab Air	Hydraulic	Coolant
2N, 8N, 9N.	P40	—	—	—	—	—	—
TW5, TW10.	BT343 spin-on	BF884	PA2431	PA2432	Check OEM No.	Note A	—
TW15, TW20.	BT343 spin-on	BF884	PA2569	PA2435	Check OEM No.	Note A	—
TW30.	BT355 (2)	BF884	PA2620	PA2621	—	Note A	—
TW25, TW35.	BT343 (TW25) BT355 (TW35)	BF884	PA2620	PA2621	Check OEM No.	Note A	—
6610, 6710.	BT267 w/turbo BT111 w/o turbo	BF825 2.9" long BF884 4.3" long	PA2431	PA2432	Check OEM No.	Note B	—
6700 1/75 to 3/76.	BT111	BF825	PA2431	PA2432	Check OEM No.	Note B	—
6700 4/76 & up.	BT111	BF825	PA2587	PA2588	Check OEM No.	Note B	—
7000.	BT267 w/turbo BT216 w/o turbo	BF825	PA2431	PA2432	Check OEM No.	BT342	—
7600.	BT267 w/turbo BT216 w/o turbo	BF825	PA2431	PA2432	—	Note B	—
7610.	BT267 w/ turbo BT216 w/o turbo	BF825 2.9" long BF884 4.3" long	PA2431	PA2432	—	Note B	—
7700.	BT267 w/turbo BT216 w/o turbo	BF825	PA2431	PA2432	Check OEM No.	Note B	—
7710.	BT267 w/turbo BT216 w/o turbo	BF825 2.9" long BF884 4.3" long	PA2431	PA2432	Check OEM No.	Note B	—
6640, 7740.	Check OEM No.	BF587D	PA3491	PA3492	—	—	—
7810, 7910.	BT343	BF884	PA2431	PA2432	Check OEM No.	Note B	BW5071
7810S.	B7089	BF1226	Check OEM No.	Check OEM No.	—	Note B	—
8000.	P47 F-F Ele. P41 B-P Ele.	BF825	Check OEM No.	Check OEM No.	PA2353 Panel	Note A	—
8210.	BT343	BF884	PA2431	PA2432	Check OEM No.	Note B	—
7840, 8240, 8340.	Check OEM No.	BF587D	Check OEM No.	Check OEM No.	—	—	—
8530.	BT343	BF884	PA2431	PA2432	—	—	—
8200, 8400, 8600.	BT343 Spin-on P47 FF Ele. P41 BP Ele.	BF825	PA2431	PA2432	—	BT342	—
8630.	BT343	BF884	PA2569	PA2435	—	—	—
8700.	P47 Ele. BT343 Spin-on	BF825	PA2431	PA2432	—	Check OEM No.	—
8730.	BT343	BF884	PA2620	PA2621	—	Check OEM No.	—
8830.	BT355	BF884	PA2620	PA2621	—	Check OEM No.	—
8670, 8770, 8870, 8970.	B7089	BF1231	PA3655	PA3656	PA3824	BT8851MPG	BW5074
8670A, 8770A, 8870A, 8970A.	B7215	BF1231	PA3655	PA3656	PA3824	Check OEM No.	BW5074

Filter Prices for Ford Tractors

Check and compare OEM Part No.'s before ordering.

Note A

BT342	6-5/8" long	3-11/16" OD
BT424	7" long	5-1/16" OD
BT425	8-15/16" long	5-1/16" OD

Note B

BT8504	6-5/8" long
BT354	5-3/8" long
BT5	3-15/16" long
PT548	Power Steering

Order No.	Replaces OEM No.	SHOUP Savings Price	Order No.	Replaces OEM No.	SHOUP Savings Price	Order No.	Replaces OEM No.	SHOUP Savings Price
BT5	86546606	19.18 ea.	BF587D	86555246	21.75 ea.	PA2620	D8NN9B618AA	139.94 ea.
P40	86546605	15.80 ea.	BF825	83937061	8.25 ea.	PA2621	D8NN9R500AA	75.79 ea.
P41	C7NN6N605A	16.49 ea.	BF884	86570171	23.37 ea.	PA3491	82008600	124.00 ea.
P47	86546611	20.12 ea.	BF1226	87800220	22.75 ea.	PA3492	82008601	80.15 ea.
BT111	86546614	15.09 ea.	BF1231	87840136	39.65 ea.	PA3655	9846494	154.32 ea.
BT216	87800083	18.70 ea.	PA1609	E6NN9601AB	90.13 ea.	PA3656	9846495	71.56 ea.
BT267	86546609	15.80 ea.	PA2306	E6NN9R500CB	64.43 ea.	PA3798	E4NN94000N20AF	74.44 ea.
B336	E8NN6714BA	16.68 ea.	PA2353	134692	69.71 ea.	PA3824	9823782	92.60 ea.
BT342	86546610	23.89 ea.	PA2431	E9NN9601AA	72.25 ea.	BW5071 **	9672301	15.25 ea.
BT343	86546615	38.34 ea.	PA2432	D1NN9R500A	52.12 ea.	BW5074 **	861361	36.82 ea.
BT354	D8NNB486EA	23.72 ea.	PA2435	E6NN9R500FB	64.05 ea.	B7089	81879134	20.52 ea.
BT355	86546616	19.96 ea.	PA2514	D6NN9R500A	69.46 ea.	B7215	84518337	14.75 ea.
BT424	D8NNM903FA	42.55 ea.	PA2569	E6NN9B618BB	150.30 ea.	BT8504	D8NNB486CA	19.88 ea.
BT425	D8NNM903EB	66.36 ea.	PA2587	E9NN9B618AA	104.45 ea.	BT8851MPG	9821387	67.75 ea.
PT548	EDPN3K758A	20.93 ea.	PA2588	D6NN9R500B	53.56 ea.	** Contains additives, use with conventional anti-freeze.		



Model	Lube	Fuel	Outer Air	Inner Air	Cab Air	Hydraulic	Coolant
706 w/C263 eng.	PT185	PF224	PA2657FN	—	—	PT268	—
706 w/C291 eng.; 806 gas.	PT185	PF224	PA1710	—	—	PT268	—
706 w/D282 eng.	PT185 Ele. B299 Spin-on	—	PA1707FN	—	—	PT268	—
706 w/D310 eng.	BT536 4-3/8" B167 7-1/8"	BF825 Can PF950 Ele. BF7591D Spin-on	PA1709	—	—	PT268	—
756, 826, 856 gas.	PT185	PF224	PA1900	PA1899	—	PT268	—
756 dsl.	BT536 4-3/8" B167 7-1/8"	BF825 Can PF950 Ele. BF7591D Spin-on	PA1900	PA1899	—	PT268	—
766 gas.	BT536 4-3/8" B167 7-1/8"	—	PA2392	PA2381	—	PT268	—
766 dsl.	B299 (2)	BF984 Pri. BF588 Sec.	PA2314	PA2332	—	PT268	—
786 dsl.; 886 w/IH D358 eng.	BT536	BF7591D	PA2314	PA2332	—	PT268	BW5071
806 dsl.	PT185	—	PA1709	—	—	PT268	—
826 dsl.	BT536 4-3/8" B167 7-1/8"	BF7591D (2)	PA2314	PA2332	—	PT268	—
856 dsl.	PT185 Ele. (2) BT536 (2)	BF979 Pri. BF970 7" Sec.	PA1898	PA1897	PA1709	PT268	—
886 w/IHC D360 eng.	B299	BF984 Pri. BF588 Sec.	PA2314	PA2332	PA2619	PT268	BW5071
966.	B299 (2)	BF984 Pri. BF588 Sec.	PA2314	PA2332	PA2411	PT268 Hyd. PT546 Hydro	BW5071
986.	B299 (2)	BF979 Pri. BF588 Sec.	PA2551	PA2332	PA2619	PT268	BW5071
1026.	PT185 (2)	BF979 Pri. BF970 7" Sec. BF978 8-3/4" Sec.	PA1837FN	PA1836	—	PT268 Hyd. PT546 Hydro	—
1066.	B299 (2)	BF979 Pri. BF588 Sec.	Check OEM No.	Check OEM No.	PA2411	PT268 Hyd. PT546 Hydro	BW5071
1086.	B299 (2)	BF979 Pri. BF588 Sec.	Check OEM No.	Check OEM No.	PA2619	PT268	BW5071
1206.	PT185 (2)	—	PA1837FN	PA1836	—	PT268	—
1256, 1456.	PT185 (2)	BF979 Pri. BF970 7" Sec. BF978 8-3/4" Sec.	PA1837FN	PA1836	—	PT268	—
1466.	B299 (2)	BF979 Pri. BF588 Sec.	Check OEM No.	Check OEM No.	PA2411	PT268	—
1468, 1568.	B167 (2)	BF979 Pri. BF588 Sec.	PA2318	PA2319	PA2411	PT268	—
1486, 1566, 1586.	B299 (2)	BF979 Pri. BF588 Sec.	PA2434	PA2435	PA2619 1480 & 1586 only	PT268	BW5071
5088, 5288, 5488.	B299 (2)	BF979 Pri. BF588 Sec.	PA2434	PA2435	PA2619	PT268 (2) BT372MPG (1)	BW5071

Filter Prices for International Tractors

Check and compare OEM Part No.'s before ordering.

Order No.	Replaces OEM No.	SHOUP Savings Price	Order No.	Replaces OEM No.	SHOUP Savings Price	Order No.	Replaces OEM No.	SHOUP Savings Price
B167	398080R2	15.25 ea.	BF979	A184773	18.95 ea.	PA2319	537338R2	57.25 ea.
PT185	323827R91	12.95 ea.	BF984	A184772	16.25 ea.	PA2332	87682970	38.05 ea.
PF224	64400DC	18.80 ea.	PA1707FN	383731R93	63.50 ea.	PA2338FN	537336R1	86.25 ea.
PT268	528493R3	22.45 ea.	PA1709	383711R94	51.25 ea.	PA2381	537335R3	31.95 ea.
B299	A184775	14.75 ea.	PA1710	383732R94	51.25 ea.	PA2392	537334R1	44.50 ea.
BT372MPG	1272942C1	40.50 ea.	PA1836	392516R91	45.50 ea.	PA2411	537268R2	69.95 ea.
BT536	3136046R93	13.50 ea.	PA1837FN	392517R91	82.95 ea.	PA2434	67974C4	77.45 ea.
PT546	69878C91	21.25 ea.	PA1897	401268R1	57.25 ea.	PA2435	67975C1	64.05 ea.
BF588	A184774	17.50 ea.	PA1898	401270R1	60.25 ea.	PA2551	71912C2	63.25 ea.
BF825	3044506R93	8.25 ea.	PA1899	401267R1	45.50 ea.	PA2619	143481C92	72.25 ea.
PF950	3132015R92	17.05 ea.	PA1900	401269R1	60.75 ea.	PA2657FN	384812R93	40.50 ea.
BF970	28-25	14.25 ea.	PA2314	529851R2	48.75 ea.	BW5071 **	84605017	15.25 ea.
BF978	702253C1	19.95 ea.	PA2318	537337R1	86.05 ea.	BF7591D	1967094C1	22.25 ea.

** Contains additives, use with conventional anti-freeze.

Baldwin Filters for Case-IH Tractors



See pgs. 421-422 for prices.

Model	Lube	Fuel	Outer Air	Inner Air	Cab Air	Hydraulic	Coolant
5120, 5220.	BT427	BF1280 Pri. BF788 Sec.	PA2418FN	PA2419	PA2619	—	BW5071
5130, 5140, 5230, 5240.	BT7349	BF1280 Pri. BF788 Sec.	PA2418FN	PA2419	PA2619	—	BW5071
5250.	BT7349	BF1280 Pri. BF788 Sec.	PA2633FN	PA2634	PA2619	—	BW5071
7110, 7120, 7130, 7140, 7150.	B205 8-1/8" BD324 9-5/8"	BF1280 Pri. BF788 Sec.	PA2777	PA2539	PA2619	BT8850MPG 9-5/8" BT23542MPG 14-1/4"	BW5071
7210, 7220, 7230, 7240, 7250.	BD324	BF1280 Pri. BF788 Sec.	PA2777	PA2539	PA2619	BT8850MPG 9-5/8" BT23542MPG 14-1/4"	BW5071
8910, 8920, 8930, 8940, 8950.	BD324	BF1280 Pri. BF788 Sec.	PA2777	PA2539	—	BT8850MPG 9-5/8" BT23542MPG 14-1/4"	BW5071
MX100, MX110, MX120, MX135, MX150, MX170.	BT7349	BF1226	RS3934	RS3935	PA5649	Check OEM No.	—
MXM120, MXM130, MXM140, MXM155.	B7215	Check OEM No.	Check OEM No.	Check OEM No.	—	Check OEM No.	—
MXU125, MXU135.	B7327	Check OEM No.	Check OEM No.	RS3885	—	BT8382	—
MXU130.	B7327	Check OEM No.	RS3884	RS3885	—	—	—
MXM175.	B7215	Check OEM No.	—	—	—	—	—
MX180, MX200, MX210, MX220, MX230, MX240, MX255, MX270, MX285.	BD324	Check OEM No.	RS4576	RS4577	RS5591XP	Check OEM No.	BW5071
MX215, MX245, MX275, MX305.	—	BF7815 Pri. BF1385SPS Fuel Water Sep. w/sensor	RS5455 to s/n Z8RZ03733	RS5456 to s/n Z8RZ03733	RS5591XP	BT8851MPG 9-19/32" BT23542MPG 14-1/4"	BW5071
Magnum 180, 190, 210, 225 to s/n ZARH.	B7327	BF7922 BF1365 w/drain	—	—	RS5591XP	BT8840MPG CVT BT8432MPG PST	BW5071
Magnum 180 s/n ZARH & up, 200, 220, 240.	B7327	BF7922 BF1365 w/drain BF7881 box style	CA5788	PA5515	RS5591XP	BT8840MPG CVT BT8432MPG PST	—
Magnum 190, 210 s/n ZARH & up.	B7327	BF7922 BF1365 w/drain	—	—	RS5591XP	BT9421MPG	—
Magnum 225 s/n ZARH & up.	B7327	BF7922 BF1365 w/drain	—	—	RS5591XP	BT8840MPG 6-1/8" BT9365MPG 11-1/2"	—
Magnum 255.	BD324	BF1280 Pri. BF788 Sec.	RS5455	RS5456	RS5591XP	—	BW5071
Magnum 215, 245, 275, 305, 335.	—	BF7815 Pri. BF1385SPS Fuel Water	*RS5455 *Outer and Inner Air to s/n Z8RZ03733.	*RS5456	RS5591XP	BT8851MPG 9-19/32" BT23542MPG 14-1/4"	BW5071
Magnum 235, 250, 260, 280, 290, 315, 340, 370, 380.	—	Check OEM No.	CA5791	PA5792	RS5591XP	BT23542MPG	—
9110, 9130 to eng. s/n 44500128.	B205	BF1280 Pri. BF788 Sec.	PA2673	PA2674	PA2101A	PT207HD10 Ele. BT8850MPG Spin-on	BW5071
9110, 9130 eng. s/n 44500129 & up.	BD324	BF1280 Pri. BF788 Sec.	PA2673	PA2674	PA2101A	BT8850MPG	BW5071
9150 w/Cat eng.	B76	BF970	PA2409	PA2410	PA2101A	PT207HD10 Ele. BT8850MPG Spin-on	BW5071
9150 w/Cummins eng. to PIN JCB0003599.	B96 F-F B7577 B-P	BF957	PA2409	PA2410	PA2101A	BT8850MPG	BW5071
9150 w/Cummins eng. PIN JCB0003600 & up.	BD103	BF1259	PA2409	PA2410	PA2101A	BT8850MPG	BW5071
9170, 9180 w/Cat eng.	B99	BF614	PA2713	PA2714	PA2101A	BT8850MPG	BW5071
9170, 9180 w/Cummins eng. to PIN JCB0003599.	B96 F-F B7577 B-P	BF957	PA2713	PA2714	PA2101A	PT207HD10 Ele. BT8850MPG Spin-on	BW5071
9170, 9180 w/Cummins eng. PIN JCB0003600 & up.	BD103	BF957	PA2713	PA2714	PA2101A	BT8850MPG	BW5071
9190 w/Cummins eng.	B96 F-F B7577 B-P	BF957	PA1975	PA2672	PA1798	BT28710	BW5071
9210, 9230, 9240.	BD324	BF1280 Pri. BF788 Sec.	PA2673	PA2674	PA2101A	BT8850MPG	BW5071
9250, 9260.	BD103	BF1259	PA2345	PA2346	PA2101A	BT8850MPG	BW5071
9270, 9280 to PIN JEE0033500.	BD103	BF1259	PA2713	PA2714	PA2101A	BT8850MPG	BW5071
9270, 9280 PIN JEE0033501 & up.	BD103	BF1259	RS3718	RS3719	PA2101A	BT8850MPG	BW5071
9310, 9330.	BD103	BF1280 Pri. BF788 Sec.	*PA2673 *Outer and Inner Air to PIN 0036500.	*PA2674	PA2101A	BT8850MPG	BW5071
9350.	BD103	BF1259	RS3718	RS3719	PA2101A	BT8850MPG	BW5071
9370, 9380, 9390 to PIN 0036500.	BD103	BF1259	RS3718	RS3719	PA2101A	BT8850MPG	BW5071
9370, 9380, 9390 PIN 0036501 & up.	BD103	BF1259	RS3720	RS3721	PA2101A	BT8850MPG	BW5071

Baldwin Filters for Case-IH Tractors (cont.)



See pgs. 421-422 for prices.

Model	Lube	Fuel	Outer Air	Inner Air	Cab Air	Hydraulic	Coolant
STX275.	BD7309	BF7693 In-line BF1272SPS Fuel Water Sep. w/sensor	RS5455	RS5456	RS5591XP	Check OEM No.	BW5071
STX280.	BD7153	BF7815 Pri. BF1385SPS Fuel Water Sep. w/sensor	RS5455	RS5456	RS5591XP	** BT9421MPG BT8850MPG	BW5071
STX325 to s/n JEE0099501.	BD7309	BF7693 In-line BF1272SPS Fuel Water Sep. w/sensor	RS5455	RS5456	RS5591XP	** BT9362MPG BT8850MPG	BW5071
STX325 s/n JEE0099501 & up.	BD7309	BF7693 In-line BF1272SPS Fuel Water Sep. w/sensor	RS5455	RS5456	RS5591XP	** BT9421MPG BT8850MPG	BW5071
Steiger 330, 335; STX330.	—	BF7815 Pri. BF1385SPS Fuel Water Sep. w/sensor	RS5455	RS5456	RS5591XP	** BT9421MPG BT8850MPG	BW5071
Steiger 350.	—	BF1383-O Fuel Water Sep.	CA5791	PA5792	RS5591XP Round	—	—
Steiger 370.	B7174MPG	BF1383-O Fuel Water Sep.	CA5791	PA5792	RS5591XP Round	—	—
STX375.	BD7153	—	Check OEM No.	Check OEM No.	RS5591XP	** BT9421MPG BT8850MPG	BW5086
Steiger 380, 385, 430, 435, 485.	B7174MPG (2)	BF7927 Pri.	—	—	RS5591XP Round	** BT9421MPG BT8850MPG	—
Steiger 400.	P7495	BF1383-O Fuel Water Sep.	—	PA5792	RS5591XP	—	—
Steiger 420, 470.	—	—	—	—	RS5591XP Round	—	—
STX425, STX440, STX450.	BD7153	BF1277SP Fuel Water Sep. w/o sensor	RS4579 14-7/32"OD RS3530 12-31/32"OD	RS4580 9-3/32"OD RS3531 6-7/8"OD	RS5591XP	Check OEM No.	—
Steiger 450.	P7495	BF1383-O Fuel Water Sep.	CA5791	PA5792	—	—	—
Steiger 480, 530; STX480, STX530.	BD7153	Check OEM No.	—	—	RS5591XP Round	** BT9421MPG BT8850MPG	BW5086
Steiger 500 w/Interim T4 Iveco eng.	P7495	BF7927 BF1383-O Fuel Water Sep.	CA5791	PA5792	—	—	—
Steiger 500, 540, 580, 620.	—	—	CA5791	PA5792	RS5591XP Round	—	—
STX500.	BD7153	BF1277SP Fuel Water Sep. w/o sensor	RS4989 24-27/32"long RS4579 19-3/8"long	RS4629 24-5/8"long RS4580 19-3/32"long	RS5591XP	** BT9421MPG BT8850MPG	BW5086
Steiger 550, 600.	—	—	CA5791	PA5792	—	—	—

** 1 used under batter box.

Baldwin Filters for Case-IH Combines (cont.)

See pgs. 421-422 for prices.

Model	Lube	Fuel	Outer Air	Inner Air	Cab Air	Hydraulic	Coolant
1440.	B299 (2)	BF979 Pri. BF588 Sec.	PA1884	PA1911	PA2619	PT268	BW5071
1460, 1480.	B299 (2)	BF979 Pri. BF588 Sec.; BF788 Sec.	PA2466	PA2467	PA2619	PT268	BW5071
1640 w/DT466 eng.	B299 (2)	BF979 Pri. BF588 Sec.	PA1884	PA1911	PA2619	PT268	BW5071
1640 w/Case 6TA-590 eng.	BT7349	BF788	PA2466	PA2467	PA2619	PT268 Ele. BT8308MPGKIT Spin-on	BW5071
1660, 1680 w/DT466 eng.	B299 (2)	BF979 Pri. BF588 Sec.	PA2466	PA2467	PA2619	PT268	BW5071
1660 w/Case eng. to s/n 44489286; 1680 w/Case eng. to s/n 44500594.	B205	BF788 BF892 Fuel Water Sep.	PA2466	PA2467	PA2619	PT268	BW5071
1660 w/Case eng. s/n 44489287 & up; 1680 w/Case eng. s/n 44500595 & up.	BD324	BF788 BF892 Fuel Water Sep.	PA2466	PA2467	PA2619	PT268	BW5071
1644.	BT7349	BF788 BF892 Fuel Water Sep.	PA2777	PA2539	PA2619	BT8308MPGKIT	BW5071
1666 to s/n JJC0106004; 1688 to s/n JJC0120459.	BD324	BF788 BF892 Fuel Water Sep.	PA2345	PA2346	PA2619	BT8308MPGKIT	BW5071
1666 s/n JJC0106005 & up; 1688 s/n JJC0120460 & up, 2166, 2188.	BD324	BF788 BF892 Fuel Water Sep. (2166, 2188 check OEM No.)	RS3718	RS3719	Check OEM No.	BT8308MPGKIT	BW5071
2144.	BT7349	BF788 BF892 Fuel Water Sep. (check OEM No.)	RS3718	RS3719	—	BT8308MPGKIT	—
2344.	BT7349	BF1259 9-1/2" Pri. BF788 4-27/32" Sec.	RS3926	RS3927	RS5593XP Round Outside	BT8308MPGKIT	—
2366 to s/n JJC0255699; 2377 to s/n HAJ0925000; 2388 to s/n JJC0272999.	BD324	BF1259 9-1/2" Pri. BF1212 7-7/16" Pri. BF788 4-27/32" Sec.	RS3926	RS3927	RS5593XP Round Outside	BT8308MPGKIT	BW5071
2366 s/n JJC0255700 & up; 2377 s/n HAJ0925001 & up; 2388 s/n JJC0273000 & up.	BD7309	BF1259 9-1/2" Pri. BF1212 7-7/16" Pri. BF788 4-27/32" Sec.	RS3926	RS3927	RS5593XP Round Outside	BT8308MPGKIT	BW5071



Model	Lube	Fuel	Outer Air	Inner Air	Cab Air	Hydraulic	Coolant
2577, 2588.	BD7309	BF7815	RS3926	RS3927	RS5593XP Round Outside	BT8308MPGKIT	BW5071
5088, 6088, 7088.	BD7309	BF7815	RS3926	RS3927	RS3544	BT8308MPGKIT	BW5071
5130.	B7327	BF1365 Pri. BF7922 Sec.	RS3926	RS3927	RS3544 Outside Note C Inside	BT8308MPGKIT	
5140, 5150, 6140, 6150, 7140, 7150.	B7327 (2) 6-5/8" B7174MPG (1) 9-1/8"	BF1365 Spin-on Pri. BF7922 7-1/4" Sec. BF7696 8-1/8" Sec.	RS3926	RS3927	RS3544 Outside PA5668 Element Inside	BT8308MPGKIT	—
6130, 7130.	B7174MPG	BF1365 Pri. PF46003 Cartridge Sec. BF7696 Spin-on Sec.	RS3926	RS3927	RS3544 Outside Note C Inside	BT8308MPGKIT	—
7010.	B7174MPG	BF1365 Pri. BF7696 Sec.	RS3926	RS3927	RS3544 Outside PA30126 Element Inside	Note B	—
7230.	B7174MPG	BF1365 Spin-on Pri. BF7696 Sec.	RS5472	RS5471	RS3544 Outside Note A Inside	Note B	—
7120, 8010, 8120.	B7174MPG (2) (7120 1 used)	BF1217 Pri. BF7927 Sec.	Check OEM No.	Check OEM No.	RS3544 Outside PA30126 Element Inside	Note B	—
AFX8010.	B7174MPG (2)	BF1217 Pri. Check OEM Sec.	RS3926	RS3927	RS3544 Outside PA30126 Element Inside	Note B	—
8230, 9230.	B7174MPG (2)	BF1365 Pri. PF46003 Sec.	RS5472	RS5471	RS3544 Outside Note A Inside	Note B	—
9120.	B7174MPG	BF1217 Pri. BF7927 Sec.	RS3926	RS3927	RS3544 Outside PA30126 Element Inside	Note B	—



Check and compare OEM Part No.'s before ordering.

Filter Prices for Case-IH Tractors & Combines

Note A

PA5668 Common Cab (2013 & up)
PA30126 Standard Cab (2012)

Note C

PA5668 Common Cab (2013 & up)
N/A Standard Cab (2012)

Note B

BT23542MPG 14-1/4" long
BT9362MPG 11-1/2" long
BT8841MPG 6-3/32" long

Filter Prices for Case-IH continued see pg. 422.

Order No.	Replaces OEM No.	SHOUP Savings Price
B96	1-2187	25.50 ea.
B99	1-2335	33.25 ea.
BD103	90-7101T1	49.50 ea.
PT185	323827R91	12.95 ea.
B205	A77537	31.95 ea.
PT207HD10	50-2689T91	34.50 ea.
PT268	528493R3	22.45 ea.
B299	A184775	14.75 ea.
BD324	84229397	59.05 ea.
BT427	84496951	15.25 ea.
BF587D	84214564	21.75 ea.
BF588	A184774	17.50 ea.
BF614	1-2334	23.50 ea.
BF788	84557099	16.75 ea.
BF892	A184776	22.95 ea.
BF957	28-35	14.05 ea.
BF970	28-25	14.25 ea.
BF978	702253C1	19.95 ea.
BF979	A184773	18.95 ea.
BF1212	90-3941T1	24.75 ea.
BF1217	84348883	35.45 ea.
BF1226	71104220	22.75 ea.
BF1259	84557707	21.75 ea.
BF1272SPS	J800394	34.15 ea.
BF1277SP	419858A1	54.95 ea.
BF1280	84476807	20.25 ea.
BF1365	84348882	28.75 ea.
BF1371	84170818	27.50 ea.

Order No.	Replaces OEM No.	SHOUP Savings Price
BF1383-O	84303715	95.50 ea.
BF1385SPS	84477359	46.75 ea.
PA1798	54-304T1	26.95 ea.
PA1836	392516R91	45.50 ea.
PA1837FN	392517R91	82.95 ea.
PA1884	87682983	59.95 ea.
PA1911	87682968	56.50 ea.
PA1975	1-3898S1	158.50 ea.
PA2101A	60-4452T2	18.75 ea.
PA2332	87682970	38.05 ea.
PA2345	627975C3	112.45 ea.
PA2346	627976C1	48.50 ea.
PA2409	90-6017S1	102.25 ea.
PA2410	90-6018T1	69.45 ea.
PA2418FN	87704240	68.25 ea.
PA2419	87682966	33.05 ea.
PA2466	932391C2	88.50 ea.
PA2467	932390C1	48.50 ea.
PA2524FN	690049C2	48.35 ea.
PA2539	A171256	42.05 ea.
PA2619	143481C92	72.25 ea.
PA2633FN	A47032	79.50 ea.
PA2634	A47033	43.00 ea.
PA2672	1-3899	86.50 ea.
PA2673	90-6443T1	78.25 ea.
PA2674	90-6444T1	56.95 ea.
PA2713	90-4203S1	100.25 ea.
PA2714	90-4204T1	59.95 ea.

Order No.	Replaces OEM No.	SHOUP Savings Price
PA2777	A171255	73.50 ea.
RS3530	319468A1	85.25 ea.
RS3531	319469A1	70.05 ea.
RS3544	87682993	47.50 ea.
RS3718	132151A1	134.25 ea.
RS3719	132149A1	67.25 ea.
RS3720	90-8300T1	116.75 ea.
RS3721	90-8301T1	86.25 ea.
RS3734	87682990	86.95 ea.
RS3884	87704248	108.95 ea.
RS3885	87683000	41.45 ea.
RS3926	86998333	138.50 ea.
RS3927	86998332	81.75 ea.
RS3934	187471A1	66.50 ea.
RS3935	8602996	39.95 ea.
PA3948	87394880	143.50 ea.
PA3949	82034441	110.50 ea.
RS4576	87440031	116.75 ea.
RS4577	294293A1	49.25 ea.
RS4579	426020A1	176.75 ea.
RS4580	426021A1	88.50 ea.
RS4629	84530498	99.25 ea.
RS4989	87417040	136.95 ea.
BW5071 **	84605017	15.25 ea.
BW5086	324618A1	75.50 ea.
RS5455	84475951	103.25 ea.
RS5456	87409407	59.75 ea.
RS5471	84305935	148.25 ea.

** Contains additives, use with conventional anti-freeze.

Filter Prices for Case-IH Tractors & Combines (cont.)



Check and compare OEM Part No.'s before ordering.

Order No.	Replaces OEM No.	SHOUP Savings Price	Order No.	Replaces OEM No.	SHOUP Savings Price	Order No.	Replaces OEM No.	SHOUP Savings Price
RS5472	84305930	185.95 ea.	B7577	90-1158T1	28.05 ea.	BT8432MPG	84226263	115.65 ea.
PA5515	84579126	66.45 ea.	BF7591D	1967094C1	22.25 ea.	BT8840MPG	87588814	60.95 ea.
RS5591XP	87684088	47.75 ea.	B76	28-36	16.75 ea.	BT8841MPG	84523925	59.00 ea.
RS5593XP	247752A1	73.75 ea.	BF7677D	87802921	26.15 ea.	BT8850MPG	84239751	59.95 ea.
PA5649	87761808	36.25 ea.	BF7693	84278141	15.95 ea.	BT8851MPG	402652A1	67.75 ea.
PA5668	360260A2	101.25 ea.	BF7696	84597064	40.25 ea.	BT8901MPG	1976934C5	59.25 ea.
CA5788	84579125	120.50 ea.	BF7746D	87802927	40.95 ea.	BT9362MPG	254353A1	121.25 ea.
CA5791	87356545	163.95 ea.	BF7784D	87802923	29.25 ea.	BT9365MPG	87707945	104.95 ea.
PA5792	87356547	122.50 ea.	BF7815	87360565	29.95 ea.	BT9421MPG	87404986	106.50 ea.
BD7153	84372057	83.95 ea.	BF7881	336430A1	58.05 ea.	BF9920	84477362	66.25 ea.
B7174MPG	84346773	65.50 ea.	BF7912	84477370	50.25 ea.	BT23542MPG	84487937	111.25 ea.
B7215	84518337	14.75 ea.	BF7922	84412164	30.45 ea.	BT28710	18-498	30.95 ea.
BD7309	84485647	55.25 ea.	BF7927	84597068	63.50 ea.	PA30126	84058793	52.50 ea.
B7327	84228488	25.95 ea.	BF7998	84565884	32.67 ea.	PF46003	5801439820	83.25 ea.
BT7349	47368538	14.50 ea.	BT8308MPGKIT	1329214C1	118.95 ea.	BF46150-O	84423586	125.05 ea.
P7495	5801592262	107.95 ea.	BT8382	84248043	54.95 ea.			



Engine Oil Filter for M & W Turbos

Fits: All M & W Turbos.

Order No.	Filter Type	Replaces M & W No.	
BT541	Spin-On	4E023	15.04 ea.

Baldwin Filters for John Deere Tractors



See pgs. 425-426 for prices.

Model	Lube	Fuel	Outer Air	Inner Air	Cab Air	Hydraulic	Coolant
2030 to s/n 190320.	BT259	Check OEM No.	PA1667FN	—	—	PT87S	—
2030 s/n 190320 & up.	BT259	Check OEM No.	PA2380FN	PA2381	—	PT87S	—
2040.	BT259	BF909	Check OEM No.	Check OEM No.	—	Check OEM No.	—
2150; 2155 to s/n 622000.	BT259	BF909	PA2380FN	PA2381	—	PT87S	—
2155 s/n 622001 & up.	BT259	BF909	PA3778	PA2381	—	PT87S	—
2240 to s/n 190319.	BT259	BF909	PA1667FN	—	—	PT87S	—
2240 s/n 190320 & up.	BT259	BF909	PA2380FN	PA2381	—	PT87S	—
2255, 2350.	BT259	BF909	PA2380FN	PA2381	Check OEM No.	PT87S	—
2355 to s/n 634103.	BT259	BF909	PA2845	—	Check OEM No.	PT87S	—
2355 s/n 634103 & up.	BT259	BF909	PA3778	PA2381	—	PT87S	—
2440 to s/n 272224.	BT259	BF909	PA1667FN	—	—	PT87S	—
2440 s/n 272225 & up.	BT259	BF909	PA2380FN	PA2381	—	PT87S	—
2510; 2520 (68-72).	BT259	BF825 dsl. BF843 gas	PA1882 w/o fins PA1752FN w/fins	—	—	PT87S	—
2550.	BT259	BF909	PA2380FN	PA2381	Check OEM No.	PT87S	—
2555 to s/n 634103.	BT259	BF909	PA2845	—	Check OEM No.	PT87S	—
2555 s/n 634103 & up.	BT259	BF909	PA3778	PA2381	Check OEM No.	PT87S	—
2630, 2640.	BT259	BF909	PA2380FN	PA2381	—	PT87S	—
2750.	BT259	BF909	PA2635FN	PA2644	Check OEM No.	PT87S	—
2755, 2955.	BT259	BF909	PA2845	—	Check OEM No.	PT87S	—
2840.	BT259	BF909	PA1794FN	PA2622	—	—	—
2940, 2950.	BT259	BF909	PA2635FN	PA2644	Check OEM No.	PT87S	—
3010.	PT631	PF814 Ele. BF948JD Spin-on	—	—	—	PT87S	—
3020.	PT631	BF948JD Spin-on PF814 Ele. BF909 Box	PA1882 w/o fins PA1752FN gas or LP w/fins PA1753FN dsl. w/fins	—	PA2352	PT87S	—
3155.	BT259	BF909	PA2845	—	Check OEM No.	PT87S	—
4010.	PT631	PF814	—	—	—	PT87S	—
4000, 4020.	PT631	PF814 Ele. BF909 Box BF948JD Spin-on	PA1794FN dsl. w/ fins PA1753FN gas w/ fins PA1940 w/o fins	—	—	PT87S	—
4030.	BT259	BF909	PA2369	PA2370	PA2352	Check OEM No.	—
4040.	BT287	BF909	PA2369	PA2370	PA2352	PT390MPG	—
4050 w/6359 eng.	BT259	BF909	PA2369	PA2370	PA2352	PT390MPG	—
4050 w/6466 eng.; 4055.	BT486	BF959	PA2546	PA2547	PA2352	PT390MPG	—



Model	Lube	Fuel	Outer Air	Inner Air	Cab Air	Hydraulic	Coolant
4230 dsl.	BT287	BF909	PA2369	PA2370	PA2352	Check OEM No.	—
4240.	BT287	BF909	PA2369	PA2370	PA2352	PT390MPG	—
4250, 4255.	BT486	BF959	PA2546	PA2547	PA2352	PT390MPG	—
4320 (71-72).	BT287	BF909	PA2546	PA2547	—	PT87S	—
4430.	BT287	BF909	PA2546	PA2547	PA2352	Check OEM No.	—
4440.	BT287	BF909	PA2546	PA2547	PA2352	PT390MPG	B5134
4450, 4455.	BT486	BF959	PA2546	PA2547	PA2352	PT390MPG	—
4555.	BT486	BF959	PA2529	PA2530	PA2352	PT390MPG	—
4560.	BT486	BF959	PA3469	PA3470	PA2352	PT390MPG	BW5136
4630.	BT287	BF909	PA2367	PA2368	PA2352	Check OEM No.	—
4640.	BT287	BF909	PA2529	PA2530	PA2352	PT390MPG	B5134
4650.	BT486	BF959	PA2529	PA2530	PA2352	PT390MPG	B5134
4755 to s/n 10001.	BT486	BF959	PA2529	PA2530	PA2352	PT390MPG	—
4755 s/n 10001 & up.	BT486	BF959	PA3469	PA3470	PA2352	PT390MPG	—
4760.	BT486	BF959	PA3469	PA3470	PA2352	PT390MPG	BW5136
4840.	BT287	BF909	PA2529	PA2530	PA2352	PT390MPG	B5134
4850.	BT486	BF959	PA2529	PA2530	PA2352	PT390MPG	B5134
4955 to s/n 10001.	BT486	BF959	PA2529	PA2530	PA2352	PT390MPG	—
4955 s/n 10001 & up.	BT486	BF959	PA3469	PA3470	PA2352	PT390MPG	—
4960.	BT486	BF959	PA3469	PA3470	PA2352	PT390MPG	BW5136
5020.	PT87S	BF948JD Spin-on PF814 Ele. BF909 Glass Box	PA1902FN PA1636FN Single	PA1982	—	PT87S	—
5200, 5300.	BT259	BF7673D	PA1667FN	PA2489	—	BT8309MPG	—
5400.	BT259	BF7673D	PA3779FN	PA2670	—	BT8309MPG	—
5410.	B7125	BF7675D	RS3544	RS3545	—	BT8309MPG	—
5500.	BT259	BF7673D	PA3779FN	PA2670	—	BT8309MPG	—
5420, 5510, 5510N, 5520.	B7125	BF7675D	RS3544	RS3545	—	BT8309MPG	—
6030 w/531A eng. w/ turbo.	BT287	BF909	PA2343	PA1996	PA2352	PT87S	—
6030 w/531D eng.	PT87S	BF909	PA1902FN	PA1982	PA2352	PT87S	—
6200, 6300, 6400.	BT259	BF7674D	PA3796	PA3797	PA3928 Outside	Check OEM No.	—
6110, 6210, 6310, 6410.	B7125	BF7673D	PA3796	PA3797	PA3928 Outside	Check OEM No.	—
6230, 6230 Prem., 6330, 6330 Prem., 6430, 6430 Prem.	B7322	BF46045D Pri. BF9808D Sec.	CA4702	PA4704	PA3928 Outside	—	—
7130, 7130 Prem.	B7322	BF9891D Pri. BF7949D fuel water sep.	CA4702	PA4704	PA3928 Outside	—	—
7200.	BT259	BF7674D	PA3796	PA3797	Note A	Check OEM No.	—
7210, 7410, 7510.	B7125	BF7674D	PA3918	PA3919	Note A	Check OEM No.	—
7400.	BT259	BF7674D	PA3918	PA3919	Note A	Check OEM No.	—
7220, 7320, 7420; 7520 (03-09).	B7322	Check OEM No.	—	—	PA3928 Outside	Check OEM No.	—
7520 (72-75).	BT287	BF909	PA2343	PA1996	PA2352	PT87S	—
7230, 7230 Prem.	B7322	BF9891D Pri. BF7949D fuel water sep.	CA4702 7-11/32" CA4703 11-3/16"	PA4704	PA3928 Outside	—	—
7200R, 7210R, 7215R; 7230R w/6.8L eng.	—	BF7929KIT	—	—	PA5689 Round PA5696 Rect.	—	—
7230R w/9.0L eng., 7250R, 7260R, 7270R, 7280R, 7290R, 7310R.	P7233	Check OEM No.	—	—	PA5689 Round PA5696 Rect.	—	—
7600.	BT259	BF7674D	RS2863	RS3501	Note A	Check OEM No.	—
7610.	B7125	BF7674D	RS2863	RS3501	Note A	Check OEM No.	—
7630, 7730, 7830, 7930.	B7322	BF9891D Pri. BF7949D fuel water sep.	CA5417	PA5418	PA2666	—	—
7700 (tractor).	BT486	BF7674D	RS3532	RS3533	Note A	Check OEM No.	—
7710, 7800, 7810.	BT486	BF959	RS3532	RS3533	Note A	Check OEM No.	—
7720 (tractor); 7820 w/6.8L eng.	B7322	BF7785D Pri. BF7786D Sec.	CA5417	PA5418	PA2666 Round	Check OEM No.	—
7820 w/8.1L eng.; 7920.	P7233	Check OEM No.	CA5417	PA5418	PA2666 Round	—	—
8100, 8200, 8300, 8400.	BT486	BF959	RS3548	RS3722	RS3746	BT8870MPG	—
8110, 8210, 8310, 8410.	BT486	BF959	RS3548	RS3722	RS3746	BT8870MPG	—
8120, 8220, 8320, 8420, 8520.	P7233	Check OEM No.	RS4622	RS4623	PA2666 Round	BT8870MPG	—

Note A Outside Cab Air use (1) PA2666; Inside Cab Air use (2) PA3929.

Baldwin Filters for John Deere Tractors (cont.)



See pgs. 425-426 for prices.

Model	Lube	Fuel	Outer Air	Inner Air	Cab Air	Hydraulic	Coolant
8130, 8230, 8330; 8430 (06-09); 8530.	P7233	BF7929KIT	RS5354	RS5355	PA2666 Round	BT8876MPG Spin-on	—
8430 (75-78), 8440.	Check OEM No.	BF959	PA2461	PA2462	PA2352	Check OEM No.	B5134
8225R, 8245R, 8270R, 8295R, 8320R, 8345R to s/n 53099.	P7233	BF7929KIT	RS5354	RS5355	PA5689 Round PA5696 Rect.	BT8876MPG Spin-on	—
8235R, 8260R, 8285R, 8310R, 8335R, 8360R.	P7233	Check OEM No.	RS5354	RS5355	PA5689 Round PA5696 Rect.	BT8876MPG Spin-on	—
8450.	BT486 F-F; B7577 B-P	BF959	PA2461	PA2462	PA2352	PT457MPG	B5134
8560, 8570.	BT486	BF959	PA2461	PA2462	PA2666	Check OEM No.	—
8630; 8640 to s/n 39936.	Check OEM No.	BF959	PA2461	PA2462	PA2352	Check OEM No.	B5134
8640 s/n 39937 & up; 8650.	BT486 F-F; B7577 B-P	BF959	PA2461	PA2462	PA2352	Check OEM No.	B5134
8760.	B96SS F-F; B7577 B-P	BF959	PA2676	PA2708	PA2666	Check OEM No.	B5134
8770, 8870.	BD103	BF959	PA2676	PA2708	PA2666	BT8910MPG	B5134
8850.	BT486 F-F; B7577 B-P	BF959	PA2676	PA2708	PA2352	PT457MPG	B5134
8960 to s/n 2528.	B96SS F-F; B7577 B-P	BF1259	PA2676	PA2708	PA2666	BT839	B5134
8960 s/n 2528 & up, 8970.	BD103	BF1259	PA2676	PA2708	PA2666	BT8910MPG	B5134
9100.	BT486	BF959	RS3530	RS3531	PA2666	Check OEM No.	—
9200, 9300, 9400 (tractor), 9220, 9320, 9420, 9520, 9620.	BD7310	Check OEM No.	RS3530	RS3531	PA2666 Round	Check OEM No.	—
9230.	P7233	BF7929KIT	—	—	PA2666 std.	Check OEM No.	—
9330, 9430, 9530, 9630.	BD40027	—	—	—	PA2666 std.	BT8870MPG	—
9360R, 9370R.	P7233	Check OEM No.	—	—	PA5689 Round PA5696 Rect.	—	—
9410R, 9460R, 9510R, 9560R.	BD40027	Check OEM No.	—	—	PA5689 Round PA5696 Rect.	—	—
9420R, 9470R, 9520R, 9570R w/13.5L eng.	—	Check OEM No.	—	—	PA5689 Round PA5696 Rect.	—	—
9570R, 9620R w/14.9L eng.	—	—	—	—	PA5689 Round PA5696 Rect.	—	—

Baldwin Filters for John Deere Combines

See pgs. 425-426 for prices.

Model	Lube	Fuel	Outer Air	Inner Air	Cab Air	Hydraulic	Coolant
4420.	BT259	BF959	PA1636FN	—	PA2408	—	—
6620, 7720 to eng. s/n 298393.	BT287	BF959	PA2546	PA2547	PA2352 Outside PA2706 Inside	—	—
6620, 7720 eng. s/n 298393 & up.	BT486	BF959	PA2546	PA2547	PA2352 Outside PA2706 Inside	—	—
8820 to eng. s/n 298393.	BT287	BF959	Check OEM No.	Check OEM No.	PA2352 Outside	—	—
8820 eng. s/n 298393 & up.	BT486	BF959	Check OEM No.	Check OEM No.	PA2352 Outside	—	—
9400 to comb. s/n 655288.	Check OEM No.	BF959	PA2529	Check OEM No.	PA2610	BT8852MPG	—
9400 comb. s/n 655288 & up.	Check OEM No.	BF959	PA2461	PA2462	PA2610	BT8852MPG	—
9500 to comb. s/n 645200.	BT486	BF959	PA2529	Check OEM No.	PA2610	BT8852MPG	—
9500 comb. s/n 645201 - 665977.	BT486	BF959	PA2461	PA2462	PA2610	BT8852MPG	—
9500 comb. s/n 665978 & up.	BT486	BF959	PA2676	PA2708	PA2610	BT8852MPG	—
9600 to comb. s/n 645300.	BT486	BF959	Check OEM No.	Check OEM No.	PA2610	BT8852MPG	—
9600 comb. s/n 645301 - 666173.	BT486	BF959	PA2461	PA2462	PA2610	BT8852MPG	—
9600 comb. s/n 666173 & up.	BT486	BF959	PA2676	PA2708	PA2610	BT8852MPG	—
9410.	B7125	BF7674D	PA2461	PA2462	PA2610	BT8852MPG	—
9510, 9610.	BT486	BF959	RS3530	RS3531	PA2610	BT8852MPG	—
9450.	BT7125 to eng. s/n 892978; B7322 eng. s/n 892979 & after	BF7674D	PA2461	PA2462	PA2610	BT8852MPG	—
9550 w/6.8L eng.	B7322	BF7786D	RS3530	RS3531	PA2610	BT8852MPG	—
9550 w/8.1L eng.	BT486	BF959	RS3530	RS3531	PA2610	BT8852MPG	—
9650, 9650CTS.	BT486 Spin-on P7233 Element	Note B	RS3530	RS3531	PA2610	BT8852MPG	—
9650STS.	BT486 Spin-on P7233 Element	Note B	Check OEM No.	Check OEM No.	PA2610	BT8852MPG	—
9750STS.	BT486 Spin-on P7233 Element	Note B	RS5414	RS5415	PA2610	BT8852MPG	—
9560.	B7322	BF7786D	RS3530	RS3531	PA2610	BT8852MPG	—

Note B: BF959 box style metal fuel filter; BF1353SPS for Single Fuel Filter system with round filter, includes sensor; BF1354SPS primary filter (11-11/16" long) for Dual Fuel Filter system, includes sensor; BF7853 secondary filter (6-11/16" long) for Dual Fuel Filter system.

Baldwin Filters for John Deere Combines (cont.)

See pgs. 425-426 for prices.

Model	Lube	Fuel	Outer Air	Inner Air	Cab Air	Hydraulic	Coolant
9560STS to comb. s/n 720100.	B7322 Spin-on P7233 Element	Note B	RS3530	RS3531	PA2610	BT8852MPG	—
9560STS comb. s/n 720101 & up.	B7322 Spin-on P7233 Element	Note B	RS5470	RS5471	PA2610	BT8852MPG	—
9660, 9660CTS.	P7233	Note B	RS3530	RS3531	PA2610	BT8852MPG	—
9660STS, 9760STS w/8.1L eng.	P7233	Note B	Check OEM No.	Check OEM No.	PA2610	BT8852MPG	—
9660STS, 9760STS w/9.0L eng.	P7233	BF7929KIT	Check OEM No.	Check OEM No.	PA2610	BT8852MPG	—
9860STS.	BD7310	PF7770	Check OEM No.	Check OEM No.	PA2610	BT8852MPG	—
9570STS.	B7322	BF7949D BF9891D opt. pre-filter	RS5472	RS5471	PA2610	BT8852MPG	—
9670STS, 9770STS.	P7233	BF7929KIT	RS5472	RS5471	PA2610	BT8852MPG	—
9870STS.	BD40027	—	RS5472	RS5471	PA2610	BT8852MPG	—
S550.	B7322	BF7949D BF9891D opt. pre-filter	RS5472	RS5471	—	BT8852MPG	—
S650, S660, S670, S760, S770.	P7233	Check OEM No.	RS30008	RS30009	PA5696	BT8852MPG 9-19/32" long BT8320 11-17/32" long PT9414MPG Pro-Drive	
S680, S690.	BD7310	Check OEM No.	RS30008	RS30009	PA5696	BT8852MPG 9-19/32" long PT9414MPG Pro-Drive	
S780, S790.	BD40027	Check OEM No.	RS30008	RS30009	PA5696	BT8852MPG 9-19/32" long PT9414MPG Pro-Drive	

Note B: **BF959** box style metal fuel filter; **BF1353SPS** for Single Fuel Filter system with round filter, includes sensor; **BF1354SPS** primary filter (11-11/16" long) for Dual Fuel Filter system, includes sensor; **BF7853** secondary filter (6-11/16" long) for Dual Fuel Filter system.

Filter Prices for John Deere continued see pg. 426.

Filter Prices for John Deere Tractors & Combines



Check and compare OEM Part No.'s before ordering.

Order No.	Replaces OEM No.	SHOUP Savings Price	Order No.	Replaces OEM No.	SHOUP Savings Price	Order No.	Replaces OEM No.	SHOUP Savings Price
PT87S	AR75603	12.55 ea.	PA2368	AR81313	44.50 ea.	PA3779FN	RE45827	71.50 ea.
B96SS	RE21058	33.75 ea.	PA2369	AR79941	53.75 ea.	PA3796	AL78223	119.95 ea.
BD103	RE44647	49.50 ea.	PA2370	AR79942	24.95 ea.	PA3797	AL78224	65.95 ea.
BT259	T19044	7.95 ea.	PA2380FN	AR84228	49.05 ea.	PA3886	AH115836	80.25 ea.
BT287	AR43634	22.25 ea.	PA2381	AE31724	31.95 ea.	PA3918	AL78869	144.50 ea.
PT390MPG	AR94510	52.95 ea.	PA2408	AH80920	69.25 ea.	PA3919	AL78870	105.25 ea.
PT391MPG	AR98098	53.75 ea.	PA2461	AR70106	117.00 ea.	PA3928 (set of 2)	AL177185	59.05 ea.
PT457MPG	AR99661	82.50 ea.	PA2462	AR70107	62.50 ea.	PA3929	RE48882	17.75 ea.
BT486	DZ101880	24.05 ea.	PA2489	AR45785	40.50 ea.	RS4622	RE164839	99.95 ea.
PT631	AR26350	11.15 ea.	PA2529	AR80652	79.95 ea.	RS4623	RE172447	45.05 ea.
PF814	AR44077	14.95 ea.	PA2530	AR80653	37.95 ea.	RS4629	AH174196	99.25 ea.
BF825	AT17387	8.25 ea.	PA2546	AR79679	56.95 ea.	CA4702	AL172780	93.50 ea.
BF836	AT101565	6.85 ea.	PA2547	AR79680	36.05 ea.	CA4703	AL172781	98.50 ea.
BT839	RE34040	13.50 ea.	PA2610	AH115833	77.25 ea.	PA4704	AL150288	44.50 ea.
BF843	T19743	13.50 ea.	PA2622	AL27160	30.25 ea.	RS4989	AH170798	136.95 ea.
BF909	AR50041	22.35 ea.	PA2635FN	AL30394	66.95 ea.	BW5071 **	RE42052	15.25 ea.
BF948JD	AR45098	14.50 ea.	PA2644	AL30395	46.05 ea.	B5134 *	RE11992	12.50 ea.
BF959	AR86745	36.65 ea.	PA2666	RE24619	43.95 ea.	BW5136 **	AR89381	15.50 ea.
BF1259	RE42050	21.75 ea.	PA2670	RE45828	34.50 ea.	RS5354	RE210102	87.95 ea.
BF1265	RE502203	49.50 ea.	PA2676	AR95758	104.50 ea.	RS5355	RE210103	55.50 ea.
BF1329SP	RE500186	40.95 ea.	PA2706	AH92463	54.75 ea.	RS5414	AH164062	126.50 ea.
BF1353SPS	RE522372	76.25 ea.	PA2708	AR95759	73.50 ea.	RS5415	AH164063	86.05 ea.
BF1354SPS	RE531703	69.25 ea.	PA2845	AZ20623	68.25 ea.	CA5417	RE196945	105.25 ea.
PA1636FN	AR36044	48.25 ea.	RS2863	RE67124	49.35 ea.	PA5418	RE181915	68.05 ea.
PA1667FN	AT20728	31.25 ea.	PA3469	RE46310	88.95 ea.	RS5470	AH212294	157.95 ea.
PA1681FN	AT44377	29.95 ea.	PA3470	RE46311	29.50 ea.	RS5471	AH212295	148.25 ea.
PA1752FN	AH19848	34.75 ea.	RS3501	RE34963	32.05 ea.	RS5472	AH222225	185.95 ea.
PA1753FN	AR39798	47.25 ea.	RS3530	AH148880	85.25 ea.	PA5689	RE291412	69.95 ea.
PA1794FN	AT33363	50.25 ea.	RS3531	RE63932	70.05 ea.	PA5696	RE284091	63.75 ea.
PA1882	AR46481	30.25 ea.	RS3532	RE34966	74.25 ea.	B7125	RE59754	18.75 ea.
PA1902FN	AR45784	63.75 ea.	RS3533	RE34967	52.75 ea.	P7233	RE509672	24.95 ea.
PA1940	AR46976	67.25 ea.	RS3544	AT171853	47.50 ea.	BD7310	RE58935	66.50 ea.
PA1982	AR45785	45.05 ea.	RS3545	AT171854	26.75 ea.	B7322	RE504836	20.75 ea.
PA1996	AR61988	43.50 ea.	RS3548	RE51629	68.95 ea.	B7577	RE21748	28.05 ea.
PA2343	AR54404	96.50 ea.	RS3722	RE51630	47.25 ea.	BF7673D	RE62418	26.50 ea.
PA2352	RE12793	72.25 ea.	RS3746	R119168	45.05 ea.			
PA2367	AR82915	71.50 ea.	PA3778	AL65051	31.25 ea.			

** Contains additives, use with conventional anti-freeze.
* Filter does not contain coolant additives.



Filter Prices for John Deere Tractors & Combines (cont.)

Check and compare OEM Part No.'s before ordering.

Order No.	Replaces OEM No.	SHOUP Savings Price	Order No.	Replaces OEM No.	SHOUP Savings Price	Order No.	Replaces OEM No.	SHOUP Savings Price
BF7674D	RE62419	26.95 ea.	BT8309MPG	RE45864	59.75 ea.	BT9370MPG	RE205726	75.95 ea.
BF7675D	RE60021	25.50 ea.	BT8320	AT129775	105.25 ea.	PT9414MPG	AN207368	103.25 ea.
BF7717	RE506428	44.25 ea.	BT8850MPG	RE34958	59.95 ea.	BF9808D	RE526557	30.75 ea.
PF7770	RE507284	43.95 ea.	BT8851MPG	AL118036	67.75 ea.	BF9866-O	RE539465	105.25 ea.
BF7784D	RE509208	29.25 ea.	BT8852MPG	AH128449	74.05 ea.	BF9891D	RE541922	40.95 ea.
BF7785D	RE509036	27.95 ea.	BT8870MPG	RE174130	117.50 ea.	BF9917	RE533910	115.25 ea.
BF7786D	RE509032	31.75 ea.	BT8876MPG	RE210857	107.95 ea.	RS30008	HXE11090	235.45 ea.
BF7853	RE522688	45.95 ea.	BT8880MPG	RE273801	87.75 ea.	RS30009	HXE11091	163.50 ea.
BF7929KIT	RE525523	109.25 ea.	BT8904MPG	AL221066	53.05 ea.	BD40027	RE572785	73.50 ea.
BF7949D	RE522878	33.50 ea.	BT8910MPG	RE38965	121.50 ea.	BF46045D	RE546336	38.05 ea.



Filter Wrenches

Extra heavy duty steel construction with a rugged stainless steel band for a better filter grip. Swivel handle design features a lock nut for setting handle angles for those hard-to-reach filters.

Order No.	Filter Diameters	Price
70623	2-13/16" - 3-5/32"	10.95 ea.
70625	3-1/2" - 3-7/8"	10.95 ea.
70627	4-1/8" - 4-1/2"	12.95 ea.
70609	4-3/4" - 5-1/8"	13.50 ea.



Fuel Tank Filters

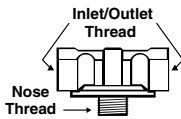
Spin-on Particulate Filters
50 psi max

Use with diesel, biodiesel blends up to B20, ultra-low sulfur diesel; gasoline or ethanol and methanol blends up to 10%.



Order No.	Cimtek No.	Micron	Max. GPM	Nose Thread	Notes	Price
CT70003	250E-10	10	25	1"-12 UNF	Without draincock.	14.50 ea.
CT70005	250AE-10	10	25	1-3/8"-12 UNF	Without draincock.	15.50 ea.
CT70019	800-10	10	40	1-1/2"-16 UNF	Without draincock.	27.50 ea.
Hydrosorb® filters for power pumps. Allows acceptable small amounts of water that have no effect on engine performance to pass through. 9 oz. water holding capacity before restriction occurs.						
CT70062	260HS-10	10	25	1"-12 UNF	Hydrosorb®	16.95 ea.
CT70063	800HS-10	10	40	1-1/2"-16 UNF	Hydrosorb®	35.50 ea.

Adaptors



Order No.	Adaptor Material	Inlet/Outlet Thread	Nose Thread	Use with filters	Price
CT50002	Cast iron	1" NPT	1"-12 UNF	200E, 250E, 260HS	22.75 ea.
CT50004	Cast iron	1" NPT	1-3/8"-12 UNF	200AE, 250AE, 260AHS	26.90 ea.
CT50003	Cast iron	3/4" NPT	1"-12 UNF	200E, 250E, 260HS	24.50 ea.
CT50181	Aluminum, non-spark	3/4" NPT	1"-12 UNF	200E, 250E, 260HS	31.95 ea.
CT50109	Aluminum, non-spark	1" NPT	1-1/2"-16 UNF	800, 800HS	39.95 ea.
CT50163	Aluminum, non-spark	1-1/2" NPT	1-1/2"-16 UNF	800, 800HS	49.95 ea.
CT60001	Fill Cap. Fits 2" NPT tank opening. Lockable for security.				27.75 ea.

FILL-RITE

Fluids Handled

- Antifreeze
- Crop Protection Chemicals
- Roundup
- Liquid Fertilizers
- Hay & Forage Preservatives
- De-icing & Anti-icing Liquids
- Many Liquid Feeds

SOTERA Systems



Tote Pump Kit available 12v or 115v

Mounts directly to drums, containers and storage tanks

Kit Includes

- Pump
- 2" CamLock Coupler
- 3 ft. Suction Hose w/SS Clamps
- 1" x 12 ft. EPDM Discharge Hose
- Norwesco Valve/Nozzle
- Telescoping Suction Tube
- Power Cable
- One Year Warranty

Pump Specs: Reciprocating, spring-driven dual diaphragm design.
Flow rates: Up to 15 gpm (1.5 CPS); Up to 12 gpm (350 CPS).
Viscosities up to 3000 CPS; Particle tolerance up to 0.1" dia.

Pump Construction: Glass filled polypropylene; 1" FNPT inlet/outlet ports.

Motor Specs: 1/4 hp 12V, 20 amp draw. 1/4 hp 115V, 60 Hz. Thermal overload.

Order No.	Description	Price
415731	12-volt Tote Pump Kit	805.00 kit
460731	115-volt Tote Pump Kit	805.00 kit
82501	Optional Digital Meter, 2-20 gpm. 1" inlet/outlets to mount at nozzle end of hose.	274.00 ea.

FILL-RITE

A Reputation for Durability



Order No.	Description	SHOUP Savings Price
12v DC Heavy Duty Fuel Pumps - 2 year warranty		
1210	FR1210G delivers up to 15 gpm. <ul style="list-style-type: none"> • 1/4 hp, 12v DC motor, draws 20 amps. • 3/4" x 12 ft. hose with ground wire. • 2" base for tank openings. 	489.00 ea.
4210	FR4210G delivers up to 20 gpm. <ul style="list-style-type: none"> • 1/4 hp, 12v DC motor, draws 22 amps. • 1" x 12 ft. hose with ground wire. • 2" base for tank openings. 	605.00 ea.
NX3210	NX3210B delivers up to 25 gpm. <ul style="list-style-type: none"> • 1/3 hp, 12v DC motor, draws 29 amps. • 20 ft. heavy-duty battery cable. • 1" x 18 ft. hose with ground wire. 	1389.00 ea.

115v AC 700C Series Heavy Duty Fuel Pump - 2 year warranty		
FR700	FR700V delivers up to 20 gpm. <ul style="list-style-type: none"> • Explosion proof 1/3 hp motor. • Manual nozzle with holder. • Integral check valve with pressure relief on outlet side reduces pressure drop and improves vertical lift. 	759.00 ea.

115/230v Super High Flow Fuel Pump - 2 year warranty		
FR319	FR319VB delivers up to 35 gpm of diesel; 27 gpm at nozzle. <ul style="list-style-type: none"> • 3/4 hp UL motor 115/230v. • Includes 900D digital meter. • 1" x 18 ft. hose with ground wire. 	1985.00 ea.

115v AC Heavy Duty Fuel Pump - 2 year warranty		
FR610	SD610H delivers up to 15 gpm. <ul style="list-style-type: none"> • Explosion proof 1/4 hp motor. • 3/4" x 12 ft. hose with ground wire. • 3/4" manual nozzle with holder. 	545.00 ea.

Fuel Meters		
807	FR807C for use with 1210 or FR700 pumps. <ul style="list-style-type: none"> • For 3/4" port pumps. • Accurate to within +/- 1% at 5 to 20 gpm at up to 50 psi. • Registers up to 99.9 gallons and totalizes up to 100,000 gallons. 	275.00 ea.
901	FR901 for use with 4210, NX3210 pumps. <ul style="list-style-type: none"> • For 1" port pumps. • Accurate to within +/- 2% at 6 to 40 gpm at up to 50 psi. • Registers up to 999.9 gallons and totalizes up to 1,000,000 gallons. 	339.00 ea.

Piston Hand Pump		
FR152	Delivers up to 20 gpm at 100 strokes. <ul style="list-style-type: none"> • "Easy Mount" 2" tank adapter. • 1" telescoping suction pipe from 22"-40". 	255.00 ea.

Order No.	Description	SHOUP Savings Price	Order No.	Description	SHOUP Savings Price
F1750	8' hose with 3/4" ferrules.	46.95 ea.	F3144	Automatic unleaded nozzle - 3/4".	109.00 ea.
F3135	12' hose with 3/4" ferrules.	68.50 ea.	F1013	Automatic diesel nozzle - 1".	204.00 ea.
F7773	12' hose with 1" ferrules.	94.95 ea.	1200-71	Repair Kit for FR1210C, FR4210D, SD600, SD1200.	121.50 kit
34131	3/4" swivel fitting. <small>Use between hose & nozzle to keep hose from kinking.</small>	56.95 ea.	F2659	Repair Kit for FR700V.	197.95 kit
10131	1" swivel fitting.	88.50 ea.	P1-600	Repair Kit for FR31.	51.25 kit

Fill-Rite DEF/AdBlue Hand Lever Pump

SH3550 polypropylene hand pump delivers 11 oz. per stroke. An economical alternative for situations that do not require an expensive power pump. The pump mounts directly to any 55 gal. drum using a 2" NPT bung adapter and telescoping suction tube.

SH3550	Fill-Rite FRHP32V hand lever pump with 2" bung adapter and suction tube.	131.95 ea.
SH3560	Optional Hose and Valve Kit with 3/4" x 6 ft. hose with ball valve.	50.50 kit



Oval

Mufflers

- Aluminized steel construction.
- SHOUP® replacement mufflers meet or exceed original equipment specifications.
- Made in the U.S.A.



Round

Order No.	Description - Fits Models	Style	Length	Inlet I.D.	Outlet O.D.	SHOUP Savings Price
ALLIS CHALMERS Tractors and Combines						
AC1	B, C, CA (Thru hood before 1952).	3-1/4" Round	29"	1-3/8"	1-1/2"	43.20 ea.
AC23	B, C, CA . Under hood.	Oval	9"	1-3/8"	Bent Pipe	72.60 ea.
AC2	WD gas.	3-1/4" Round	29"	1-5/8"	1-3/4"	47.95 ea.
AC4	WD45 gas; D17 up to 1961 gas & LP to s/n 32000; 2CP, W226, G226, D, E . Includes brackets.	3-1/4" Round	29"	1-5/8"	1-3/4"	56.50 ea.
AC3	D10, D12, D14, D15 gas to s/n 9001; B, C, CA (Thru hood 1952 & up). Includes brackets.	3-1/4" Round	29"	1-3/8"	1-1/2"	74.25 ea.
AC9	D15 gas s/n 9001 & up.	Oval	27"	1-3/4"	1-3/4"	73.50 ea.
AC6	D15 diesel to s/n 9001; D17 diesel to s/n 38964.	3-1/4" Round	26"	Plate	2-1/4"	59.20 ea.
AC10	D15 diesel s/n 9001 & up; D17 diesel s/n 38964 & up.	Oval	27"	2-3/8"	2"	76.50 ea.
AC5	D17 gas & LP s/n 32001 to 42000; 2CP, D .	4-1/4" Round	29"	1-15/16"	2"	48.25 ea.
AC7	D17 gas s/n 42001 & up; 707 .	Oval	27"	1-15/16"	2"	79.50 ea.
AC8	D19 gas.	Oval	27"	2-3/8"	2"	81.00 ea.
AC11	170, 175 gas. Vertical.	Oval	34"	1-15/16"	2"	83.95 ea.
AC13	170, 175 diesel; 180 gas. Vertical.	Oval	34"	2-3/8"	2-1/4"	85.25 ea.
AC12	180 gas & diesel; 185 diesel.	Oval	34"	2-3/8"	2"	84.95 ea.
AC18	190 gas & diesel non-turbo to s/n 19000. Under hood horizontal.	6" Round	18"	2-3/8"	2-3/4"	110.25 ea.
AC14	190 gas & diesel non-turbo s/n 19001 & up. Vertical.	5" Round	50"	2-3/8"	2-1/2"	103.50 ea.
AC16	190XT diesel, 200, 210, 220 diesel. Vertical.	5" Round	40"	3"	3"	73.50 ea.
AC22	190 diesel turbo, 200 diesel; 7000 to s/n 8553.	5-1/2" Round	48"	3"	3"	118.50 ea.
AC20	7000 s/n 8553 & up, 7010, 7020, 7030, 7040, 7045, 7050, 7060 . Vertical.	Oval	48"	3"	3"	149.95 ea.
AC25	6060, 6070, 6080 .	Oval	46"	3"	3"	174.95 ea.
AC21	7080, 7580 . Vertical. Aspirated.	Oval	49"	4"	4"	269.90 ea.
AC24	8550, 4W-305 requires 2. Aspirated.	Oval	44-1/4"	4"	4"	341.95 ea.
AC106 (Combine)	K (1968 & up) to s/n 25201; F gas s/n 12201 & up; F2 gas to s/n 39201.	4-1/2" Round	19"	2-1/2"	2-3/8"	75.95 ea.
CASE Tractors						
CA1	C, CC, CI, D, DC, DC-3, DC-4, DH, DI; 400, 700, 800 series.	4-1/4" Round	26"	2-1/4"	2-1/4"	55.25 ea.
CA2	VA, VC, VAC, 350, 500, 600, 300, 310 Utility, 200B, 300B, 400B, 500B all gas. Vertical.	3-1/4" Round	29"	1-15/16"	2"	47.50 ea.
CA5	430 diesel to s/n 8262800, LCK431 .	4-1/4" Round	26"	2-1/2"	2-1/2"	47.50 ea.
CA7	530, 630 gas & diesel, 640, 641 . Vertical.	4-1/4" Round	29"	2-1/2"	2-1/2"	54.25 ea.
CA10	600B, 610, 611B . Vertical.	4-1/4" Round	29"	2-1/8"	2-1/4"	47.75 ea.
CA12	730, 740, 830, 840 gas & diesel. Vertical.	5-1/2" Round	26"	2-1/2"	2-1/2"	55.95 ea.
CA15	770, 870 gas & diesel. Vertical.	6" Round	44"	2-3/4"	2-3/4"	83.10 ea.
CA14	930, 940 gas & diesel, 930CK diesel, 1030 .	5-1/2" Round	32"	2-3/4"	2-3/4"	62.70 ea.
CA16	970, 1070 gas & diesel 1970 & up. Vertical.	6" Round	44"	2-3/4"	2-3/4"	91.25 ea.
CA161	970, 1070 gas & diesel. Vertical.	Oval	44"	2-3/4"	2-3/4"	134.50 ea.
CA17	Agri-King Diesel 451 Turbo 1270, 504 Turbo 1370, 451 Turbo 1175, 1170 .	5-1/2" Round	42"	3-1/2"	3-1/2"	94.90 ea.
CA20	1270, 1370 . Vertical inlet with aspirator base plate.	Oval	27"	3-1/2"	4-1/8"	279.00 ea.
CA21	1570 . Vertical inlet with aspirator pipe.	Oval	27"	3-1/2"	4-1/8"	280.00 ea.
CA29	2470 diesel with aspirator. Vertical.	Oval	27"	4"	4-1/8"	284.95 ea.
CA22	2094, 2290, 2294 . Base plate mount, 1" aspirator.	Oval	31"	3-1/2" Side	4-1/8"	289.00 ea.
CA31	2090, 2094 . Side inlet, bolts directly to manifold with 4 bolts, no aspirator pipe. Vertical.	Oval	29-1/2"	4 Bolt	3-1/8"	340.95 ea.
CA23	2390, 2394, 2590, 2594 . Base plate mount, 1-1/4" aspirator.	Oval	31"	4" Side	4-1/8"	298.00 ea.
CA30	2670 diesel with aspirator. Vertical.	Oval	54"	4"	Curved	362.75 ea.
CA33	4490, 4690, 4494, 4694 .	Oval	35"	4"	4"	324.95 ea.

Mufflers - Shoup Replacement (cont.)

Order No.	Description - Fits Models	Style	Length	Inlet I.D.	Outlet O.D.	SHOUP Savings Price
JOHN DEERE Tractors						
DR3	A, G, 60, 70, 620, 720. Vertical.	3-3/4" Round	24-1/2"	Plate	2-1/2"	53.95 ea.
DR4	B s/n 96001 & up, BN, BW, 50, 520, 530. Vertical.	3-1/4" Round	24-1/2"	Plate	2-1/4"	46.50 ea.
DR38	520, 530. Vertical.	Oval	22-3/4"	Plate	2-1/4"	83.75 ea.
DR5	M, MI, MT, 40; 320, 330 to s/n 329999 with welded 2 hole flange. Vertical.	3-1/4" Round	21"	1-3/4"	2"	52.75 ea.
DR2	60, 70, 620, 630, 720, 730. Vertical.	Oval	21"	Plate	2-5/8"	73.25 ea.
DR17	80, 820, 830 (2 cylinder eng.). Vertical.	Oval	19"	3-5/16"	3-3/8"	111.50 ea.
DR8	320, 330 s/n 330000 & up; 420, 430 s/n 135025 & up; 435; 1010 gas. Vertical.	4-1/4" Round	17-1/2"	2"	2"	50.50 ea.
DR12	2010 dsl. to s/n 29000; 2010 gas & LP; 1010 dsl. to s/n 31000. Vertical.	4-1/4" Round	26"	2-3/16"	2-1/4"	56.95 ea.
DR14	820, 830 (3 cylinder eng.); 1020, 1520, 1530, 2030, 2040, 2240, 2440, 2630, 2640. Vertical.	Oval	30"	2-1/2" Flared	2"	81.25 ea.
DR19	2020. Vertical.	Oval	33-1/2"	2-1/2" Flared	2"	80.95 ea.
DR20	2510. Vertical.	4-1/4" Round	34"	2-1/2" Flared	2-1/2"	77.40 ea.
DR32	2520 (68-72).	Oval	33"	2-1/2" Flared	1-7/8"	124.00 ea.
DR21	3010 gas & LP (all); 3010 dsl. to eng. s/n 006643; 3020 gas & LP to eng. s/n 122998; 4010 gas & LP (all); 4010 dsl. to eng. s/n 007026; 4020 (before 1969) gas & LP.	6" Round	26"	2-15/16"	2-5/8"	69.75 ea.
DR22	3010 dsl. eng. s/n 006644 & up; 3020 dsl. to eng. s/n 122998; 4010 dsl. eng. s/n 007027 & up; 4020 dsl. (before 1969).	6" Round	26"	2-15/16" Flared	2-5/8"	77.95 ea.
DR25	3020 gas, 4000 gas, 4020 gas, 4230 gas.	Oval	27"	2-15/16"	2-1/4"	79.50 ea.
DR24	3020 dsl., 4000 dsl.; 4020 dsl. (after 1969); 4030 gas & dsl.; 4040 dsl., 4230 dsl.	Oval	27"	2-15/16" Flared	2-1/4"	80.95 ea.
DR15	5010, 5020.	Oval	37"	3-5/8" Flared	3-1/2"	157.95 ea.
DR33A	4240; 4050 to s/n 5510. Order with DR300A clamp (below).	Oval	38"	2-15/16"	2-5/8"	143.95 ea.
DR26A	4050 s/n 5511 & up; 4055, 4250, 4255; 4320 (71-72); 4430, 4440, 4450, 4455, 4630, 4640. Order with DR400A clamp (below).	Oval	38"	3-15/16"	3-1/2"	184.95 ea.
DR27	4520 (69-70), 4620; 7020 to eng. s/n 335845.	Oval	34"	3-15/16" Flared	4"	231.50 ea.
DR34A	4555, 4650, 4840, 4850; 4755, 4955 to s/n 10000. Order with DR400A clamp (below).	Oval	38"	3-15/16"	4"	228.50 ea.
DR39	6030 with turbo; 7020 eng. s/n 335846 & up; 7520 (72-75).	Oval	36-1/2"	3-15/16" Flared	4"	287.50 ea.
DR40	8100, 8100T, 8110, 8110T, 8200, 8200T, 8210, 8210T, 8300, 8300T, 8310, 8310T, 8400, 8400T, 8410, 8410T.	7" Round	66"	5"	Curved	419.95 ea.
DR41	8120, 8120T, 8130, 8220, 8220T, 8230, 8230T, 8320, 8320T, 8330, 8330T, 8420, 8420T; 8430 (06-09); 8430T, 8520, 8520T, 8530; Sprayers 4920, 4930.	9" Round	66"	5"	Curved	664.95 ea.
DR30	8430 (75-78); 8630.	Oval	38"	3-15/16" Flared	5"	389.95 ea.
DR31	8440, 8640.	Oval	38"	3-15/16" Flared	5"	459.95 ea.
DR47	8450 to s/n 004218 with 7-1/2" mounting flange. Aspirator pipe.	9" Round	56"	Flange	5"	520.95 ea.
DR42	8450 s/n 004219 & up; 8560 to s/n 003100; 8650; 8760 to s/n 005100; 8960 to s/n 004100. Vertical inlet with 9" mounting flange. Aspirator pipe.	9" Round	52"	Flange	5"	633.95 ea.
DR43	9100, 9120, 9200, 9220, 9300, 9320, 9400, 9420, 9520. Wheeled tractors only. Aspirator pipe.	9" Round	55-1/2"	5"	5"	839.95 ea.
DR44	8570, 8770, 8870. Base plate mount, aspirator pipe.	9" Round	46"	5" Side	5"	875.50 ea.
DR48	8960 s/n 004101 & up.	9" Round	46"	5" Side	5"	828.50 ea.
DR46	8970.	9" Round	46"	6" Side	5"	922.50 ea.

Chrome Exhaust Pipes for JOHN DEERE Tractors

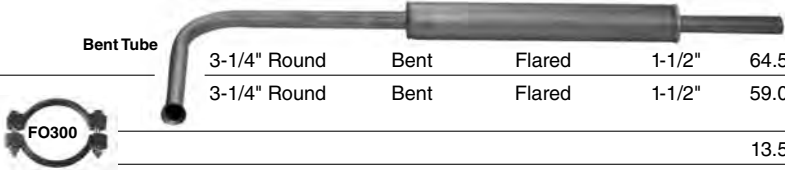
CHC8000	72" Chrome curved pipe. 8100, 8110, 8120, 8130, 8200, 8210, 8220, 8230, 8300, 8310, 8320, 8330, 8400, 8410, 8420; 8430 (06-09), 8520, 8530.	385.95 ea.
---------	--	------------

Muffler Clamps



Order No.	Description	Price
DR300	Flared clamp set. Fits diesel 3010, 3020, 4000, 4010, 4020, 4030, 4230.	16.75 set
DR400	Flared clamp set. Fits diesel 4520 (69-70), 4620, 6030, 7020; 7520 (72-75); 8430 (75-78); 8440, 8630, 8640.	18.50 set
DR300A	Clamp. Fits 4050 to s/n 5510; 4240.	27.50 ea.
DR400A	Clamp. Fits 4050 s/n 5511 & up; 4055, 4250, 4255; 4320 (71-72); 4430, 4440, 4450, 4455, 4555, 4630, 4640, 4650, 4755, 4840, 4850; 4955 to s/n 10000.	31.75 ea.

Mufflers - Shoup Replacement (cont.)

Order No.	Description - Fits Models	Style	Length	Inlet I.D.	Outlet O.D.	SHOUP Savings Price
JOHN DEERE Combines						
DR108	3300 s/n 100001 & up with 219 gas or diesel; 4400 s/n 101301 & up with 292 gas or 329 diesel; 4420 ; 6600 s/n 105801 & up with 329 or 404 diesel; 6620 diesel without turbo; 7700 s/n 111901 & up with 404 diesel without turbo. Vertical.	7" Round	23"	2-3/4"	2-1/2"	152.25 ea.
DR109	6600 Sidehill s/n 305673 & up with 404 turbo; 6620 turbo; 7700 s/n 111901 & up with 404 turbo; 7720 turbo. Vertical.	7" Round	22-3/4"	3-1/2"	3"	160.60 ea.
FORD Tractors						
FO3	9N, 8N, 2N (1932-1952). Horizontal.	3-1/4" Round	Bent	Flared	1-1/2"	64.50 ea.
FO9	9N, 8N, 2N (1939-1952). Upright muffler & pipe, 1 piece. Vertical.	3-1/4" Round	Bent	Flared	1-1/2"	59.00 ea.
FO300	Flared clamp set. Fits Ford 9N, 8N, 2N .					13.50 set
FO4	NAA, 501, 601, 700, 701, 800, 900 equipped with 134 cubic inch eng. built 1953-1964 or 172 cubic inch eng. built 1953-1957. Horizontal.	3-1/4" Round	17-1/2"	1-5/8"	1-5/8"	39.75 ea.
FO14	801, 901, 1801, 4000 equipped with 172 cubic inch 4-cylinder gas or diesel eng. built 1958-1964. Horizontal.	3-1/2" Round	17-1/2"	2"	1-7/8"	44.50 ea.
FO5	2000, 3000, 4000, 5000 gas & diesel. (1964 & after requires FO5A Adapter). Vertical.	Oval	29"	1-7/8"	2"	79.50 ea.
FO5A	Inlet Adapter for 2000, 3000, 4000, 5000 (1964 & after).	Pipe	15-1/2"	1-7/8"	1-7/8"	21.25 ea.
FO17	2000, 3000, 4000, 4400, 5000, 5100 gas & diesel (1968 & up). Vertical.	5-1/2" Round	29"	1-7/8"	2"	47.95 ea.
FO26	4600, 5000, 6600, 6700 diesel. Vertical only.	Oval	49"	1-7/8"	2"	112.90 ea.
FO23	7000, 7100, 7200 . Vertical.	4-1/4" Round	36"	2-3/8"	2-1/2"	78.50 ea.
FO25	5610, 6610, 6710, 7000, 7100, 7200, 7600, 7610, 7710 . Vertical.	Oval	38"	2-3/8"	2-1/2"	103.95 ea.
FO27	8700 .	Oval	44"	2-3/4"	3"	159.95 ea.
FO38	8530, TW5, TW10 curved outlet.	Oval	47"	2-3/4"	2-3/4"	199.95 ea.
FO36	8630, TW15, TW20 curved outlet.	Oval	48"	3-1/2"	3-1/2"	179.95 ea.
FO37	8730, 8830, TW25, TW30, TW35 . Aspirated, curved outlet.	Oval	50-1/2"	3-1/2"	3-1/2"	315.75 ea.
FO19	9000, 9600 .	4" Round	41"	2-7/8"	3"	107.95 ea.
FO32	9700 .	Oval	44-1/2"	3-1/2"	3-1/2"	192.95 ea.
CASE-IH HARVESTER Tractors and Combines						
IH16	W-30, TD-18, F-20, F-30 .	4-1/4" Round	26"	2-3/4"	2-3/4"	51.50 ea.
IH3	100, 130, 140, 200, 230, 240, 330 Utility, 340, 340 Utility, Super A, AV, B, BN, C, Super C, T340 . Vertical.	4-1/4" Round	29"	1-15/16"	2"	49.50 ea.
IH6	Farmall 300 gas s/n 62483 & up; 350 gas s/n 501 & up; 504 gas s/n 3104 & up. Horizontal.	4-1/4" Round	22-1/2"	1-5/8"	1-3/4"	51.25 ea.
IH10	300, 340 diesel, 350, 400, 450, 460, 464, 504 diesel, 544, 560, 574, 606, 656, 660, 664, 674, H, HV, M, MD, MDV, Super H, Super HV, Super M, Super MD, Super M-TA, Super MV, Super W4, Super W6, Super W6-TA, Super WD6, W4, W6, WD6 . Vertical.	6" Round	29"	2-3/8"	2-1/2"	47.95 ea.
IH24	454, 574, 674 . Vertical.	Oval	30"	2-3/8"	2"	83.75 ea.
IH11	424, 444, 504, 2424, 2444, 2500, 2504, 3414, 3444 gas; 424, 444, 2424, 2444 diesel. Vertical.	5-1/2" Round	27"	1-15/16"	2"	47.50 ea.
IH9	460, 504, 544, 606, 656, 660 diesel. Horizontal.	4-1/4" Round	22-1/2"	1-7/8"	2"	56.25 ea.
CA24	485, 584, 585, 684, 685 .	Oval	46"	2-3/8"	2"	140.50 ea.
IH13	706 diesel. Vertical.	5-1/2" Round	34"	2-3/8"	2-1/2"	59.50 ea.
IH14	706 gas; 806 gas & diesel. Vertical.	5-1/2" Round	34"	2-15/16"	3"	64.75 ea.
IH17	706, 756 with D310 eng.; 826 with D358 eng. Vertical.	6" Round	40"	2-15/16"	3"	75.50 ea.
IH19	706 with C263 or C291 eng.; 756 with C291 eng.; 826 with C301 eng.; 856 with C301 or D407 eng. Vertical.	6" Round	34"	2-15/16"	3"	76.25 ea.
IH22	706, 756 with D310 eng; 826 with D358 eng. Vertical.	Oval	42"	2-15/16"	3"	145.90 ea.
IH27	666 gas, 766 gas; 706 C263 or C291 eng.; 806 C301 or D361 eng.; 826 C301 eng.; 856 C301 or D407 eng.	Oval	34"	2-15/16"	3"	144.75 ea.
IH25	100 Hydro ; 766 diesel, 966 . Vertical.	Oval	50"	3-3/16"	3"	143.95 ea.
IH21	1026, 1206, 1256, 1456 . Vertical.	Oval	38"	3-3/4"	3-1/2"	157.75 ea.
IH26	1066, 1466, 1566, 4366, 4386 diesel. Vertical.	Oval	44"	3-3/4"	3-1/2"	157.50 ea.

Mufflers - Shoup Replacement (cont.)

Order No.	Description - Fits Models	Style	Length	Inlet I.D.	Outlet O.D.	SHOUP Savings Price
CASE-IH HARVESTER Tractors and Combines (cont.)						
CA32 35470	1086, 1486, 1586 without aspirator. Sleeve, connects turbo to eliminator or muffler. 1086, 1486, 1586.	Oval w/ Bracket	15-1/2"	3-5/8"	3-1/4"	212.50 ea. 80.75 ea.
CA35	3294, 3394, 3594 with curved aspirator tube and 3-bolt mounting bracket. Will not fit with loader.	Oval w/ Bracket	26"	4"	4-1/8"	385.25 ea.
CA37	5120, 5220. Horizontal.	Oval	21"	3"	3"	357.25 ea.
CA36	5130, 5140, 5230, 5240, 5250.	Oval	20"	3"	3"	365.50 ea.
CA34	5088, 5288, 5488.	Oval	18"	3-1/2"	3-1/2"	349.50 ea.
CA42	7110, 7120, 7130, 7140 Tractors.	11" Round	18-1/2"	5" side	4-1/2" side	645.00 ea.
CA41	7210, 7220, 7230, 7240, 7250, 8910, 8920, 8930, 8940, 8950. Base flange mount.	6" Round	76"	6"	6" curved	652.90 ea.
CA40	9150. 1-1/2" aspirator pipe.	8-3/4" Round	49"	5" side	5"	979.00 ea.
CA39	9170, 9180, 9270, 9280, 9370, 9380, 9390, Quadtrac. Base flange mount, 2" aspirator pipe.	Round	68"	5" side	5" curved	665.95 ea.
IH110	1440 Combine s/n 1501 & up with aspirator. Horizontal.	6-1/2" Round	28"	3-3/16"	4-1/8"	210.95 ea.
IH109	1460, 1480 Combine with aspirator. Horizontal.	6-1/2" Round	28"	3-3/4"	4-1/8"	171.95 ea.
MASSEY FERGUSON Tractor						
MF15	20, 20K, 22, 30, 30K, 33, 44, 44-6, 44D, 44K, 44 Special, 81, 82, 101 Junior, 101 Senior, 102 Junior, 102 Senior, 333, 444 (42-57).	4-1/4" Round	21"	2-3/8"	2-1/2"	49.50 ea.
MF6	20C, 30, 31, 32, 40B, 50C, 150, 165, 175, 200, 230, 240, 245, 250, 255, 265, 275, 3165. Horizontal.	3-1/4" Round	32"	2"	2"	50.95 ea.
MF23	165, 175, 180. Curved outlet.	4-1/4" Round	40"	2-1/8"	2"	63.95 ea.
MF3	85, 88, 90 diesel.	4-1/4" Round	37"	2-1/4"	2-1/4"	52.95 ea.
MF19	TO-20, TO-30 (48-54). 1 pc. Pipe and Muffler. Vertical.	3-1/4" Round	Tube	Flared	1-1/2"	65.25 ea.
MF17	135.	3-1/4" Round	34"	1-1/2"	1-1/2"	46.50 ea.
MF38	230, 235, 245, 255, 265, 275.	Oval	34"	2-1/8"	2"	143.50 ea.
MF37	285, 1085.	Oval	24"	2-3/4"	2-3/4"	124.95 ea.
MF39	1105, 1135 diesel.	Oval	28"	3-7/16"	3-1/2"	175.95 ea.
MF29	1080, 1100; 70, 80 Backhoe loader.	Oval	32"	2-3/4"	2-3/4"	143.50 ea.
MF28	1130, 1150 with V-8. Vertical.	Oval	31"	3-1/2"	3-1/2"	148.50 ea.
MINNEAPOLIS-MOLINE Tractor						
MM6	Jet Star 3 gas & diesel, 4 Star, 4 Star Super. Vertical.	4-1/4" Round	26"	1-7/8"	2"	57.95 ea.
MM7	M-5, M-602, M-604, M-670.	5-1/2" Round	32"	2-5/8"	2-3/4"	68.50 ea.
OLIVER Tractor						
OL5	55 Super, 550 gas & diesel.	3-1/4" Round	15-1/2"	1-15/16"	2"	55.75 ea.
OL6	770, 880, 1600, 1650G.	4-1/4" Round	29"	2-3/8"	2-1/2"	60.75 ea.
OL7	1650D, 1655, 1800, 1850 with Heat Shield.	6" Round	34"	2-15/16"	2-1/2"	79.95 ea.
OL11	1650D, 1655D, 1655G, 1750D, 1755D, 1850D, 1855G.	Oval	32"	2-15/16"	2-1/2"	183.95 ea.
OL12	1850D, 1855D, 1950T, 1955, 2150T.	Oval	36"	3-1/4"	3-1/2"	186.95 ea.
STEIGER Tractor						
CA39	CP1325, CP1360, CP1400, KP1325, KP1360, KP1400, Lion 1000, Panther 1000. Base flange mount, 2" aspirator pipe.	Round	68"	5" side	5" curved	665.95 ea.
CA40	CR1225, CR1280, KR1225, KR1280, Bearcat 1000, Cougar 1000. 1-1/2" aspirator pipe.	8-3/4" Round	59"	5" side	5"	979.00 ea.
VERSATILE - FORD Tractor						
VT6	750; 800 (1/75-12/75), 825, 835; 850 (1/76-12/77), 855, 875, 895.	Oval	46"	5"	5"	567.50 ea.
VT7	836, 846, 856, 876. 1-3/4" aspirator pipe.	Oval	36-1/2"	4" side	5"	839.95 ea.
VT8	936, 946, 956, 976. 1-3/4" aspirator pipe.	Oval	45-1/2"	5" side	5"	758.50 ea.
WHITE Tractor						
WT1	2-105, 2-135 to s/n 287811. Non-Aspirated.	Oval	38"	3-7/16"	3-1/2"	186.95 ea.
WT2	2-105 Aspirated.	Oval	38"	3-7/16"	3-1/2"	247.95 ea.
WT3	2-135, 2-155 to s/n 287811. Aspirated.	Oval	38"	3-7/16"	4"	309.50 ea.
WISCONSIN MOTORS						
WIS1	V460D, V461D, V465D. Vertical.	6" Round	12"	2-3/8"	2-1/2"	72.25 ea.

Black Steel Straight Pipes



Order No.	Muffler Outlet O.D.	Use Exhaust Cover	SHOUP Savings Price
SP11224	1-1/2"	RC2	25.35 ea.
SP13424	1-3/4"	RC3	28.20 ea.
SP20024	2"	RC4	29.35 ea.
SP21424	2-1/4"	RC5	31.60 ea.
SP23824	2-3/8"	RC6	33.60 ea.
SP21224	2-1/2"	RC6	33.75 ea.
SP25824	2-5/8"	RC6	33.95 ea.
SP23424	2-3/4"	RC7	35.75 ea.
SP30024	3"	RC8	39.50 ea.
SP31224	3-1/2"	RC10	43.25 ea.
SP33424	3-3/4"	RC10	44.25 ea.
SP40024	4"	RC12	46.75 ea.
SP41824	4-1/8"	RC12	48.95 ea.
SP41224	4-1/2"	RC14	51.25 ea.
SP50024	5"	RC16	55.50 ea.

Curved Exhaust Extender



Order No.	Inside Diameter	Length	SHOUP Savings Price
EE1	1-1/2"	18"	29.50 ea.
EE2	1-3/4"	18"	29.50 ea.
EE3	2"	18"	30.50 ea.
EE4	2-1/4"	18"	33.00 ea.
EE5	2-1/2"	18"	33.95 ea.
EE8	2-5/8"	18"	36.25 ea.
EE6	2-3/4"	18"	36.95 ea.
EE7	3"	18"	40.75 ea.
EE9	3-1/2"	18"	76.95 ea.
EE10	3-3/4"	20"	80.50 ea.
EE11	4"	20-1/2"	85.75 ea.
EE12	4-1/8"	20-1/2"	90.50 ea.
EE13	4-1/2"	20-1/2"	94.25 ea.
EE14	5"	21-1/2"	115.95 ea.



Standard Exhaust Covers

Size	Order No.	Price
1-1/4"	RC1	8.10 ea.
1-1/2"	RC2	8.15 ea.
1-3/4"	RC3	8.35 ea.
2"	RC4	8.65 ea.
2-1/4"	RC5	9.15 ea.
2-1/2"	RC6	9.40 ea.
2-3/4"	RC7	9.85 ea.
3"	RC8	9.95 ea.
3-1/4"	RC9	10.60 ea.
3-1/2"	RC10	11.05 ea.
3-3/4"	RC11	11.35 ea.
4"	RC12	11.85 ea.
4-1/2"	RC14	13.45 ea.
5"	RC16	14.95 ea.



Standard Muffler Clamps

Size	Order No.	Price
1-1/2"	CL112	4.75 ea.
1-5/8"	CL158	5.35 ea.
1-3/4"	CL134	5.25 ea.
1-7/8"	CL178	5.35 ea.
2"	CL200	5.45 ea.
2-1/4"	CL214	5.75 ea.
2-1/2"	CL212	6.00 ea.
2-3/4"	CL234	6.25 ea.
3"	CL300	8.25 ea.
3-1/4"	CL314	8.40 ea.
3-1/2"	CL312	8.50 ea.
4"	CL400	8.95 ea.
4-1/2"	CL412	10.90 ea.
5"	CL500	12.30 ea.

Note: 3-3/4" mufflers use 4" clamp




48" Curved & Straight Exhaust Stacks

16 gauge construction. 60° angle deflects water on curved.

Measure inlet diameter of the original muffler or see pgs. 428-431 to determine inlet I.D.

Inlet I.D.	Curved Chrome		Curved Aluminized		Straight Chrome	
	Order No.	Price	Order No.	Price	Order No.	Price
2-3/8"	CHC238	173.50 ea.	—	—	—	—
2-1/2"	CHC212	173.50 ea.	ALC212	112.50 ea.	CHS212	137.95 ea.
2-3/4"	—	—	—	—	—	—
2-15/16"	CHC21516	179.95 ea.	ALC21516	112.50 ea.	CHS21516	142.75 ea.
2-15/16" Flared	CHC21516FL*	179.95 ea.	ALC21516FL*	122.00 ea.	CHS21516FL*	142.75 ea.
3"	CHC300	179.95 ea.	ALC300	112.50 ea.	CHS300	142.75 ea.
3-1/4"	CHC314	199.95 ea.	ALC314	126.75 ea.	CHS314	151.95 ea.
3-3/8"	CHC338	199.95 ea.	ALC338	126.75 ea.	—	—
3-1/2"	CHC312	199.95 ea.	ALC312	126.75 ea.	CHS312	151.95 ea.
3-3/4"	CHC334	224.95 ea.	ALC334	147.50 ea.	CHS334	180.50 ea.
3-15/16"	CHC31516	224.95 ea.	ALC31516	147.50 ea.	CHS31516	180.50 ea.
3-15/16" Flared	CHC31516FL*	224.95 ea.	ALC31516FL*	157.95 ea.	CHS31516FL*	189.95 ea.
4"	CHC400	224.95 ea.	ALC400	147.50 ea.	CHS400	180.50 ea.
5"	CHC500	236.95 ea.	ALC500	184.00 ea.	CHS500	199.50 ea.

* 21516FL in chrome or aluminized fits John Deere diesel models: 3010, 3020, 4000, 4020, 4030, 4040, 4230. Use with DR300 clamp (see pg. 429). 31516FL in chrome or aluminized fits John Deere diesel models: 4250, 4320, 4430, 4440, 4450, 4630, 4640. Use with DR400 clamp (see pg. 429).



1 Year Warranty

Number off the old turbo must match with one of the replaces numbers listed.

Turbochargers

- New turbos with no core charge available for many applications.
- Turbos, remanufactured to factory specifications, are denoted with a refundable core charge.

No refunds for broken, disassembled or fire/water damaged cores.

Order No.	Tractor - Combine	(\$) Core Charge	SHOUP Savings Price
AGCO - Allis Chalmers			
409040-9010	200, 7000, 7010, 8010. Combines w/2900 eng. L, M. Replaces 4009171, 4062749, 4024238.	None	515.00
409080-9009	7030, 7040, 7045, 7050, 7060. Combines w/670T eng. L2. Replaces 4029207, 4036513, 4062751.	None	545.00
Case			
409640-9004	1370, 1470, 1570, 2294, 2390, 2394, 2470, 2590, 2594, 2670, 3294, 3394, 3594, 4490, 4494, 4690, 4694. Replaces A48192, A157336, A44499, A76341.	None	515.00
Case-IH			
409570-9016	1066, 1086, 1466, 1486, 1566, 1586, 3388, 4100, 4156, 4166, 4186, 5088, 5288, 5488, 6388. Combines w/DT436 eng. 1460, 1480. Replaces 749267C92, 684240C92, 675795C91, 702300C91.	None	515.00
409770-9019	3588, 3788, 4386, 6588, 6788. Combines w/466 eng. 1480, 1660, 1680. Replaces 735270C91, 1806078C91, A184781, 684698C91, 684281C91.	None	515.00
3524034R	7110, 7120, 7130, 7140, 7210, 7220, 7230, 7240, 7250, 9110, 9130, 9210, 9230, 9240. Combines w/6T-830 eng. 1660, 1666, 1680. Replaces JR919199, JR909308, J909308, J919231, J919199.	200	655.00

Order No.	Tractor - Combine	(\$) Core Charge	SHOUP Savings Price
John Deere			
466608-9001	4430, 4630, 7020. Combines 6600, 7700. Replaces AR63699.	None	515.00
409250-9002	4320 (71-72), 4430; 4520 (69-70), 4620, 7020. Combines 6600, 7700. Replaces AR70987, AR52020, AR63698, AR68139.	None	515.00
196062R	4430, 4630. Combines 6600, 7700. Replaces AR78022, RE19783.	200	640.00
466608-9002	4440, 4640, 4840; 8430 (75-78). Combines 6620, 7720. Replaces RE19778, RE16971, AR73626, AR64626.	None	515.00
196066R	4050, 4250, 4450, 4650, 4850. Replaces RE19785, AR103576, RE13580, RE13581.	200	669.00
177329	7710, 7810, 8100, 8100T, 8110, 8110T, 8200, 8200T, 8210, 8210T, 8300, 8300T, 8310, 8310T, 8400, 8400T, 8410, 8410T. Combines 9650STS, 9750STS Replaces RE54979, RE57184, RE64936, RE502887, RE515836, RE517343.	None	809.00
Massey Ferguson			
465740-9001	1105, 1135, 2705. Replaces 1447152M92.	200	597.00
White			
465740-9001	2-105. Replaces 30-3172023.	200	597.00

Fuel Tank Liner Kit

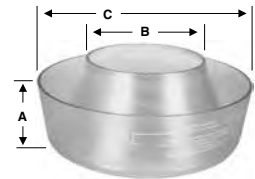


Fuel Tank Liner Kit. Includes all products necessary to successfully clean, prep and line your fuel tank. Once lined, pinhole leaks will be sealed and future rust will be prevented. For use with either gasoline or diesel fuels. 3 step kit includes tank cleaner, solvent and drying agent, liquid applied fuel tank liner.

Order No.	Price
RW1259	97.95 kit

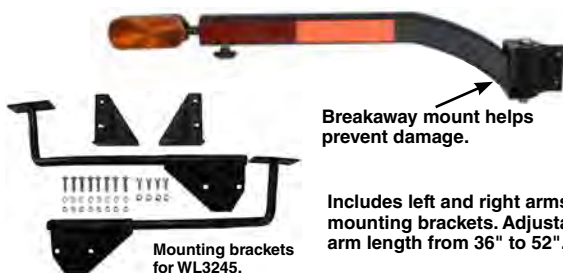
Air Precleaner Bowls

For tractors including Allis Chalmers, Ford, International Harvester, John Deere, Massey Ferguson.



Order No.	Description	A	B	C	Price
42194	Small Bowl	2-15/16"	3-3/4"	7-1/4"	10.50 ea.
42207	Large Bowl	3"	5-7/8"	10-1/4"	16.50 ea.

Nite-Gard™ Warning Light System



Breakaway mount helps prevent damage.

Includes left and right arms with mounting brackets. Adjustable arm length from 36" to 52".

Mounting brackets for WL3245.

Order No.	Fits Application	Price
WL3245	John Deere 30, 40, 50, 55, 60 series 2 wheel and MFWD with Sound-Gard® cab.	594.00 set
WL3298	Case-IH 7110, 7120, 7130, 7140, 7150, 7210, 7220, 7230, 7240, 7250, 8910, 8920, 8930, 8940, 8950.	489.00 set
WL3242	Universal with horizontal mount.	489.00 set
WL3243	Universal with vertical mount.	489.00 set

turbo II

PRE-CLEANERS

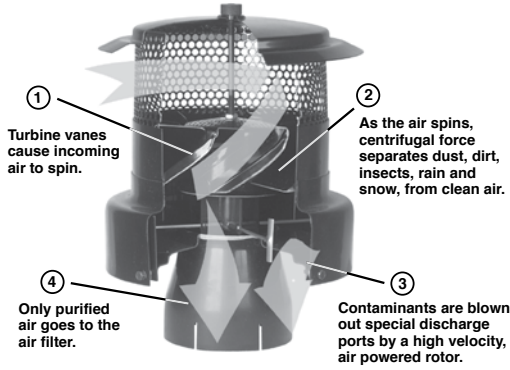
Cleans engine air before it reaches the filter!

Turbo II Precleaners remove up to 98% of all air contaminants including dust, insects, rain and snow. Eliminating dirt and debris from intake air, ahead of the air filter, keeps your engine running at maximum power and efficiency.



1. Measure air intake pipe size of your tractor or combine.
2. Identify the Turbo II Model that matches your application.
3. If you do not find your application listed, call for more info.

Note: Some models may require optional adaptors or installation kits.



Turbo II Precleaners carry a full one year conditional warranty, with the intake air-powered rotor guaranteed for the life of the unit.

Fits Tractor - Combine Models Turbo II Model

AGCO-Allis Chalmers	Turbo II Model
Tractors: 170 dsl., 185, 185D, 190; 190XT gas, D19 turbo, D21M, D21 Series II, 5040, 5050, 6060, 6070, 6080.	24
Tractors: 190XT dsl., 200, 7000, 7010, 8010.	35
Tractors: 210, 220, 440, 7020, 7030, 7040, 7045, 7050, 7060, 7080, 8030, 8050, 8070, 4W-220.	46

Case	Turbo II Model
Tractors: 970, 1030, 1031, 1070, 1090, 1290, 1390, 1394, 1410, 1490, 1494, 1690.	24
Tractors: 2090.	35
Tractors: 1170, 1175, 1470, 1570, 2470, 2670, 4490, 4690.	46

Case-IH	Turbo II Model
Tractors: 1026, 1206, 1256. Combines: 1460, 1480, 1620, 1640, 1644, 1660, 1666, 1680, 1688, 2188.	46

Ford - New Holland	Turbo II Model
Tractors: 4000, 4110, 4600, 4610, 4610SU, 4630, 5000, 5600, 5610, 5640, 6000, 6600, 6610, 6640, 6710, 7600, 7700, 7740, 7840, 8240, 8340, 8600.	24
Tractors: 846, 1156, 7610, 7710.	35
Tractors: 756, 856, 876, 8630, 8730, 8830, 9000, 9600, 9700, FW20, FW30, FW40, TW15, TW20, TW25, TW35. Combines: TR70, TR75, TR76, TR85, TR86, TR87, TR95, TR96, TR97.	46

Order No.	Turbo II Model	Fits Air Intake Size	SHOUP Savings Price
1-024-010	24	2" - 3" (adapters included)	345.00
1-024-015	24	4"	329.00
1-035-010	35	3" - 4-1/2" (adapters included)	385.00
1-046-010	46	4" - 4-1/2" (adapters included)	399.00
1-046-001	46	5"	389.00
1-046-002	46	6"	389.00
1-068-001	68	6"	439.00
1-068-002	68	7"	439.00
1-068-003	68	8"	439.00

Fits Tractor - Combine Models Turbo II Model

John Deere	Turbo II Model
Tractors: 3010, 3020, 3040, 3140, 3150, 3155, 4000; 4010 w/o turbo; 4020 w/o turbo, 4030, 4040, 4230. Combines: 3300, 4400, 4420, 6600; 7700 w/o turbo.	24
Tractors: 2755, 2855, 4050, 4240; 5010 w/o turbo; 5020 w/o turbo. Combines: 6620 w/o turbo.	35
Tractors: 3255; 4010 w/turbo; 4020 w/turbo, 4055, 4250, 4255; 4320 (71-72), 4430, 4440, 4450, 4455; 4520 (69-70), 4555, 4620, 4630, 4640, 4650, 4755, 4840, 4850, 4955; 5010 w/turbo; 5020 w/turbo, 7020; 7520 (72-75); 8450, 8560, 8630, 8640, 8650, 8760. Combines: 6620; 7700 w/turbo, 7720, 8820.	46

Massey Ferguson	Turbo II Model
Tractors: 283, 285, 290, 293, 294, 298, 360, 362, 374, 375, 383, 390, 393, 394S, 396, 398, 399, 595, 670, 690, 698, 699, 1004, 1014, 1080, 1085, 1100, 1114, 2640, 2675, 2845, 3070, 3090, 3120, 3140, 3505, 3660, 3690.	24
Tractors: 1105, 1130, 1135, 2680, 2700, 2705, 2770, 3545, 4800, 4840. 46	

PEERLESS Tire Chains

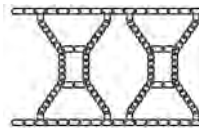


Duo-Trac Chain

Shown in picture

Duo-Trac chains are recommended for off road use. NOT for use on blacktop or concrete.

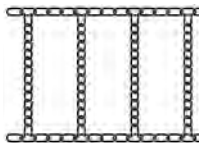
- Made in the USA.
- Priced per tire.



Hi-Way Chain

Shown in picture

Hi-Way chains are recommended for pavement and concrete. Work best on turf tires or worn traction type tires with shallow lugs.



Order No.	Fits Tire Sizes	Price
1073010	10-28, 11.2-28, 12.4-24, 43x16x20.	322.00 ea.
1077810	14-24, 14.9-28, 380/85R28, 420/70R28.	370.50 ea.
1079410	16.9-30, 18.4-26, 18.4-28.	413.75 ea.
1079610	15.5-38, 16.9-34, 18.4-30, 20.5-25, 21L-24, 480/65R24, 550/65R25, 555/70R25.	429.95 ea.
1079910	16.9-38, 18.4-34, 21L-28, 480/85R34.	495.00 ea.
1079810	18.4-38, 14.9-46, 480/80R38.	537.25 ea.
1083510	13.5-16.1, 13.6-16.	184.50 ea.
1085410	11-42, 13.6-38, 13.9-36, 290/90R42, 380/85R34.	288.70 ea.
1088810	15.5-38, 16.9-34.	326.25 ea.
1089410	16.9-28, 16.9-30.	277.50 ea.
1089810	18.4-38, 14.9-46.	529.90 ea.

PTO Adapter







Order No.	Female/Tractor	Male/Implement	Style	Length Increase	Overall Length	Max Horse Power	Price
79200	1-3/8" 21 spline 1000 rpm	1-3/8" 6 spline 540 rpm	quick release	4-1/16"	7-1/16"	75	34.95 ea.
79205	1-3/8" 6 spline 540 rpm	1-3/8" 21 spline 1000 rpm	quick release	4-9/16"	7-1/16"	75	34.95 ea.
79210	1-3/4" 20 spline 1000 rpm	1-3/8" 6 spline 540 rpm	clamp	5-1/16"	8-1/16"	125	89.95 ea.
79215	1-3/4" 20 spline 1000 rpm	1-3/8" 21 spline 1000 rpm	clamp	5-1/16"	8-1/16"	125	89.95 ea.
79220	1-3/8" 21 spline 1000 rpm	1-3/4" 20 spline 1000 rpm	clamp	5"	7-11/16"	125	89.95 ea.

Engine Block Heaters

	Order No.	Description - Fits Models	Replaces OEM No.	SHOUP Savings Price
 8602050	John Deere			
	8602050	Block Heater with 12" power cord; fits into 2" freeze plug hole.	AR50518, RE29408	77.50 ea.
	1000 watt	4040*, 4230, 4240*; 4320 (71-72), 4430, 4440*, 4620, 4630, 4640*, 4840*, 7020; 8430 (75-78); 8440, 8630, 8640, 8850; Combines 6600, 7700 with 404 eng.; 6620 to s/n 453379; 7720 to s/n 459863; 8820 to s/n 464350.		
 3500029	3500029	Block Heater with 72" power cord; fits into 1-5/8" threaded hole.	AR62492	143.50 ea.
	1000 watt	2350, 2355, 2550, 2555, 2630, 2640, 2750, 2755, 2840, 2950, 2955, 4040*, 4050, 4055, 4240*, 4250, 4255, 4440*, 4450, 4455, 4555, 4560, 4640*, 4650, 4755, 4760, 4840*, 4850, 4955, 4960, 5090E, 5090M, 5090R*, 5093E, 5095M, 5100R*, 5101E, 5105M, 5115R*, 5125R*, 5525, 5525N, 5603, 6110M, 6110R, 6120E, 6120M, 6120R, 6130R, 6135E, 6145M, 6403, 6603, 6R140, 7130, 7200, 7210, 7220, 7230, 7260R, 7280R, 7290R, 7310R, 7320, 7330, 7400, 7410, 7420; 7430 Premium, 7510; 7520 (03-07), 7600, 7610, 7630, 7700, 7710, 7720, 7730, 7800, 7810, 7820, 7830, 7920, 7930, 7R290, 7R310, 7R330, 7R350, 8100, 8110, 8120, 8130, 8200, 8210, 8220, 8225R, 8230, 8235R, 8245R, 8260R, 8270R, 8285R, 8295R, 8300, 8310, 8310R, 8320, 8320R, 8330, 8335R, 8345R, 8360R, 8370R, 8400, 8400R, 8410, 8420; 8430 (06-09), 8520, 8530, 9360R, 9370R; 5000 & 6000 series with 3.9L, 4.5L and 6.8L eng. Combines 6620 s/n 453380 & up; 7720 s/n 459864 & up; 8820 s/n 464351 & up; 9400 thru 9770STS; CTS, CTSII; S550 thru S670; S760, S770. Sprayers 4700, 4710, 4930, 4940, R4044, R4045, R4060.		
 3500045	3500045	Block Heater with 72" power cord; fits into 1" NPT hole.	RE72324, LV150155	93.95 ea.
	1000 watt	5045D, 5045E, 5055D, 5055E, 5065E, 5075E, 5075M*, 5090R*, 5100M*, 5100R*, 5103, 5105, 5115M*, 5115R*, 5125R*, 5200, 5203, 5205, 5210, 5220, 5300, 5303, 5310, 5320, 5400, 5403. *Confirm 1" NPT hole on upper LH side before ordering.		
 8608512	Case-IH Will replace 2-600 watt units found on some models.			
	8608512	Block Heater with 72" power cord; fits into 1-1/4" freeze plug hole.	71150C1, 71151C91	79.50 ea.
	1250 watt	Hydro 70, 86, 100, 186; 666; 686 with D312 eng.; 766, 786, 886, 966, 986, 1066, 1086, 1466, 1468, 1486, 1566, 1568, 1586, 3088, 3288, 3388, 3488, 3588, 3688, 3788, 4166, 4186, 4366, 4386, 5088, 5288, 5488, 6388, 6588, 6788, 7288, 7488. Combines 1440, 1460, 1480.		
 8601860	8601860	Block Heater with 72" power cord; fits into 2-9/32" freeze plug hole.	196804A1	94.95 ea.
	1000 watt	7110, 7120, 7130, 7140, 7150, 7210, 7220, 7230, 7240, 7250, 8910, 8920, 8930, 8940, 8950, 9110, 9130, 9230, 9240, 9250, 9260, 9310, 9330; MX 180, 200, 220, 240, 270. Combines 1660, 1666, 1680, 1688, 2166, 2188, 2366, 2388.		
 3500032	3500032	Block Heater with 72" power cord; fits into upper 3/4" port in front of oil cooler.	3104931A1	82.50 ea.
	1000 watt	MX 180, 200, 210, 215, 220, 230, 240, 245, 255, 270, 275, 285, 305; Magnum 215, 245, 275, 280, 305, 310, 335; Steiger 330, 335; STX275, STX325. Combines 2366, 2377, 2388, 2577, 2588, 5088, 6088, 7088.		
 2204037	Replacement Cords			
	3600024	12" replacement cord for engine block heaters.	3600024	22.95 ea.
	3600008	72" replacement cord for engine block heaters.		34.95 ea.
 2204037	Tank/Circulation Engine Heater Kit			
	2204037	1500 watt tank heater kit. Fits most models with a coolant drain plug in the block.		173.95 ea.
	2204096	Element only for 1500 watt tank heater 2204037.		94.50 ea.
 3400017	Universal Lower Radiator Hose Heaters			
	3200001	Radiator Hose Heater; for 1" hose. 375 watt.		55.95 ea.
	3200002	Radiator Hose Heater; for 1-1/4" hose. 375 watt.		55.95 ea.
	3200003	Radiator Hose Heater; for 1-1/2" hose. 600 watt.		55.95 ea.
	3200004	Radiator Hose Heater; for 1-3/4" hose. 600 watt.		55.95 ea.
	3200002	Radiator Hose Heater; for 2" hose. 600 watt.		105.50 ea.
 3400017	Magnetic Heater			
	3400017	Magnetic Heater. 200 watt-120 volt. Built in thermostat maintains temperature.		79.95 ea.

Battery Boxes

	Order No.	Description - Fits Models		
 33800	Allis Chalmers			
	33800	Box. WD, WD45.		76.95 ea.
 33845	International Harvester			
	33845	Box with lid. Super A, C, Super C, 200, 300.		82.50 ea.
 33860	33860	Box with lid. Under tank on M, MD.		89.00 ea.
	Oliver			
 33880	33880	Box. 2-70, 1500, 1555, 1600, 1650, 1655, 1750, 1800, 1850, 1900, 1950, 1950T.		101.95 ea.

SHOUP® Replacement Blower Motors



Order No. **Fits Models** **SHOUP Savings Price**

ALLIS-CHALMERS/DEUTZ-ALLIS/AGCO-WHITE

44500	4 wire motor. 6060, 6070, 6080. Confirm no. of wires.	104.95 ea.
44520	2 wire motor. 6060, 6070, 6080. Confirm no. of wires.	129.95 ea.
44500	7000, 7030, 7040, 7050; 7020 to tractor s/n 3357; 7045 to tractor s/n 2838; 7060 to tractor s/n 7428; 7080 to tractor s/n 3523; 7580 to tractor s/n 2038; 8550 to tractor s/n 1520; 9130, 9150, 9170, 9190, 9435, 9455, 9630, 9635, 9650, 9655, 9670, 9675, 9690, 9695, 9815. 9435, 9455 confirm four wire leads come out of motor.	104.95 ea.
44520	Motor bolts directly to the side of both fan housings. 7010; 7020 tractor s/n 3358 & up; 7045 tractor s/n 2839 & up; 7060 tractor s/n 7429 & up; 7080 tractor s/n 3524 & up; 7580 tractor s/n 2039 & up; 8550 tractor s/n 1521 & up. Confirm how motor bolts to housing.	129.95 ea.
44505	Motor bolts to two angled mounting brackets. 7010; 7020 tractor s/n 3358 & up; 7045 tractor s/n 2839 & up; 7060 tractor s/n 7429 & up; 7080 tractor s/n 3524 & up; 7580 tractor s/n 2039 & up; 8550 tractor s/n 1521 & up. Confirm how motor bolts to housing.	124.95 ea.
44505	8010, 8030, 8050, 8070, 4W-220, 4W-305.	124.95 ea.

CASE-IH/JI CASE Blower motors fit both wheel and Quadtrac models.

44500	4 wire motor. Hydro 100; 766, 786, 886, 966, 986, 1066, 1086, 1486, 1586, 3388, 3588, 3788, 4366, 4386, 4568, 4586, 4786. Combines 815 s/n 3452 & up; 915 s/n 1865 & up; 1420, 1440, 1460, 1480. Confirm number of wire leads coming out of motor.	104.95 ea.
44505	2 wire motor. 786, 886, 986, 1086, 1486, 1586, 3388, 3588, 3788. Combines 1420, 1440, 1460, 1480. All 86 and 88 series above cab s/n 107807 use 44505. Confirm number of wire leads coming out of motor.	124.95 ea.
44505	3088, 3288, 3488, 3688, 5088, 5288, 5488, 6388, 6588, 6788, 7288, 7488. Combines 1620, 1640, 1644, 1660, 1666, 1680, 1688.	124.95 ea.
44510	2470, 2670 with cab s/n to 7864001; 770, 870, 970, 1070, 1090, 1170, 1175, 1270, 1370, 1570.	109.95 ea.
44515	1896, 2090, 2094, 2096, 2290, 2294, 2390, 2394; 2470, 2670 with cab s/n 7864002 & up; 2590, 2594, 2870, 3294, 3394, 3594, 4490, 4494, 4690, 4694, 4890, 4894, 4994.	82.95 ea.
44650	Includes blower housing with motor & blower wheels. Tractors 585, 595, 685, 995, 3220, 3230, 4210, 4230, 4240, 5120, 5130, 5140, 5220, 5230, 5240, 5250, 7110, 7120, 7130, 7140, 7150, 7210, 7220, 7230, 7240, 7250, 8910, 8920, 8930, 8940, 8950, 9310, 9330, 9350, 9370, 9380, 9390; 9210, 9230, 9240, 9250, 9260, 9270, 9280 s/n 28400 & up. Combines 2144, 2166, 2188; 2344 to s/n 174359; 2366 to s/n 252949; 2388 to s/n 267149.	249.00 ea.
44660	Blower motor assembly for heater and AC. MX100, MX110, MX120, MX135, MX150, MX170. Resistor not included.	194.95 ea.
44675	Blower motor assembly for heater and AC. MXM120, MXM130, MXM140, MXM155, MXM175, MXM190. Resistor not included.	219.95 ea.
44665	Blower motor assembly for heater and AC. MX180, MX200, MX210, MX215, MX220, MX230, MX240, MX245, MX255, MX270, MX275, MX285, MX305; Magnum series 215, 245, 255, 275, 305, 335; Steiger/STX series 275, 280, 325, 330, 335, 350, 375, 380, 385, 400, 425, 430, 435, 440, 450, 480, 485, 500, 530, 535, 550, 600. Combines 2344 s/n 174360 & up; 2366 s/n 252950 & up; 2377; 2388 s/n 267150 & up; 2577, 2588; 5130, 6130, 7130 built thru 2012. Resistor not included.	254.95 ea.

Order No. **Fits Models** **SHOUP Savings Price**

JOHN DEERE Blower motors fit both wheel and track models		
44550	4030, 4230, 4430, 4630; 40 series to cab s/n 167110; 8430 (75-78), 8630 to cab s/n 167883.	73.95 ea.
44500	Combines 3300, 4400, 4420, 6600, 7700. Forage Harvesters 5200, 5400; 5440, 5460 to s/n 490000.	104.95 ea.
44555	40 series cab s/n 167110 & up (4040, 4240, 4440, 4640, 4840); 2940, 4050, 4055, 4250, 4255, 4450, 4455, 4555, 4560, 4650, 4755, 4760, 4850, 4955, 4960; 8430 (75-78), 8630 cab s/n 167884 & up; 8440, 8450, 8640, 8650. Combines 6620, 7720, 8820. Cotton Picker 9960, 9965; Sprayer 6100, 6500, 6600; Forage Harvester 5720, 5730, 5820, 5830; Windrower 2320, 2420, 3430, 3830. Early 2350, 2550, 2750, 2950, 3040 with single blower motor with dual shafts (see photo).	85.95 ea.
44530	Blower motor assembly for heater and AC, 2 used. 5055E, 5065E, 5065M, 5075E, 5075M, 5083E, 5085E, 5085M, 5090E, 5090M, 5090R, 5093E, 5095M, 5100E, 5100M, 5100R, 5101E, 5105M, 5115M, 5115R, 5125M, 5125R, 5200, 5210, 5220, 5225, 5300, 5310, 5320, 5325, 5400, 5410, 5420, 5425, 5500, 5510, 5520, 5525, 5603, 5625, 6100D, 6105D, 6105E, 6105M, 6110, 6110D, 6110M*, 6115D, 6115M, 6120*, 6120E, 6120M*, 6125D, 6125M, 6130D, 6130M*, 6135E, 6140D, 6140M*, 6145M*, 6150M, 6155M*, 6170M, 6175M*, 6195M*, 6200, 6210, 6215, 6220*, 6230; 6230 Prem.*; 6300, 6310, 6320, 6330; 6330 Prem.*; 6400, 6403, 6405, 6410, 6415, 6420, 6430; 6430 Prem.*; 6500, 6603, 6605, 6615, 6715, 7130; 7130 Prem.*; 7200, 7210, 7220, 7230; 7230 Prem.*; 7320, 7330; 7330 Prem.*; 7400, 7410, 7420; 7430 Prem.*; 7510; 7520 (03-06); 7530 Prem.*; 7600, 7610*, 7700, 7710*, 7800, 7810*. Late 2350, 2550, 2750, 2950, 3040 with 2 blower motors (see photo). Sprayers 4630, R4023. *Without auto temperature control only.	159.95 ea.
44535	Blower motor for heater and AC. 8100*, 8200*, 8300*, 8400*; 9100, 9200, 9300, 9400 to tractor s/n 30093. *Early 8000 series require (1) JD No. R121666 impeller and (1) R56101 clip. Sprayer 4700 to s/n 6051.	181.95 ea.
44540	Pressurizer cab blower motor. 8100, 8110, 8200, 8210, 8300, 8310, 8400, 8410. Does not fit track models.	81.95 ea.
44565	Blower motor for heater and AC. Without auto temp. control only. Tractors 7630, 7720, 7730, 7820, 7830, 7920, 7930, 8110, 8120, 8130, 8210, 8220, 8230, 8310, 8320, 8330, 8410, 8420; 8430 MFWD (06-09); 8520, 8530; 9100, 9200, 9300, 9400 s/n 030094 & up; 9120, 9220, 9230, 9320, 9330, 9420, 9430, 9520, 9530, 9620, 9630. Sprayers 4700 s/n 6052 & up, 4710, 4720, 4730, 4830, 4930, 4940.	204.95 ea.
44545	Blower motor for heater and AC. Combines 9400, 9410, 9500, 9510, 9600, 9610, CTS, CTSII.	107.95 ea.
44560	Pressurizer cab blower motor. Combines 9400, 9410, 9450, 9500, 9510, 9550, 9560, 9600, 9610, 9650, 9660, CTS, CTSII, 9650CTS, 9660CTS, 9560STS, 9650STS, 9660STS, 9750STS, 9760STS, 9860STS.	116.95 ea.
MASSEY FERGUSON		
44500	1085, 1105, 1135, 1155, 1500, 1800, 4800, 4840, 4880, 4900. Combines 750, 760, 850, 855, 860, 865.	104.95 ea.
44576	Motor with blower wheels. 2640, 2675, 2705, 2745, 2775, 2805, 3505, 3525, 3545.	225.95 ea.
44505	Combines 8560, 8570, 8590.	124.95 ea.
FORD/NEW HOLLAND		
44500	Combines TR70, TR75, TR85, TR86, TR87, TR88, TR89, TR95, TR96, TR97, TR98, TR99. TR89 and TR99 confirm four wire leads come out of motor.	104.95 ea.
44600	4 wire motor. Tractors 4100, 4110, 4600, 4610, 5110, 5600, 5610, 5700, 6600, 6610, 6700, 6710, 6810, 7410, 7600, 7610, 7700, 7710, 8000, 8210, 8700, 9000, 9700, TW5, TW10, TW15, TW20, TW25, TW30, TW35. Confirm number of wire leads coming out of motor.	107.95 ea.
44605	2 wire motor. Tractors 4100, 4110, 4600, 4610, 5110, 5600, 5610, 5700, 6600, 6610, 6700, 6710, 6810, 7410, 7600, 7610, 7700, 7710, 7810, 7910, 8000, 8210, 8530, 8630, 8700, 8730, 9000, 9700, TW5, TW10, TW15, TW20, TW25, TW30, TW35. Confirm number of wire leads coming out of motor.	124.95 ea.
44665	Blower motor assembly for heater and AC. T8010, T8020, T8030, T8040, T8050, T9.390, T9.450, T9.505, T9.560, T9.615, T9.670, T9020, T9030, T9040, T9050, T9060, TG210, TG215, TG230, TG245, TG255, TG275, TG285, TG305, TJ275, TJ280, TJ325, TJ330, TJ375, TJ380, TJ425, TJ430, TJ450, TJ480, TJ500, TJ530. Resistor not included.	254.95 ea.
WHITE		
44500	100, 120, 125, 140, 145, 160, 170, 185, 195, 2-85, 2-88, 2-105, 2-110, 2-135, 2-150, 2-155, 2-180, 6124; 6125 to tractor s/n 621999, 6144; 6145 to tractor s/n 641999; 6175, 6195, 6215. 2-85, 2-105 confirm four wire leads come out of motor.	104.95 ea.

SHOUP® Replacement Condensers & Evaporators



SHOUP
Savings Price

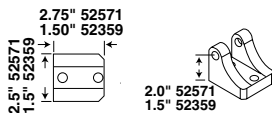
Order No.	Description - Fits Models	SHOUP Savings Price
CASE-IH Tractors with factory cabs		
22626	Condenser. 3088, 3288, 3488, 3688, 5088, 5288, 5488.	349.00 ea.
24030	Evaporator, includes expansion valve. Cabs to s/n 107806 on 886, 986, 1086, 1486, 1586, 3388, 3588, 3788.	369.00 ea.
25000	Evaporator, includes expansion valve. Cabs s/n 107806 & up on 786, 886, 986, 1086, 1486, 1586, 3388, 3588, 3788. All cabs on 3088, 3288, 3488, 3688, 5088, 5288, 5488, 6388, 6588, 6788, 7288, 7488.	469.00 ea.
CASE-IH Combines with factory cabs		
24030	Evaporator, includes expansion valve. 1420, 1440, 1460, 1480.	369.00 ea.
25000	Evaporator and heater core, 1 piece. Includes expansion valve. 1620, 1640, 1644, 1660, 1666, 1680, 1688.	469.00 ea.
JOHN DEERE Tractors with factory cabs		
22619	Condenser. 2350, 2550, 2750, 2940, 2950, 3150.	409.00 ea.
22661	Condenser. 2355, 2555, 2755, 2955, 3055, 3155, 3255.	369.00 ea.
22605	Condenser, includes hydraulic oil cooler. 4040, 4230, 4430, 4630.	569.95 ea.
22612	Condenser, includes hydraulic oil cooler. 4050, 4055, 4250, 4255, 4450, 4455, 4555, 4560, 4650, 4755, 4760.	909.00 ea.
22608	Condenser, includes hydraulic oil cooler. 4240, 4440, 4640.	749.00 ea.
22634	Condenser, includes hydraulic oil cooler. 4850, 4955, 4960.	839.00 ea.
26090	Evaporator. 4030 to cab s/n 76140; 4230 to cab s/n 76058; 4430 to cab s/n 76040; 4630 to cab s/n 76109; 8430 (75-78) to cab s/n 75970; 8630 to cab s/n 75977.	299.00 ea.
24020	Evaporator and heater core, high efficiency, 1 piece. 4030 cab s/n 76141 & up; 4040, 4050, 4055; 4230 cab s/n 76059 & up; 4240, 4250, 4255; 4430 cab s/n 76041 & up; 4440, 4450, 4455, 4560; 4630 cab s/n 76110 & up; 4640, 4650, 4755, 4760, 4840, 4850, 4955, 4960; 8430 (75-78) cab s/n 75971 & up; 8440, 8450; 8630 cab s/n 75978 & up; 8640, 8650, 8850.	249.00 ea.
24090	Evaporator and heater core, 1 piece. 8100, 8200, 8300, 8400; 9100, 9200, 9300, 9400 to s/n 30000; 9300T, 9400T to s/n 900136.	395.00 ea.
JOHN DEERE Combines with factory cabs		
22613	Condenser. 6600, 7700 built 1975 & after; 6620, 7720, 8820.	349.00 ea.
22611	Condenser (only), bolt on, 26-1/2" x 12-3/4" x 3-1/4". 9400, 9410, 9450, 9500, 9510, 9510SH; 9550 w/o fuel cooler; 9550SH w/o fuel cooler, 9600, 9610; 9650 w/o fuel cooler; 9660 w/o fuel cooler; 9660CTS w/o fuel cooler, CTS. Replaces JD No. AH149618.	525.00 ea.
24020	Evaporator and heater core, high efficiency, 1 piece. 6620, 7720, 8820.	249.00 ea.

LINEAR ACTUATORS

For use on applications that require open & close or up 7 down movement.

Uses include:

- Planter and Drill Controls
- Spray Boom Lift • Auger Controls
- Adjusting Spreader Rates



Order No.	Description	Price
52373	Controller for use with light duty linear actuators. Includes display, control unit, harness. Control 1 actuator with 3 user programmable presets.	100.95 ea.
52366	10 ft. controller harness ext.	25.75 ea.
54537	Momentary Switch. 12v DC, 30 amp with built in jumpers for polarity reversing.	17.95 ea.

Mounting Brackets (2 required)

52359	For light duty actuator.	17.75 ea.
52571	For industrial duty actuator.	43.95 ea.



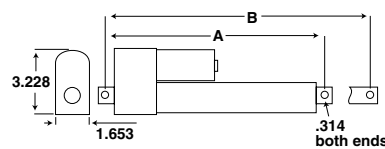
Order No.
52375

Wireless DC motor control. Remotely operate DC motors up to 40 amps. 150 ft. line-of-site range, waterproof. 2 button operation on key fob powers motor in forward or reverse polarity. Install by connecting power leads to 12v DC source and motor leads to DC motor. 2 key fob remote controls included. 139.95 ea.



Light Duty Linear Actuators

- 12v DC input voltage.
- Built-in potentiometer for use with 52373 controller to extend and contract with up to 3 programmable presets.
- Acme screw drive.
- All aluminum frame and extension tube.
- Working load capacity 110 lb.
- Static load capacity 500 lb.
- Gear Ratio 20:1. • Duty Cycle 25%.
- Speed at Max load: .39"/sec.

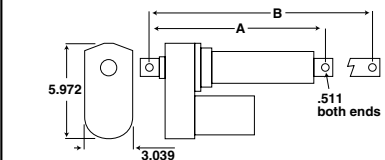


Order No.	A	B	Price
52250	9.7"	13.6"	153.00 ea.
	3.9" stroke		
52274	11.7"	17.6"	155.00 ea.
	5.9" stroke		
52298	13.7"	21.6"	157.00 ea.
	7.9" stroke		
52335	17.7"	29.5"	159.00 ea.
	11.8" stroke		



Industrial Duty Linear Actuators

- 12 vdc input voltage.
- Ball bearing screw drive.
- Aluminum case, stainless steel tube.
- Working load capacity 1000 lb.
- Static load capacity 3000 lb.
- Gear Ratio 20:1. • Duty Cycle 25%.
- Speed at Max load: .5"/sec.



Order No.	A	B	Price
52490	11.9"	15.9"	410.00 ea.
	4.0" stroke		
52520	14.0"	20.0"	412.00 ea.
	6.0" stroke		
52534	15.9"	23.9"	414.00 ea.
	8.0" stroke		
52381	19.9"	31.9"	416.00 ea.
	12.0" stroke		



SHOU® Replacement Radiators

- High-quality completely new (not recored) radiators.
- Meets or exceeds OEM specifications.



Order No.	Fits Models	SHOU Savings Price
ALLIS CHALMERS Tractors		
R45100	B, C, CA, D10, D12.	289.50 ea.
R45115	D17 gas.	549.00 ea.
R45110	WC s/n 74331 & up; WF s/n 1905 & up; WD, WD45 gas and LP.	349.50 ea.
R45120	180, 185.	819.00 ea.
R45130	7030, 7040, 7050; 7060 to s/n 6000.	1459.00 ea.
CASE Tractors		
R45850	730, 830 s/n 8200146 & up with standard clutch drive.	739.00 ea.
R45860	930 Comfort King (only).	774.50 ea.
R45867	1030 s/n 8310335 & up. Note: Requires Case thermostat hose A60169 and radiator cap A57167.	979.00 ea.
R45865	970, 1070, 1090, 1170, 1175; 1270 s/n 8736001 & up; 1370. Note: 970; 1070 to s/n 8675001 will require lower hose A62649.	939.00 ea.
R45875	1290, 1294, 1390.	369.00 ea.
R45895	1896, 2096.	965.00 ea.
R45200	2090, 2290, 2094, 2294.	799.00 ea.
R45210	2390, 2394, 2590, 2594, 3294, 3394, 3594.	1449.50 ea.
JOHN DEERE Tractors Cores only available for JD 2 cylinder applications. Housing not included.		
R45220	B s/n 60000 & up; 50, 520, 530.	329.90 ea.
R45230	A s/n 488000 & up; 60, 620, 630.	395.50 ea.
R45255	M, MI, MT, 40; 320, 330 to s/n 329999.	409.00 ea.
R45275	70, 720, 730 gas.	475.00 ea.
R45270	70, 720, 730 dsl.; 80, 820, 830 gas & dsl.	529.95 ea.
R45285	820 3 cyl. to s/n 75429; 1020 without hi-lo shift or reverser.	439.00 ea.
R45280	820 3 cyl. s/n 75430 & up; 830 3 cyl.; 1020 with hi-lo shift or reverser; 1120, 1530, 1630; 2040, 2240 to s/n 349999.	369.00 ea.
R45245	1520 without hi-lo shift or reverser.	564.95 ea.
R45290	1520 with hi-lo shift or reverser; 1830, 2020, 2030, 2120, 2130, 2630; 2440, 2640 to s/n 340999.	395.00 ea.
R45300	2350, 2550, 2750.	525.00 ea.
R45335	2155, 2355N s/n 622000 & up.	553.50 ea.
R45315	2355, 2555, 2755, 2855N to s/n 669788.	519.00 ea.
R45295	2355, 2555, 2755, 2855N s/n 669789 & up.	589.00 ea.
R45305	2440, 2640 s/n 341000 & up.	368.00 ea.
R45345	2510; 2520 (68-72).	479.00 ea.
R45310	2840, 3130.	599.00 ea.
R45320	2940, 2950, 3040, 3140; early 3050, 3350 with standard fill cap.	629.00 ea.
R45325	2955 early with standard fill cap.	629.50 ea.
R45355	2955, 3050, 3155, 3650 late with hose fill off reservoir tank; 3055, 3255.	659.00 ea.
R45330	940, 1040, 1140; 2040, 2240 s/n 350001 & up; 2150; 2155 to s/n 621999; 2255.	355.95 ea.
R45340	3010 gas & diesel.	479.00 ea.
R45350	3020 gas & diesel.	479.00 ea.
R45360	4000, 4020 gas & diesel.	539.00 ea.
R45370	4010 gas & diesel.	639.00 ea.
R45380	4230 with air conditioning.	769.00 ea.
R45385	4230 without air conditioning.	599.00 ea.
R45390	4320 (71-72).	719.00 ea.
R45400	4030.	745.00 ea.

Order No.	Fits Models	SHOU Savings Price
JOHN DEERE Tractors (cont.)		
R45410	4430.	769.00 ea.
R45420	4630 to s/n 10646.	1089.00 ea.
R45430	4630 s/n 10647 & up.	995.00 ea.
R45440	4040.	759.00 ea.
R45450	4240.	769.00 ea.
R45460	4440.	779.00 ea.
R45480	4640, 4840.	1069.00 ea.
R45485	4050 to s/n 5510.	1219.00 ea.
R45490	4050 s/n 5511 & up; 4055, 4250, 4255, 4450, 4455.	809.00 ea.
R45500	4555, 4755, 4955 to s/n 10000; 4650, 4850.	1159.00 ea.
R45510	4560, 4760, 4960; 4755, 4955 s/n 10000 & up.	1159.00 ea.
R45515	5200, 5300, 5400, 5400N. Heavy Brass/Copper construction, not plastic/aluminum.	359.00 ea.
R45425	6110, 6110L, 6200*, 6200L*, 6210, 6210L, 6300*, 6300L*, 6310, 6310L, 6400*, 6400L*, 6405, 6410, 6410L, 6500*, 6500L*, 6510L. *If used with JD cable (AL115857), hoses (L111090 & L111275), and hose clamp not available from Shoup.	579.00 ea.
R45405	7200, 7210, 7400, 7410, 7510.	669.00 ea.
R45435	7600, 7610, 7700, 7800; 7710, 7810 to s/n 899999.	909.00 ea.
R46005	7630, 7730, 7830, 7930. Sprayer 4730, 4830.	1049.00 ea.
R45475	8430 (75-78); 8440, 8630.	1785.00 ea.
R45530	8640. Bolt together.	2869.00 ea.
R45540	8650. Bolt together.	2739.00 ea.
R45995	8100, 8100T, 8110, 8110T, 8200, 8200T, 8210, 8210T, 8300, 8300T, 8310, 8310T, 8400, 8400T, 8410, 8410T. Replaces JD No. RE159541.	939.00 ea.
R46000	8120, 8120T, 8220, 8220T, 8320, 8320T.	949.00 ea.
R46001	8130, 8230, 8230T, 8330, 8330T; 8430 (06-09), 8430T, 8530, 8225R, 8245R, 8270R, 8295R, 8320R, 8345R to s/n 053099; 8295RT, 8320RT, 8345RT to s/n 907100. Sprayer 4930.	1629.00 ea.
R45896	8235R, 8260R, 8285R, 8310R, 8310RT, 8335R, 8335RT, 8360R. Sprayer 4940 with Tier 4 Engine.	1409.00 ea.
R45545	9100, 9200 s/n 020920 & up; 9120, 9220.	2599.00 ea.
R45565	9300, 9400 s/n 020890 & up; 9300T, 9320, 9320T, 9400T, 9420, 9420T, 9520, 9520T, 9620, 9620T.	2875.00 ea.
JOHN DEERE Combines		
R45519	6600 w/404 dsl. engine; 6620.	1289.00 ea.
R45520	7700 dsl. s/n 111900 & up; 7720, 8820.	1475.00 ea.
R45560	9400 to s/n 640100; 9500 to s/n 640200 & 9600 to s/n 640300 w/T series 190 hp eng.	1209.00 ea.
R45570	9400 s/n 640101 & up, 9410, 9450; 9500* s/n 640201 & up w/H series eng., 9510*; 9550* to s/n 700200; 9550SH* to s/n 700700; 9600 to s/n 640300 w/H series eng, CTS* . Replaces JD No. AH169362, AH128257, AH138940. *Confirm OEM number and side channel width of 4-7/8"	1399.00 ea.
R45580	9500* s/n 640201 & up; 9510*; 9550* to s/n 700200; 9550SH* to s/n 700700; 9600 s/n 640301 & up; 9610; 9650 to s/n 695300; CTS* s/n 655420 & up; CTSII; 9650CTS to s/n 695400. Replaces JD No. AH169363, AH144719. *Confirm OEM number and side channel width of 5-1/2"	1595.00 ea.

Radiators - Shoup Replacement (cont.)

Order No.	Fits Models	SHOUP Savings Price
JOHN DEERE Combines (cont.)		
R45585	9650STS to s/n 695500; 9750STS to s/n 695600.	1679.00 ea.
R45985	9650STS s/n 695501 & up; 9750STS s/n 695601 & up; 9660STS to s/n 715400; 9760STS to s/n 715500.	2095.00 ea.
JOHN DEERE Cotton Pickers		
R45570	9976.	1399.00 ea.
FORD Tractors		
R45600	2N, 8N, 9N.	298.00 ea.
R45610 4 cyl. only	NAA, Jubilee, 500, 501, 600, 601, 700, 701, 800, 801, 900, 1801, 2000, 2100, 4000, 4100 series ag tractors. Will not fit heavy duty industrial tractors.	359.00 ea.
R45630 3 cyl. only	Radiator without oil cooler. 2000, 2100, 2110, 2310, 2600, 2610, 2810, 2910, 3000, 3100, 3310, 3400, 3600, 3610, 3910, 4000, 4100, 4200, 4600 series.	309.00 ea.
R45635 3 cyl. only	3230, 3430, 3930, 4130, 4630.	309.50 ea.
R45625	Radiator with oil cooler; 5100, 5200 gas & dsl.; 5600, 6600 gas.	449.50 ea.
R45660	Radiator with oil cooler; 5600, 6600, 7600 dsl.; 5610 with A/C, 6610, 6810, 7410, 7610, 7810.	446.25 ea.
R45665	Radiator without oil cooler. 5000.	335.00 ea.
R45640	4610.	365.00 ea.
R45645	5600, 6600 without oil cooler.	319.00 ea.
R45615	Radiator without oil cooler. 5700, 6700 with A/C.	489.00 ea.
R45650	8700.	859.50 ea.
R45155	TW5, TW10, TW15, TW20, 8530, 8630.	798.00 ea.
R45160	TW25, 8730.	829.00 ea.
R45165	TW30, TW35, 8830.	995.00 ea.
INTERNATIONAL HARVESTER and CASE-IH Tractors		
R45680	Cub, Cub LoBoy except 154, 184, 185.	194.50 ea.
R45715	H, Super H.	399.00 ea.
R45675	M, MD, Super M, Super M-TA.	519.50 ea.
R45685	Super A s/n 356001 & up; Super C, 100, 130, 200, 230.	449.00 ea.
R45695	140.	459.00 ea.
R45765	400, 450 Farmall gas & dsl.	549.00 ea.
R45705	460 Farmall gas & diesel; 560 Farmall & International gas & dsl.	519.00 ea.
R45700	248, 385, 484, 584 s/n 8271 & up; 684, 784, Hydro 84, 485; 585, 685, 885 without air conditioning.	389.00 ea.
R45710	585, 595, 685, 695, 885, 895 with air conditioning.	639.00 ea.
R45720	656 International dsl. with gear or hydrostatic drive; 656 International gas with hydrostatic drive. Will not fit 656 Farmall.	609.00 ea.
R45772	574 gas with gear drive.	439.00 ea.
R45767	574 dsl. with gear drive; 674 dsl.	449.00 ea.
R45730	544 Farmall gas with gear drive; 666 gas with gear drive; 666 gas with hydrostatic drive s/n 10552 & up; Hydro 86 gas; 686 gas; Hydro 70 gas; 706 Farmall gas s/n 37237 & up; 706 International gas s/n 5274 & up.	569.00 ea.
R45740	656 Farmall gas; 656 Farmall dsl. with gear drive; 706 Farmall gas to s/n 37236; 706 Farmall dsl. to s/n 37237; 706 International gas and dsl. to s/n 5273; 756 LP gas; 756 gas.	559.00 ea.
R45750	666, 686 International dsl.; 706 Farmall dsl. s/n 37237 & up; 706 International dsl. s/n 5274 & up; 756 dsl., Hydro 70 dsl., Hydro 86 dsl.	599.00 ea.

Order No.	Fits Models	SHOUP Savings Price
INTERNATIONAL HARVESTER and CASE-IH Tractors (cont.)		
R45755	826 Farmall dsl., 826 International dsl.	639.00 ea.
R45780	766 dsl.; 886 with D360 eng.; 966; 986, Hydro 100, Hydro 186, 1066, 1466, 1566, 1086, 1486, 1586.	745.00 ea.
R45790	786; 886 with D358 eng.	659.00 ea.
R45795	806 dsl., LP, gas; 826 gas; 856 LP , gas, dsl.; 1026, 1206, 1256, 1456.	549.00 ea.
R45748	3088, 3288, 3488, 3688.	1279.00 ea.
R45735	3388, 3588, 3788, 6388, 6588, 6788.	1289.00 ea.
R45752	5088, 5288, 5488.	1039.00 ea.
R45725	5120, 5130, 5140, 5220, 5230, 5240, 5250.	545.00 ea.
R45775	7110, 7120, 7130, 7140, 7150; 7210, 7220, 7230, 7240, 7250 to PIN JJA0064977. Tractor PIN is located on floor board next to the dash console.	1395.00 ea.
R45791	7210, 7220, 7230, 7240, 7250 PIN JJA0064978 & up; 8910, 8920, 8930.	1419.00 ea.
R45792	8950; 9310, 9330 s/n JEE0036501 & up.	1590.00 ea.
R45771	MX100, MX110, MX120, MX135.	1098.00 ea.
R45975	MX180, MX200, MX220.	1528.00 ea.
R45965	MX210, MX230, MX255, MX285. Grille side inlet conn.	1387.00 ea.
INTERNATIONAL HARVESTER and CASE-IH Combines		
R45810	1460, 1480; 1640 to s/n 34705; 1660 to s/n 38346.	1519.00 ea.
R45830	1620 s/n 32630 & up; 1640 s/n 34705 & up; 1644; 1660 s/n 38346 & up; 1666; 1680 s/n 45689 & up (except rice combines); 2144; 2166 to s/n 180000; 2344.	2395.00 ea.
R45835	1680 to s/n 45689.	1829.00 ea.
R45837	1688; 2188 to s/n JJC0191482.	2679.00 ea.
R45838	2188 s/n JJC0191483 & up; 2366 to s/n JJC0255699; 2388 to s/n JJC0272999.	2390.00 ea.
R45877	2366 s/n JJC0255700 & up.	1709.00 ea.
R45891	2377 to s/n HAJ0295001; 2388 s/n JJC0273000 to HAJ0295001.	2239.00 ea.
MASSEY FERGUSON Tractors		
R45832	MF135 gas & dsl.	279.00 ea.
R45840	165, 175, 180 gas with Continental eng.; 165, 175, 180 dsl.	369.00 ea.
R45845	230 s/n 9A243032 to 9A284346; 245 to s/n 9A2825759.	325.00 ea.
R45825	TE20, TE-A20, TO20, TO30; TO35 s/n 204182 & up; MF35 gas with Continental eng.	308.00 ea.
R45880	255 with diesel AD4-203 engine.	395.00 ea.
R45870	255, 265 diesel with eng. A4-236 to s/n 9A282759; filler neck length: 4-11/16".	384.95 ea.
R45890	285 s/n 9A298063 & up equipped with power steering oil cooler.	409.00 ea.
R45900	240 2WD with manual steering, 250.	349.00 ea.
R45873	1105, 1135.	619.00 ea.
OLIVER Tractors		
R45955	770, 880.	675.00 ea.
WHITE Tractors		
R45950	2-85 s/n 297447 & up; 2-105 s/n 297447 & up.	1195.00 ea.
R45960	2-88, 2-110.	1319.00 ea.
R45915	2-105 s/n 261173 to 276761.	1189.00 ea.
R45970	2-135, 2-155.	1489.00 ea.
R45925	2-180.	1869.00 ea.
R45935	185, 195.	1209.00 ea.

SHOUP® Replacement Starters & Alternators

• 1 Year Warranty

• No return core required.

• New - not rebuilt

**SHOUP
Savings Price**

Order No. Description - Fits Models Style

Alternators for Allis Chalmers Confirm brand or style of alternator.

38725	72 amp Alternator; Delco style. Tractors 6060, 6070, 6080; 7000 s/n 8001 & up; 7010, 7020, 8010.	B	151.95 ea.
38730	72 amp Alternator; Delco style. Tractors 7000 to s/n 7999; 7030; 7040 to s/n 3500; 7050; 7060 to s/n 2512; 7080 to s/n 1468.	B	154.95 ea.
38250	100 amp High Output Alternator; Delco style. May be used in place of 38725 or 38730 72 amp alternator.	B	159.95 ea.
38200	100 amp High Output Alternator; Delco style, includes pulley and harness adapter. Replaces Niehoff with 3 wires leading off alternator. Tractors 7040 s/n 3501 & up; 7045; 7060 s/n 2513 & up; 7080 s/n 1469 & up; 7580, 8010, 8030, 8050, 8070, 8550.	B	235.95 ea.
38300	100 amp High Output Alternator; Delco style. Replaces Niehoff with 1 wire leading off alternator. Tractors 7040 s/n 3501 & up; 7045; 7060 s/n 2513 & up; 7080 s/n 1469 & up; 7580, 8010, 8030, 8050, 8070, 8550.		153.95 ea.

Starters for John Deere

39565	12V Starter for gas eng. Tractors 1020, 1520, 2020, 2030, 2040, 2510; 2520 (68-72).		259.00 ea.
39550	12V Starter for gas eng. Tractors 3010, 3020, 4010; 4000, 4020 to s/n 238810.		215.95 ea.
39510	12V Starter for dsl. eng. Tractors 3020 s/n 123000 & up; 4000; 4020 s/n 210000 & up; 4520 (69-70); Also early 4010, 4020 with 12 volt conversion.		498.95 ea.
39545	24V Starter for dsl. eng. Tractors 3010; 3020 to s/n 122999; 4010; 4020 to s/n 200999.		699.95 ea.
39540	12V Starter for dsl. eng. Tractors 4040; 4050 with 466 eng.; 4230, 4240, 4250; 4320 (71-72), 4430, 4440, 4450, 4620, 4630, 4640, 4650, 4840, 4850, 7020; 8430 (75-78), 8440, 8450; 8560 to eng. s/n 136850. Combines 6620, 7720, 8820; 9500, 9600 to eng. s/n 136850.		372.95 ea.
39532	12V Starter for dsl. eng. Tractors 820, 830 (3 cyl.); 1020, 1520, 1530, 2020, 2030, 2040, 2120, 2150, 2155, 2240, 2255, 2350, 2355, 2440, 2510; 2520 (68-72), 2550, 2555, 2630, 2640, 2750, 2755, 2840, 2855N, 2940, 2950, 2955, 3055, 3150, 3155, 3255, 6110, 6200, 6210, 6300, 6310, 6400, 6405, 6410, 6500.		319.95 ea.
39555	12V Starter. Tractors 7630, 7710, 7730, 7810; 7820 w/8.1L eng.; 7830, 7920, 7930; 8100, 8200, 8300, 8400 s/n 10000 & up; 8100T, 8110, 8110T, 8120, 8120T, 8200T, 8210, 8210T, 8220, 8220T, 8300T, 8310, 8310T, 8320, 8320T, 8400T, 8410, 8410T, 8420, 8420T, 8520, 8520T, 9100, 9120. Combines 9410, 9450, 9510, 9550, 9560, 9610, 9650, 9650CTS, 9650STS, 9660, 9660CTS, 9750STS, CTSII.		319.95 ea.
39535	12V Starter for dsl. eng. Tractors 4055, 4255, 4455, 4555, 4560, 4755, 4760, 4955, 4960, 7700, 7800; 8100, 8200, 8300 to s/n 9999; 8560 eng. s/n 136851 & up. Combines 9500, 9500SH, 9600 eng. s/n 136851 & up.		374.95 ea.
39661	12V Starter, Style M with offset motor, 11 tooth gear. Tractors 8130, 8225R, 8230, 8230T, 8235R*, 8245R*, 8260R*, 8270R*, 8285R*, 8295R*, 8295RT*, 8310R*, 8310RT*, 8320R*, 8320RT*, 8330, 8330T, 8335R*, 8335RT*, 8345R*, 8345RT*, 8360R*, 8360RT*, 8370R*, 8370RT*; 8430 (06-09), 8430T, 8530, 9230, 9370R*. Combines 9670STS, 9770STS, S660*, S670*. Cotton Pickers 7660. Forage Harvesters 7180, 7250, 8100*, 8200*. Sprayers 4930, 4940*.		329.95 ea.


*Confirm offset or in-line motor before ordering.

39229	12V Starter, Style N with in-line motor, 10 tooth gear. Tractors 7R210, 7R230, 7R250, 7R270, 7R290, 7R310, 7R330, 8R230, 8R250, 8R280, 8R310, 8RT310, 8RX310, 8R340, 8RT340, 8RX340, 8R370, 8RT370, 8RX370, 8R410, 8RT410, 8RX410, 7200R, 7210R, 7210R, 7215R, 7230R, 7250R, 7260R, 7270R, 7280R, 7290R, 7310R, 8235R*, 8245R*, 8260R*, 8270R*, 8285R*, 8295R*, 8295RT*, 8310R*, 8310RT*, 8320R*, 8320RT*, 8335R*, 8335RT*, 8345R*, 8345RT*, 8360R*, 8360RT*, 8370R*, 8370RT*, 8400R, 9360R, 9370R*. Combines S660*, S670*. Forage Harvester 8100*, 8200*. Sprayer 4940*.		419.95 ea.
-------	---	--	------------

Alternators for John Deere Confirm brand or style of alternator before ordering.

Style A = Spade terminals on back.
Style B = Spade terminals on top.

38720	72 amp Alternator; Delco style. Tractors 3010, 3020, 4010, 4020, 4030, 4230; 4320 (71-72), 4430, 4620, 4630, 6030, 7020, 7520 (72-75); 8430 (75-78) to s/n 006278; 8630 to s/n 008619.	B	151.95 ea.
-------	---	---	------------



Delco Style



39565



39510



39540



39532



39555



39661
Style - M
Offset Motor



39229
Style - N
In-line motor



Delco Style
Style - B
spade
terminals
on top.

Alternators - Shoup Replacement (Cont.)

Style - B
spade
terminals
on top.

Delco Style

38095

Style - A
spade
terminals
on back.

38765
38770

38775

38780

38790

39600

39605










39610

39615

39620

Order No.	Description - Fits Models	Style	SHOUP Savings Price
Alternators for John Deere (cont.)			
38100	100 amp Alternator; replaces Delco style. Tractors 4020, 4030, 4040, 4050, 4230, 4240, 4250, 4320 (71-72), 4430, 4440, 4450, 4620, 4630, 4640, 4840, 6030, 7020; 7520 (72-75); 8430 (75-78); 8630.	B	159.95 ea.
38095	90 amp Alternator; replaces Nippondenso, Denso, John Deere style. Tractors 4050, 4240, 4250, 4440, 4450, 4640, 4650, 4840, 4850; 8430 (75-78) s/n 006279 & up; 8440; 8630 s/n 008620 & up; 8640.	A	269.95 ea.
38770	120 amp Alternator; Denso style. Tractors 4055, 4255, 4455, 4555, 4560, 4755, 4760, 4955, 4960, 8560, 8570, 8760, 8770, 8870, 8960, 8970.		267.95 ea.
38765	140 amp Alternator; Denso style. Tractors 7600, 7610, 7700, 7710, 7800, 7810, 8100, 8100T, 8110, 8110T, 8200, 8200T, 8210, 8210T, 8300, 8300T, 8310, 8310T, 8400, 8400T, 8410, 8410T, 9100, 9200, 9300, 9300T, 9400, 9400T; 9120, 9220, 9320, 9420, 9520 to s/n 011174; 9320T, 9420T, 9520T to s/n 902185.		275.95 ea.
38775	200 amp Alternator; Bosch style. Tractors 7200R, 7210R, 7215R, 7230R, 7250R, 7260R, 7270R, 7280R, 7290R, 7310R, 7630, 7730, 7830, 7930, 8130, 8225R, 8230, 8230T, 8235R, 8245R, 8260R, 8270R, 8285R, 8295R, 8295RT, 8310R, 8310RT, 8320R, 8320RT, 8330, 8330T, 8335R, 8335RT, 8345R, 8345RT, 8360R, 8360RT, 8370R, 8370RT; 8430 (06-09), 8430T, 8530, 9230, 9330, 9370R, 9420R, 9430, 9430T, 9470R, 9470RT, 9470RX, 9520R, 9520RT, 9520RX, 9530, 9530T, 9570R, 9570RT, 9570RX, 9620R, 9620RX. Sprayers 4730, 4830, 4930, 4940.		319.95 ea.
38785	150 amp Alternator; Denso Style. Tractors 7720, 7820, 7920; 9120, 9220, 9320, 9420, 9520 s/n 011175 & up; 9320T, 9420T, 9520T s/n 902186 & up; 9620, 9620T. Sprayer 4720.		345.95 ea.
38780	200 amp Alternator. Combines 9560STS s/n 715301 & up; 9570STS; 9660STS s/n 715401 & up; 9670STS; 9760STS s/n 715401 & up; 9770STS, 9870STS; 9860STS s/n 715634 & up, S550, S650, S660, S670, S680, S690, S760, S770, S780, S790.		318.95 ea.
38115	100 amp High Output Alternator, Delco style with pulley and rear trash shield. Combines 3300, 4400, 4420, 6600, 6620, 7700, 7720, 8820. Replaces Motorola style with external regulator or Delco style with internal regulator.		206.95 ea.
38125	100 amp High Output Alternator, Delco style with rear trash shield. Combines 9400 to s/n 635305; 9500 to s/n 637627; 9600 to s/n 636603. Replaces Motorola style with external regulator or Delco style with internal regulator. Pulley 38126 or 38127 is required when replacing Motorola alternator.		187.95 ea.
38126	Single Groove Pulley for 38125 alternator.		24.95 ea.
38127	Double Groove Pulley for 38125 alternator.		43.50 ea.
38790	95 amp Alternator; Bosch style. Combines 9400 s/n 635306 & up; 9500 s/n 637628 & up; 9600 s/n 636604 & up; 9410, 9450, 9510, 9550, 9610, 9650, 9650CTS, 9650STS, 9660, 9660CTS, 9660STS, 9750STS, 9760STS, 9860STS, CTSII.		202.95 ea.
Starters for Case-IH			
39600	12V Starter ; replaces Nippondenso. Tractors 1896; 2090 s/n 9907663 & up; 2096; 2290 s/n 9907663 & up; 2294; 2390 s/n 9910733 & up; 2394; 2590 s/n 9910733 & up; 2594, 3294, 3394, 3594, 4494, 4694; Magnum 7110, 7120, 7130, 7140, 7150, 7210, 7220, 7230, 7240, 7250; Magnum 8910, 8920, 8930, 8940, 8950 to s/n JJA0076313; Steiger 9110, 9130 s/n JCB003600 & up; Steiger 9210, 9230, 9240; Steiger 9310, 9330 to s/n JJE0069097. Combines 1620 s/n JJC0032630 & up; 1640 s/n JJC0034705 & up; 1644; 1660 s/n JJC0038346 & up; 1666; 1680 s/n JJC0045689 & up; 1688, 2144, 2166, 2188.		399.95 ea.
39605	12V Starter ; Bosch Style. Tractors Maxxum 5130, 5140, 5230, 5240, 5250; MX100, MX110, MX120, MX135, MX150, MX170.		258.95 ea.
39610	12V Starter ; Delco Style 42MT. Tractors Steiger 9150, 9170, 9180, 9250, 9260, 9270, 9280, 9350, 9370, 9380, 9390; STX375, STX425, STX440, STX450 to s/n JEE0102478.		394.95 ea.
39615	12V Starter ; Denso Style. Tractors Magnum 8910, 8920, 8930, 8940, 8950 s/n JJA0076314 & up; MX180, MX200, MX210, MX220, MX230, MX240, MX255, MX270, MX285; Steiger 9310, 9330 s/n JJE0069097 & up; STX275, STX325. Combines 2344; 2366 to s/n JJC0256399; 2388 to s/n JJC0274449.		328.95 ea.
39620	12V Starter ; Iskra Style. Tractors Magnum 215, 245, 275, 305, 335; MX215, MX245, MX275, MX305.		329.95 ea.

Alternators - Shoup Replacement (Cont.)

	Order No.	Description - Fits Models	Style	SHOUP Savings Price
	39625			
Starter for Case-IH (cont.)				
	39625	12V Starter; Delco Style 39MT. Tractors STX375, STX425, STX450, STX500 s/n JEE0102479 & up.		394.95 ea.
	39630	24V Starter; Denso Style. Tractors Steiger 380, 385, 430, 435, 450, 485; STX380, STX430. Combines 8230, 9230.		399.95 ea.
	39635	12V Starter; Denso Style. Tractors Magnum 235, 250, 260, 280, 290, 310, 315, 340, 370, 380, 400.		569.00 ea.
	39640	24V Starter; Denso Style. Combines AFX8010, 8010, 8120, 9010, 9120.		295.95 ea.
	39645	24V Starter; Denso Style. Combines 7010, 7120.		289.95 ea.
	39650	12V Starter; Iskra Style. Combines 2366 s/n JJC0256400 & up; 2377; 2388 s/n JJC0274450 & up; 2577, 2588, 5088, 6088, 7088.		379.95 ea.
Alternators for Case-IH				
<p style="text-align: center;">Confirm brand or style of alternator. Style B = Spade terminals on top. Style D = Spade terminals on RH side.</p>				
	38723	72 amp Alternator; Delco style. Tractors Hydro 100, Hydro 186, Farmall 140, 464, 574, 674, 686, 786, 886, 970, 986, 1206, 1256, 1486, 1586, 1896, 2090, 2096, 2290, 2390, 3088, 3288, 3488, 3688, 5088, 5288, 5488.	D	151.95 ea.
	38720	72 amp Alternator; Delco style. Tractors Hydro 100, Hydro 186, Farmall 140, 464, 666, 766, 770, 786, 870, 886, 966, 970, 986, 1066, 1070, 1086, 1090, 1170, 1175, 1270, 1370, 1466, 1468, 1486, 1566, 1568, 1570, 1586, 1896, 2090, 2094, 2096, 2290, 2294, 2390, 2394, 2470, 2590, 2594, 2670, 3088, 3288, 3294, 3388, 3488, 3588, 3688, 3788, 4166, 4186, 4366, 4386, 4490, 4568, 4586, 4690, 5088, 5288, 5488, 6388, 6588.	B	151.95 ea.
	38100	100 amp Alternator; Delco style. Tractors 966, 986, 1066, 1070, 1086, 1090, 1170, 1175, 1270, 1370, 1466, 1468, 1486, 1568, 1570, 1586, 1896, 2090, 2096, 2290, 2390, 2670, 3088, 3288, 3388, 3488, 3588, 3688, 3788, 4166, 4186, 4366, 4386, 4490, 4568, 4586, 4690, 5088, 5288, 5488, 6388, 6588.	B	159.95 ea.
	38140	135 amp High Output Alternator; Bosch style. Tractors Magnum 7110, 7120, 7130, 7140, 7150, 7210, 7220, 7230, 7240, 7250, 8910, 8920, 8930, 8940, 8950; MX180, MX200; MX210, MX230, MX255, MX285 to s/n 135316; MX220, MX240, MX270; STX275, STX325, STX375, STX425, STX440, STX450, STX500. Replaces Delco style on Steiger 9210, 9230, 9240, 9250, 9260, 9310, 9330, 9350. Requires Case-IH adapter kit 356874A1 (available from Case-IH only). Replaces Delco style on Steiger 9270, 9280, 9370, 9380, 9390. Requires Case-IH adapter kit 356875A1 (available from Case-IH only). Combines 1620 s/n 32630 & up; 1640 s/n 34705 & up; 1660 s/n 38346 & up; 1680 s/n 45689 & up; 1644, 1666, 1688, 2144, 2166, 2188, 2344, 2366, 2377, 2388, 2577, 2588; 5088, 6088, 7088 to s/n Y9G001764.	C	229.95 ea.
	38130	100 amp High Output Alternator; Delco style, with rear trash shield. Combines 715 s/n 5323 & up; 815, 915 s/n 8001 & up; 1420, 1440, 1460, 1480; 1620 to s/n 32629; 1640 to s/n 34704; 1660 to s/n 38345; 1680 to s/n 45688. Also replaces Motorola and Niehoff style using 38131 double pulley.		175.95 ea.
	38131	Double Groove Pulley, 4-5/16" diameter; for 38130 Delco style on 1420 thru 1680.		59.95 ea.
	38790	95 amp Alternator; Bosch style with pulley. Tractors 1896, 2096; Maxxum 5120, 5130, 5140, 5150, 5220, 5230, 5240, 5250; MX100, MX100C, MX110, MX120, MX135, MX150, MX170.		202.95 ea.
	38160	175 amp Alternator; Iskra/Letrika style. Tractors Magnum 215, 245, 275, 305, 335; MX215, MX245, MX275, MX305; Steiger 380, 385, 430, 435, 485; STX380, STX430. Sprayers Patriot SPX3320, 2240, 2250, 3230, 3240, 3330, 3340, 4420. Will also replace Iskra/Letrika 150 amp alternators.	F	359.95 ea.
	38165	200 amp Alternator; Bosch style. Tractors Magnum 215, 245, 275, 305, 335; MX215, MX245, MX275, MX305; Steiger 280, 330, 335, 380, 385, 430, 435, 480, 485, 500, 535; STX280, STX330, STX380, STX430, STX480, STX530. Combines 5088, 6088, 7088 s/n Y9G001765 & up. Will also replace Bosch 160 amp alternators.	G	299.95 ea.

	Order No.	Description - Fits Models	Style	SHOUP Savings Price
	38155	Alternators for Case-IH (cont.) 200 amp Alternator; Bosch style. Tractors Magnum 180, 190, 200, 210, 220, 225, 235, 240, 250, 260, 280, 290, 310, 315, 340, 370, 380; Steiger 350, 370. Combines 5130, 5140, 6130, 6140, 7130, 7140. Sprayer Patriot 4440. Planters 2130, 2140, 2150, 2160. Will also replace Bosch 150 amp alternators.	H	394.95 ea.
	38170	185 amp Alternator; Motorola style. Tractors STX375, STX425, STX450, STX500. Combines 7010, 7120, 7230, 7240, 7250, AFX8010, 8010, 8120, 8230, 8240, 8250, 9010, 9120, 9230, 9240, 9250.		581.95 ea.
	38720	Alternators for Massey-Ferguson 1505, 1805, 2675, 2705, 2745, 2775, 2805 confirm alternator is Delco. 72 amp Alternator; Delco style. Tractors 230, 245, 255, 265, 275, 285, 1085, 1105, 1135, 1155, 1505, 1805, 2675, 2705, 2745, 2775, 2805.	B	151.95 ea.
	38100	100 amp Alternator; Delco style. Tractors 275, 285, 1085, 1105, 1135, 1155, 1505, 1805, 2675, 2705, 2745, 2775, 2805.	B	159.95 ea.
	39610	Starters for New Holland 12V Starter; Delco Style 42MT. Tractors TJ375, TJ425, TJ450 to s/n RVS001918.		394.95 ea.
	39625	12V Starter; Delco Style 39MT. Tractors TJ375, TJ425, TJ450, TJ500 s/n RVS001919 & up.		394.95 ea.
	39615	12V Starter; Denso Style. Tractors TG210, TG230, TG255, TG285.		328.95 ea.
	39620	12V Starter; Iskra Style. Tractors TG215, TG245, TG275, TG305, T8010, T8020, T8030, T8040, T8050.		329.95 ea.
	39630	24V Starter; Denso Style. Tractors TJ380, TJ430, T9030, T9040, T9050.		399.95 ea.
	39635	12V Starter; Denso Style. Tractors T8.275, T8.300, T8.320, T8.330, T8.350, T8.360, T8.380, T8.390, T8.410, T8.420, T8.435.		569.00 ea.
	38155	Alternators for New Holland 200 amp Alternator; Bosch style. Tractors T8.275, T8.300, T8.320, T8.330, T8.350, T8.360, T8.380, T8.390, T8.410, T8.420, T8.435, T9.435.	H	394.95 ea.
	38160	175 amp Alternator; Iskra/Letrika style. Tractors TG215, TG245, TG275, TG305, TJ280, TJ330, TJ380, TJ430, TJ480, TJ530, T8010, T8020, T8030, T8040, T8050, T9010, T9020, T9030, T9040, T9050, T9060. Will also replace Iskra/Letrika 150 amp alternators.	F	359.95 ea.
	38165	200 amp Alternator; Bosch style. Tractors TG215, TG245, TG275, TG305, TJ280, TJ330, TJ380, TJ430, TJ480, TJ530, T8010, T8020, T8030, T8040, T8050, T9010, T9020, T9030, T9040, T9050, T9060. Will also replace Bosch 160 amp alternators.	G	299.95 ea.
	38170	185 amp Alternator; Motorola style. Tractors TJ375, TJ425, TJ450, TJ500. Combines CR920, CR940, CR960, CR970, CR6090, CR7090, CR8080, CR8090, CR9040, CR9060, CR9065, CR9070, CR9080, CR9090, CR6.80, CR6.90, CR7.90, CR8.90, CR9.90, CR10.90.		581.95 ea.
	38740	Alternators for White Confirm brand or style of alternator. 72 amp Alternator; Delco style. Tractors 2-70, 2-85, 2-88, 2-105, 2-110, 2-150; 4-150 with Delco; 4-180.	B	151.95 ea.
	38745	100 amp Alternator; Delco style. Tractors 2-70, 2-85, 2-88, 2-105, 2-110, 2-150; 4-150 with Delco; 4-180.	B	159.95 ea.
	38750	72 amp Alternator, Delco style; replaces Motorola. Includes pulley and adapter harness. Tractors 2-135, 2-155; 4-150 with Motorola.		203.50 ea.
	38760	100 amp Alternator, Delco style; replaces Motorola. Includes pulley and adapter harness. Tractors 2-135, 2-155; 4-150 with Motorola.		216.95 ea.

AM/FM STEREO RADIOS CD AM/FM STEREO RADIOS



33107
33117

♪ Pre-assembled and wired for easy installation in factory equipped cabs.

♪ Programmable preset memory for up to 18 FM and 12 AM stations.

♪ Clock.

♪ Digital Display.

♪ High Power.

♪ Seek/Scan.

♪ Electronic Tuning.

♪ One year warranty

♪ AM/FM Stereo Radios - Include Weather Band, Bluetooth, USB, MP3

♪ CD AM/FM Stereo Radios - Includes Weather Band, Bluetooth, USB, MP3



33127

Order No.	Description	Fits Models	SHOUP Savings Price
John Deere			
33100	AM/FM Radio Black grille with front speaker.	Tractors 4030, 4230, 4430, 4630; 8430 (75-78); 8630; 4040, 4240, 4440, 4640, 4840, 8440, 8640 prior to 1982 with 3-pin rectangular plug.	194.95 ea.
33107	CD AM/FM Radio Black grille with front speaker.	Combines 4420; 6620, 7720, 8820 prior to 1982 with 3-pin rectangular plug.	239.95 ea.
33600	AM/FM Radio Black grille with front speaker.	Tractors 4040, 4240, 4440, 4640, 4840, 8440, 8640 only 1982 with 6-pin square plug.	194.95 ea.
33607	CD AM/FM Radio Black grille with front speaker.	Combines 6620, 7720, 8820 1982 & after with 6-pin square plug.	239.95 ea.
33110	AM/FM Radio Brown grille with front speaker.	Tractors 2155, 2350, 2355, 2355N, 2550, 2555, 2750, 2755, 2855N, 2950, 2955,	194.95 ea.
33117	CD AM/FM Radio Brown grille with front speaker.	3055, 3150, 3155, 3255, 4050, 4250, 4450, 4650, 4850, 8450, 8650, 8850.	239.95 ea.
33120	AM/FM Radio - Brown grille.	Tractors 4055, 4255, 4455, 4555, 4560, 4755, 4760, 4955, 4960.	194.95 ea.
33127	CD AM/FM Radio - Brown grille.		239.95 ea.
33624	AM/FM Radio	Tractors 3320, 3520, 3720; 4520 (05-14), 4720, 5065M, 5220, 5225, 5320, 5325, 5420, 5425, 5520, 5525, 5603, 5625, 6100D, 6190R, 6210R; 6230 Premium; 6330 Premium; 6430 Premium, 7130; 7130 Premium, 7200R*, 7215R*, 7220, 7230; 7230 Premium, 7260R*, 7280R*, 7320, 7330; 7330 Premium, 7420; 7430 Premium; 7520 (03-07); 7530 Premium, 7630, 7720, 7730, 7820, 7830, 7920, 7930, 8120, 8120T, 8130, 8220, 8220T, 8225R*, 8230, 8230T, 8235R*, 8260R*, 8285R*, 8295R*, 8295RT*, 8310R*, 8310RT*, 8320, 8320T, 8330, 8330T, 8335R*, 8335RT*, 8360R*, 8360RT*, 8420, 8420T; 8430 (06-09); 8430T, 8520, 8520T, 8530, 9120, 9220, 9230, 9320, 9320T, 9330, 9360R*, 9410R*, 9420, 9420T, 9430, 9430T, 9460R*, 9460RT*, 9510R*, 9510RT*, 9520, 9520T, 9520R*, 9520RT*, 9530, 9530T, 9560R*, 9560RT*, 9620, 9620T, 9630, 9630T.	194.95 ea.
33627	CD AM/FM Radio	Combines 9450, 9550, 9550SH, 9560, 9560SH, 9560STS, 9570STS, 9650, 9650CTS, 9650STS, 9660, 9660STS, 9670STS, 9750STS, 9760STS, 9770STS, 9860STS, 9870STS. Sprayers 4630, 4710, 4720, 4730, 4830, 4920, 4930, 4940.	229.95 ea.
* If Substituting for a Premium radio, the CommandCenter™ remote switches will not work.			
33625	AM/FM Radio	Tractors 4044R, 4052R, 4066R, 5055E, 5065E, 5075E, 5075M, 5083E, 5085E, 5085M, 5090M, 5090R, 5093E, 5095M, 5100E, 5100M, 5100R, 5101E, 5105M, 5115M, 5115R, 5125R, 6105D, 6105E, 6105M, 6105R, 6110D, 6110M, 6110R, 6115D, 6115M, 6115R, 6120E, 6120M, 6120R, 6125D, 6125M, 6125R, 6130D, 6130M, 6130R, 6135E, 6140D, 6140M, 6140R, 6145M, 6145R, 6150M, 6150R, 6155M, 6155R, 6170M, 6170R, 6175M, 6175R, 6195M, 6195R, 6215R, 7210R*, 7230R*, 7250R*, 7270R*, 7290R*, 7310R*, 8245R*, 8270R*, 8320R*, 8320RT*, 8345R*, 8345RT*, 8370R*, 8370RT*, 8400R*, 9370R*, 9420R*, 9470R*, 9470RT*, 9570R*, 9570RT*, 9620R*. Combines S550*, S650*, S660*, S670*, S680*, S690*. Sprayers R4023, R4030, R4038, R4044, R4045, R4060.	204.95 ea.
33628	CD AM/FM Radio		239.95 ea.
33640	AM/FM Radio	Tractors 6120, 6215, 6220, 6320, 6403, 6415, 6420, 6603,	194.95 ea.
33647	CD AM/FM Radio	6615, 6715, 6230 Standard, 6330 Standard, 6430 Standard.	239.95 ea.
33609	AM/FM Radio	Tractors 7200, 7210, 7400, 7410, 7510, 7600, 7610, 7700, 7710, 7800, 7810,	194.95 ea.
33611	CD AM/FM Radio	8100, 8100T, 8110, 8110T, 8200, 8200T, 8210, 8210T, 8300, 8300T, 8310, 8310T, 8400, 8400T, 8410, 8410T, 9100, 9200, 9300, 9300T, 9400, 9400T.	239.95 ea.
33160	AM/FM Radio kit Black grille. Includes speakers & antenna.	Sprayer 6000. Cotton Strippers 7440, 7445. Cotton Pickers 9910, 9920, 9930, 9940, 9950, 9960.	259.95 ea.
33170	AM/FM Radio kit Brown grille with speakers & antenna.	Sprayer 6500 prior to 1998. Cotton Strippers 7450, 7455 prior to 1988.	259.95 ea.
33177	CD AM/FM Radio kit Brown grille with speakers & antenna.	Cotton Picker 9965.	284.95 ea.
33130	AM/FM Radio	Tractors 8560, 8570, 8760, 8770, 8870, 8960, 8970.	194.95 ea.
33148	AM/FM Radio	Combines 9400 to s/n 640100; 9500 to s/n 640200; 9600 to s/n 640300.	194.95 ea.
33156	CD AM/FM Radio		229.95 ea.
33141	AM/FM Radio	Tractors 5200, 5210, 5300, 5310, 5400, 5410, 5500, 5510, 6110, 6200, 6210, 6300, 6310, 6400, 6405, 6410, 6510, 6605. Cotton Picker 9976. Sprayers 4700, 6700.	194.95 ea.
33142	CD AM/FM Radio	Combines 9400 s/n 640101 & up; 9410; 9500 s/n 640201 & up; 9510; 9600 s/n 640301 & up; 9610; CTS prior to 2002; CTSII.	229.95 ea.

Radios (continued)

Order No.	Description	Fits Models	SHOUP Savings Price
Case-IH			
33180	AM/FM Radio	Tractors 986, 1086, 1486, 1586, 3088, 3288, 3388, 3488, 3588, 3688,	204.95 ea.
33187	CD AM/FM Radio	3788, 4366, 4386, 4586, 4786, 5088, 5288, 5488, 6388, 6588, 6788.	239.95 ea.
33200	AM/FM Radio with 6-pin rectangular plug Fits both wheeled and Quadtrac.	Tractors 595, 695, 785, 795, 885, 895, 985, 995, 3220, 3230, 4210, 4230, 4240, 5120, 5130, 5140, 5220, 5230, 5240, 5250, 7110, 7120, 7130, 7140, 7150, 7210, 7220, 7230, 7240, 7250, 8910, 8920, 8930, 8940, 8950, 9210, 9230, 9240, 9250, 9260, 9270, 9280, 9310, 9330, 9350, 9370, 9380, 9390; MX80C, MX90C, MX100, MX100C, MX110, MX120, MX135, MX150, MX170 (built 1997-1998 requires 33221 adapter). Combines 1644, 2144, 2166, 2188; early 2344, 2366, 2388 with 6-pin rectangular plug. Cotton Pickers 2155, 2555, CPX420, CPX620, CPX625.	204.95 ea.
33221	Adapter 21-pin to 6-pin	Use with 33200 on MX80C, MX90C, MX100, MX100C, MX110, MX120, MX135, MX150, MX170 with 21 pin harness built 1997-1998.	24.95 ea.
33205	AM/FM Radio	Tractors 9110, 9120, 9130, 9150, 9170, 9180, 9190.	224.95 ea.
33275	AM/FM Radio	Tractors CX50, CX60, CX70, CX80, CX90, CX100; Farmall 65A, 65C, 70, 75A, 75C, 80, 85C, 85U, 90, 90C, 95, 95A, 95C, 95U, 100C, 105C, 105U; JX55, JX60, JX65, JX70, JX70U, JX75, JX80, JX80U, JX85, JX90, JX90U, JX95, JX100, JX100U, JX110, JX1060C, JX1070C, JX1070U, JX1075C, JX1080U, JX1085C, JX1090U, JX1095C, JX1100U; MX80C, MX90C, MX100, MX100C, MX110, MX120, MX135, MX150, MX170 1999 & newer; MXM120, MXM130, MXM140, MXM155, MXM175, MXM190, MXU100, MXU110, MXU115, MXU125, MXU130, MXU135; Maxxum 110, 115, 120, 125, 130, 135, 140, 145, 150; Puma 115, 125, 130, 140, 145, 150, 155, 160, 165, 170, 180, 185, 195, 200, 210, 215, 220, 225, 230, 240.	204.95 ea.
33281	CD AM/FM Radio	Tractors MX180, MX200, MX210, MX215, MX220, MX230, MX240, MX245, MX255, MX270, MX275, MX285, MX305 (built 1999 requires 33222 adapter); Magnum 180, 190, 200, 210, 215, 220, 225, 235, 240, 245, 250, 255, 260, 275, 280, 290, 305, 310, 315, 335, 340, 370, 380; STX275, STX280, STX325, STX330, STX375, STX380, STX425, STX430, STX440, STX450, STX480, STX500, STX530; Steiger 280, 330, 335, 350, 370, 380, 385, 400, 420, 430, 435, 450, 470, 480, 485, 500, 530, 535, 540, 550, 580, 600, 620. Combines late 2344, 2366, 2388 with 11-pin square plug; 2377, 2577, 2588, 5088, 5130, 5140, 5150, 6088, 6130, 6140, 6150, 7010, 7088, 7120, 7130, 7140, 7150, 7230, 7240, 7250, AFX8010, 8010, 8120, 8230, 8240, 8250, 9120, 9230, 9240, 9250.	239.95 ea.
33282	AM/FM Radio with 11-pin square plug Fits both wheeled and Quadtrac.	Tractors MX180, MX200, MX210, MX215, MX220, MX230, MX240, MX245, MX255, MX270, MX275, MX285, MX305 (built 1999 requires 33222 adapter); Magnum 180, 190, 200, 210, 215, 220, 225, 235, 240, 245, 250, 255, 260, 275, 280, 290, 305, 310, 315, 335, 340, 370, 380; STX275, STX280, STX325, STX330, STX375, STX380, STX425, STX430, STX440, STX450, STX480, STX500, STX530; Steiger 280, 330, 335, 350, 370, 380, 385, 400, 420, 430, 435, 450, 470, 480, 485, 500, 530, 535, 540, 550, 580, 600, 620. Combines late 2344, 2366, 2388 with 11-pin square plug; 2377, 2577, 2588, 5088, 5130, 5140, 5150, 6088, 6130, 6140, 6150, 7010, 7088, 7120, 7130, 7140, 7150, 7230, 7240, 7250, AFX8010, 8010, 8120, 8230, 8240, 8250, 9120, 9230, 9240, 9250.	204.95 ea.
33287	CD AM/FM Radio with 11-pin square plug	Combines late 2344, 2366, 2388 with 11-pin square plug; 2377, 2577, 2588, 5088, 5130, 5140, 5150, 6088, 6130, 6140, 6150, 7010, 7088, 7120, 7130, 7140, 7150, 7230, 7240, 7250, AFX8010, 8010, 8120, 8230, 8240, 8250, 9120, 9230, 9240, 9250.	239.95 ea.
33222	Adapter 21-pin to 16-pin	Use with 33282 & 33287 on MX180, MX200, MX210, MX215, MX220, MX230, MX240, MX245, MX255, MX270, MX275, MX285, MX305 with 21 pin harness built in 1999.	24.75 ea.
33181	AM/FM Radio	Tractors 2090, 2290, 2390, 2590, 4490, 4690, 4890.	204.95 ea.
33194	CD AM/FM Radio		239.95 ea.
33190	AM/FM Radio Mounted in control face plate.	Tractors 1394, 1494, 1594, 1694, 1896, 2094, 2096, 2294,	204.95 ea.
33197	CD AM/FM Radio Mounted in control face plate.	2394, 2594, 3294, 3394, 3594, 4494, 4694, 4894, 4994.	249.95 ea.
33210	AM/FM Radio	Combines 1420, 1440, 1460, 1480.	204.95 ea.
33220	AM/FM Radio	Combines 1620, 1640, 1644, 1660, 1666, 1680, 1688. Cotton Pickers 1822, 1844, 2022, 2044, 2055.	204.95 ea.
New Holland			
33283	AM/FM Radio	Tractors T4020, T4030, T4040, T4050, T5040, T5050, T5060, T5070, T6010, T6020, T6030, T6040, T6050, T6070, T6080, T6090, T7030, T7040, T7050, T7060, T7070, T8010, T8020, T8030, T8040, T8050, T9010, T9020, T9030, T9040, T9050, T9060, T5.90, T5.95*, T5.100, T5.105*, T5.110, T5.115*, T5.120, T5.130, T5.140, T6.120, T6.125, T6.140, T6.145, T6.150, T6.155, T6.160, T6.165, T6.175, T6.180, T7.165, T7.170, T7.175, T7.185, T7.190, T7.200, T7.210, T7.220, T7.225, T7.230, T7.235, T7.245, T7.250, T7.260, T7.270, T7.290, T7.315, T8.275, T8.300, T8.320, T8.330, T8.350, T8.360, T8.380, T8.390, T8.410, T8.420, T8.435, T9.390, T9.435, T9.450, T9.480, T9.505, T9.530, T9.560, T9.565, T9.600, T9.615, T9.645, T9.670, T9.700, TD75D, TD80D, TD5030, TD5050, TG210, TG215, TG230, TG245, TG255, TG275, TG285, TG305, TJ275, TJ280, TJ325, TJ330, TJ375, TJ380, TJ425, TJ430, TJ450, TJ480, TJ500, TJ530, TL80A, TL90A, TL100A, TM120, TM130, TM140, TM155, TM175, TM190, TN70DA, TN75DA, TN85DA, TN95DA, TS100A, TS115A, TS125A, TS135A, TS6020, TS6030, TV145, TV6070; Powerstar 65, 75, 90, 100, 110, 120; Workmaster 55, 65, 75, 95, 105, 120. Combines CR920, CR940, CR960, CR970, CR980, CR6090, CR7090, CR8080, CR8090, CR9040, CR9060, CR9065, CR9070, CR9080, CR9090, CR6.80, CR6.90, CR7.90, CR8.90, CR9.90, CR10.90, CX8.80, CX8.90. *Mounts into 2" x 7" rectangular opening.	204.95 ea.
33284	AM/FM Radio With two 8-pin flat plugs.	Tractors TW5, TW15, TW25, TW35. Confirm wiring harness has two individual 8-pin plugs in rear of radio.	204.95 ea.
33285	AM/FM Radio With 9-pin square pin plugs.	Tractors 8670, 8770, 8870, 8970, 9280, 9480, 9680, 9880. Confirm 9-pin square plug on radio before ordering.	204.95 ea.
Kubota			
33400	AM/FM Radio	Tractors B2650, B3350, L3010, L3410, L3430, L3560, L3710, L4060, L4310, L4330, L4610, L4630, L4760, L5030, L5060, L5460, L6060, M4-061, M4-071, M5-091, M5-111, M6-101, M6-111, M6S-111, M6-131, M6-141, M7-131, M7-151, M7-171, M95S, M96S, M100GX, M105S, M108S, M110GX, M126GX, M135GX, M5040, M5140, M6040, M6060, M7040, M7060, M8540, M8560, M9540, M9960.	194.95 ea.
33405	AM/FM Radio	Tractors L3240, L3540, L3940, L4240, L4740, L5040, L5240, L5740.	204.95 ea.
33410	AM/FM Radio	Tractors M95X, M100X, M105X, M108X, M110X, M125X, M126X, M128X, M135X.	204.95 ea.
33415	AM/FM Radio	Tractors M110, M120, M4900, M5700, M6800, M8200, M9000.	194.95 ea.

Radios (continued)

Order No.	Description	Fits Models	SHOUP Savings Price
Versatile			
33283	AM/FM Radio	Tractors 305, 340, 375, 400, 435, 485, 535, 575.	204.95 ea.
33285	AM/FM Radio	Tractors 2145, 2160, 2180, 2210, 2290, 2335, 2360, 2375, 2425. Confirm 9-pin square plug on radio before ordering.	204.95 ea.

Order No.	Description	Price
33350	Stainless Steel Antenna with 31" mast and 3' cable. Swivel ball, top or side mount.	19.95 ea.
33360	Rubber Antenna with 18" flex mast and 3' cable. Swivel ball, top or side mount.	19.95 ea.
33370	External Antenna Mounting Bracket for use with 33350 and 33360. Fits John Deere tractors 4030-4960.	20.95 ea.
33235	Universal Roof or Side Mount - 12 Volt (neg. ground). AM/FM Stereo Radio with Electronic Tuning, LED display and single speaker. Black plastic case. 10" Length, 9" Depth, 2.5" Height. (Antenna not included).	224.95 ea.
33290	Universal Roof Mount - 12 Volt (neg. ground). AM/FM Stereo Radio with Electronic Tuning and dual speakers. Black steel case. 16-1/4" Length, 8-3/8" Depth, 2-3/4" Height. (Antenna not included).	255.95 ea.
33297	Universal Roof Mount - 12 Volt (neg. ground). CD AM/FM Stereo Radio with Electronic Tuning and dual speakers. Black steel case. 16-1/4" Length, 8-3/8" Depth, 2-3/4" Height. (Antenna not included).	296.95 ea.
33250	Fender Mount - 12 Volt (neg. ground). AM/FM Digital Radio with Electronic Tuning, LED display and dual speakers. Black steel case with hinged front cover. Antenna included. 9" Length, 7-3/4" Depth, 9" Height.	229.95 ea.

Replacement Speakers



Case-IH Tractors and Combines

33300	Speaker set, rear cab. Includes two 4" x 6" speakers.	Tractors 2094, 2294, 2394, 2594, 3294, 3394, 3594, 4494, 4694, 4894, 4994 (mfg. 1983-1987).	47.95 set
33320	Speaker set. Includes two 5" x 7" speakers.	Tractors 7110, 7120, 7130, 7140, 7150, 7210, 7220, 7230, 7240, 7250. Combines 1620, 1640, 1660, 1666, 1680, 1688	47.95 set
33330	Speaker set, rear cab. Includes two 4" x 8" speakers.	Tractors 986, 1086, 1486, 1586, 3088, 3288, 3388, 3488, 3588, 3688, 3788, 5088, 5288, 5488 (mfg. 1974-1985). Combines 1420, 1440, 1460, 1480.	47.95 set

John Deere Tractors and Combines

33300	Speaker set, rear cab. Includes two 4" x 6" speakers.	Tractors 3050, 4030, 4040, 4230, 4240, 4430, 4440, 4630, 4640, 4840; 8430 (75-78), 8440, 8630, 8640; 2350, 2355, 2550, 2555, 2750, 2755, 2950, 2955, 3055, 3150, 3155 (mfg. 1985-1992). Combines 6620, 7720, 8820.	47.95 set
33310	Speaker 4" x 8", mounts in radio grille.	Sound-Gard® cabs (mfg. 1973-1991). 2155, 2350, 2355, 2355N, 2550, 2555, 2750, 2755, 2855N, 2950, 2955, 3055, 3150, 3155, 3255, 4030, 4040, 4050, 4230, 4240, 4250, 4430, 4440, 4450, 4630, 4640, 4650, 4840, 4850; 8430 (75-78), 8440, 8450, 8630, 8640, 8650, 8850. Combines 4420, 6620, 7720, 8820.	24.95 ea.
33320	Speaker set, rear cab. Includes two 5" x 7" speakers.	Tractors 4040, 4050, 4240, 4250, 4440, 4450, 4640, 4650, 4840, 4850, 8450, 8650, 8850 (mfg. 1982-1987).	47.95 set
33306	Speaker set, front or rear cab. Includes two 6" speakers.	Tractors 7130, 7200R, 7210R, 7215R, 7220, 7230, 7320, 7330, 7430 Prem., 7530 Prem., 7630, 7720, 7730, 7820, 7830, 7920, 7930, 8100, 8100T, 8110, 8110T, 8120, 8120T, 8130, 8200, 8200T, 8210, 8210T, 8220, 8220T, 8225R, 8230, 8230T, 8300, 8300T, 8310, 8310T, 8320, 8320T, 8330, 8330T, 8345RT, 8400, 8400T, 8410, 8410T, 8420, 8420T; 8430 (06-09), 8430T, 8520, 8520T, 8530, 8560, 8570, 8760, 8770, 8870, 8960, 8970, 9100, 9120, 9200, 9220, 9230, 9300, 9300T, 9320, 9320T, 9330, 9400, 9400T, 9420, 9420T, 9430, 9430T, 9520, 9520T, 9530, 9530T, 9620, 9620T, 9630, 9630T. Front only 6215, 6415, 6615, 6715, 7200, 7210, 7400, 7410, 7420, 7510; 7520 (03-07), 7600, 7610, 7700, 7710, 7800, 7810.	47.95 set
33340	Standard Speaker set, front or rear cab. Includes two 5.25" speakers. Standard speakers do not have center tweeter.	Tractors 7200R, 7210R, 7215R, 7230R, 7250R, 7260R, 7270R, 7280R, 7290R, 7310R, 8225R, 8235R, 8245R, 8260R, 8270R, 8285R, 8295R, 8295RT, 8310R, 8310RT, 8320R, 8320RT, 8335R, 8335RT, 8345R, 8345RT, 8360R, 8360RT, 8370R, 8370RT, 8400R. Rear only 6105R, 6110R, 6115R, 6120R, 6125R, 6130R, 6140R, 6145R, 6150R, 6155R, 6170R, 6175R, 6190R, 6195R, 6210R, 6215R built to 2018.	54.95 set
33304	Speaker Set, front cab. Includes two 4" speakers	Tractors 4055, 4255, 4455, 4555, 4560, 4755, 4760, 4955, 4960, 5200, 5210, 5300, 5310, 5400, 5410, 5500, 5510. Rear only 7200, 7210, 7400, 7410, 7510, 7600, 7610, 7700, 7710, 7800, 7810.	47.95 set
33306	Speaker set, rear cab. Includes two 6" speakers.	Tractors 4055, 4255, 4455, 4555, 4560, 4755, 4760, 4955, 4960, 6105M, 6110, 6115M, 6120, 6125M, 6140M, 6145M, 6150M, 6155M, 6170M, 6175M, 6195M, 6210, 6220, 6230, 6230 Prem., 6310, 6320, 6330, 6330 Prem., 6403, 6405, 6410, 6420, 6430, 6430 Prem., 6510, 6603, 6605.	47.95 set

Snowco Sun Shade Canvas Canopy

Designed to withstand winds up to 75 mph and is engineered to reduce shimmy and shake. Plated tubular bows resist metal fatigue. Rust resistant fasteners are used throughout. The heavy duty replaceable canvas canopy resists tearing.

The Canopy can be easily adjusted from the tractor seat to maintain maximum protection from sun and rain. The folded position allows the canopy to clear low barn doors and tree limbs.



Mounting brackets sold separately from canopy assembly.

Order No.	Description	SHOUP Savings Price
5581	Red Canopy Assembly, 40".	209.95 ea.
5583	Yellow Canopy Assembly, 40".	209.95 ea.
5591	Red Canopy Assembly, 48".	219.95 ea.
5593	Yellow Canopy Assembly, 48".	219.95 ea.
5241	Axle Mounting Bracket for most row crop or general purpose models without fenders .	89.95 pr.
5344	Fender Mounting Bracket for most row crop, standard and utility models with fenders . Width and height adjusts.	79.95 pr.

Shoup sold the Femco canopy prior to January 2011. Effective January 2011 Shoup sells the Snowco canopy. Replacement canvas do not interchange. Identify by comparing the frames pictured. Also, the Snowco canvas snaps at the corners.



Replacement Canvas to fit Femco Canopy

Order No.	Description	Price
2077	40" Red Femco Canvas.	54.95 ea.
2081	40" Yellow Femco Canvas.	54.95 ea.
2079	48" Red Femco Canvas.	59.95 ea.
2083	48" Yellow Femco Canvas.	59.95 ea.



Replacement Canvas to fit Snowco Canopy

Order No.	Description	Price
5580	40" Red Snowco Canvas.	54.95 ea.
5582	40" Yellow Snowco Canvas.	54.95 ea.
5590	48" Red Snowco Canvas.	59.95 ea.
5592	48" Yellow Snowco Canvas.	59.95 ea.

Deluxe Canvas Umbrella

54" wide to provide maximum protection from the weather elements. A unique ball and socket joint with an easy-to-tighten thumb set screw allows the operator to tilt the umbrella to any position within a full circle. When not in use, the umbrella can be folded to one side.

All metal parts are zinc plated for long-lasting, maintenance-free service. The replaceable cotton duck canvas cover is hemmed on all edges with reinforcing leather behind all corner grommets for extra strength. A universal mounting bracket is provided as standard equipment.



Order No.	Description	Price
2070	Red Umbrella with mounting bracket.	209.95 ea.
2012	Yellow Umbrella with mounting bracket.	209.95 ea.
Replacement Canvas to fit Hinson-Femco and Snowco Umbrella Assemblies		
2072	Red Replacement Canvas.	74.95 ea.
2014	Yellow Replacement Canvas.	74.95 ea.



Universal Plastic Canopy

- Includes UV resistant plastic canopy with powder coated aluminum brackets and hardware.
- Mounting brackets are adjustable to make canopy level regardless of ROPS position.
- Universal mount to tractor or lawnmower ROPS.
- Made in the USA

Order No.	Description	Price
202361	36" wide x 46" long; Black universal canopy.	399.00 ea.
202362	36" wide x 46" long; Green universal canopy.	399.00 ea.
202363	36" wide x 46" long; Orange universal canopy.	399.00 ea.
202481	48" wide x 52" long; Black universal canopy.	549.00 ea.
202482	48" wide x 52" long; Green universal canopy.	549.00 ea.
202483	48" wide x 52" long; Orange universal canopy.	549.00 ea.


Rear Fender Extension for John Deere and Case-IH Tractors

- Heavy duty, UV resistant poly construction.
- Keeps road and field debris off windows, mirrors and fenders.
- Easy installation, drilling required.
- Includes left, right fender extensions and mounting hardware.



Order No.	Fits Tractor Models	Price
SH35104	John Deere 8225R, 8235R, 8245R, 8260R, 8270R, 8285R, 8295R, 8310R, 8320R, 8335R, 8345R, 8360R, 8370R, 8400R.	280.00 kit
SH35105	John Deere 7820, 7830, 7920, 7930, 8120, 8130, 8220, 8230, 8320, 8330, 8420; 8430 (06-09), 8520, 8530.	280.00 kit
SH35106	John Deere 7700, 7710, 7800, 7810, 8100, 8110, 8200, 8210, 8300, 8310, 8400, 8410.	230.00 kit
SH35188	Case-IH Magnum 180, 200, 220, 240, 250, 280, 310, 340, 380, 400.	260.00 kit

SHOUP® Replacement Seat Cushions for Case-IH - International Harvester



Order No.	Fits Models - Original Seat Style	SHOUP Savings Price
Tractors C, H, M, 300, 350, 400, 450; Farmall Cub.		
HM100	Bucket Seat, red/white vinyl cushion on steel back.	148.95 ea.
HM200	Cover with draw string, red/white.	95.95 ea.
Tractors 656, 666, 706, 756, 766, 806, 856, 966, 1066, 1206, 1256, 1456, 1466, 1566, 4156, 4166.		
DSA3000	Deluxe Seat Assembly, vinyl, white.	Steel frame and seat backing; arm rests lift up. 629.00 ea.
Tractors - Hydro 70, Hydro 86, Hydro 100, 666, 686, 706, 756, 766, 826, 856, 966, 1026, 1066, 1206, 1256, 1456, 1466, 1468, 1566, 1568, 4100, 4156, 4166, 4186; also fits Farmall 656, 806, IH 806 with vertical acting seat.		
IH450	3 piece set. Consists of IH150, IH250, IH350.	189.50 set
IH150	Upper Backrest.	32.95 ea.
IH250	Lower Back Cushion.	Black and White vinyl with high density foam cushion, mounted on a steel backing. 109.95 ea.
IH350	Bottom Seat Cushion.	105.50 ea.
IH349	Mounting bracket set for IH450.	89.95 set
Tractors - Mechanical suspension only; 786, 886, 986, 1086, 1486, 1586, 3088, 3288, 3488, 3588, 3688, 5088, 5288, 5488. Components for original IH seats not equipped with headrest.		
IH7111	Backrest Cushion.	Vinyl Black 139.95 ea.
IH7117	Bottom Cushion.	Vinyl Black 159.95 ea.
IH7110	Backrest Cushion.	Fabric Black 139.95 ea.
IH7116	Bottom Cushion.	Fabric Black 144.95 ea.
IH7112	Backrest Cushion.	Fabric Brown 139.95 ea.
IH7118	Bottom Cushion.	Fabric Brown 149.95 ea.
IH7562	Backrest Cushion.	Fabric Burgundy 139.95 ea.
IH7561	Bottom Cushion.	Fabric Burgundy 146.95 ea.
IH7016	Armrest, Left.	Vinyl Black 124.95 ea.
IH7017	Armrest, Right.	Vinyl Black 124.95 ea.
IH7018	Armrest, Left.	Fabric Black 131.50 ea.
IH7019	Armrest, Right.	Fabric Black 131.50 ea.
Tractors with "Deluxe" Air Suspension Seat 7110, 7120, 7130, 7140, 7150, 7210, 7220, 7230, 7240, 7250, 8910, 8920, 8930, 8940, 8950, 9310, 9330, 9350, 9370, 9380, 9390. To identify tractors with "Deluxe" seat, height adjustment switch is located in right arm rest. Combines 2144, 2166, 2188, 2344; 2366 to s/n JJC0255699; 2388 to s/n JJC0273000.		
IH710	Upper Backrest Cushion with lumbar & tilt.	Gray fabric with high density foam cushion on a steel backing. 419.00 ea.
IH715	Bottom Seat Cushion.	369.00 ea.

Case-IH Air Suspension Seat

- Gray fabric seat assembly with tilt-up and angle adjustable arm rests.
- Air suspension with fore and aft isolater and slide rails.
- Lumbar support and recliner.
- Minor drilling required.

Tractors 7110, 7120, 7130, 7140, 7150, 7210, 7220, 7230, 7240, 7250, 8910, 8920, 8930, 8940, 8950, 9210, 9230, 9240, 9250, 9260, 9270, 9280, 9310, 9330, 9350, 9370, 9380, 9390.

99934	Air Suspension Seat.	1349.00 ea.
-------	----------------------	-------------

Instructional Seat for Case-IH and Steiger Tractors

- Includes seat assembly with seat belt, mounting bracket, hardware.
- Bolts to lower seat support panel on drivers seat. Left arm rest must be removed to accommodate instructional seat.
- Instructional seat folds down and may be used as arm rest.

Tractors 7110, 7120, 7130, 7140, 7150, 7210, 7220, 7230, 7240, 7250, 8910, 8920, 8930, 8940, 8950.

27500	Instructional Seat, gray fabric.	419.95 kit
-------	----------------------------------	------------

Tractors 9110, 9130, 9150, 9170, 9180, 9210, 9230, 9240, 9250, 9260, 9270, 9280, 9310, 9330, 9350, 9370, 9380, 9390. Steiger CR1225, CR1280, KR1225, KR1280, Bearcat 1000, Lion 1000, Puma 1000, Wildcat 1000, Panther 1000.

27650	Instructional Seat, gray fabric.	449.95 kit
-------	----------------------------------	------------

SHOUP® Replacement Seat Cushions for John Deere



Order No.	Fits Models - Original Seat Style		SHOUP Savings Price
Tractors A, B, G, R, 50, 60, 70, 80, 520, 530, 620, 630, 720, 730, 820, 830.			
DR7212	Bottom Cushion, standard, 19-1/2" wide, black.	Padded vinyl on painted wood core.	103.95 ea.
DR7213	Bottom Cushion, standard, 19-1/2" wide, yellow.		103.95 ea.
DR7275	Bottom Cushion, floatride shock absorber w/electric start, 21-3/4" wide, yellow.	Padded vinyl on painted wood core.	115.95 ea.
DR7274	Bottom Cushion, floatride shock absorber w/Pony engine, 21" wide, yellow.		115.95 ea.
DR7210	Curved Backrest, standard and floatride, black.	Padded vinyl on steel core.	75.95 ea.
DR7211	Curved Backrest, standard and floatride, yellow.		75.95 ea.
Tractors 2010, 2510; 2520 (68-72), 3010, 3020, 4000, 4010, 4020; 4320 (71-72); 4520 (69-70), 4620, 5010, 5020, 6030, 7020; 7520 (72-75). Early 4030, 4230, 4430, 4630. Combines 3300, 4400, 6600, 7700.			
DSA4000	Deluxe Seat Assembly, vinyl, yellow.	Steel frame and seat backing; arm rests lift up; use fabric material inside cabs only.	699.00 ea.
DSA4001	Deluxe Seat Assembly, fabric, brown.		699.00 ea.
DR450	3 piece Cushion Set. Consists of DR150, DR250, DR350.		154.95 set
DR150	Upper Backrest Cushion.	Yellow vinyl with high density foam cushion, mounted on a steel backing.	32.95 ea.
DR250	Lower Back Cushion.		88.95 ea.
DR350	Bottom Seat Cushion.		94.95 ea.
DR354	Brackets to mount DR350 to DR250.		33.50 pr.
DR351	Bracket to mount DR250 to lower seat support.		25.75 ea.
DR352	Bracket to mount DR150 to lower seat support.		34.95 ea.
Tractors without Sound-Gard® cab 2010, 2510; 2520 (68-72), 2955, 3010, 3020, 3055, 3150, 3155, 3255, 4000, 4010, 4020, 4030, 4040, 4050, 4055, 4230, 4240, 4250, 4255; 4320 (71-72), 4430, 4440, 4450, 4455; 4520 (69-70), 4555, 4560, 4620, 4630, 4640, 4650, 4755, 4760, 4955, 4960, 5010, 5020, 6030, 7020, 7200, 7210, 7400, 7410, 7510; 7520 (03-07); 7600, 7610, 7700, 7710, 7800, 7810.			
DR600	Complete Seat, Not for use with Sound-Gard® cab.	Yellow vinyl with high density foam cushion, mounted on a steel backing.	264.95 ea.
Tractors 1020, 1520, 2020, 2030, 2630; 2440, 2640 to s/n 340999.			
DR700	2 piece "Deluxe Seat" set, includes upper backrest and bottom cushion.	Yellow vinyl with high density foam cushion, mounted on a steel backing.	189.50 set
Tractors 820 s/n 92140 & up; 830, 1530, 1830, 2030; 2040 s/n 350000 & up; 2130, 2150, 2155, 2240, 2255, 2350, 2355, 2550, 2555; 2440, 2640 s/n 341000 & up; 2750, 2755, 2840, 2940, 2950, 2955.			
DR750	2 piece "Deluxe Seat", bottom cushion.	Yellow vinyl with high density foam cushion, mounted on a steel backing.	154.95 ea.
DR850	2 piece "Deluxe Seat" backrest cushion.		125.95 ea.
For mechanical suspension seats. Tractors 2350, 2355, 2550, 2555, 2750, 2755, 2940, 2950, 2955, 3055, 3150, 3155, 3255, 4030, 4230, 4430, 4630; 8430 (75-78), 8630; Combines 3300, 4400, 4420, 6600, 6620, 7700, 7720, 8820, 9400, 9410, 9500, 9510, 9600, 9610, CTS, CTSII; Sprayers 6000, 6100; 6500 with mechanical suspension.			
DR470	Backrest Cushion.	Brown fabric with high density foam cushion on a steel backing.	135.95 ea.
DR460	Bottom Cushion.		128.95 ea.
For hydraulic or air suspension seats. Tractors 4040, 4050, 4055, 4240, 4250, 4255, 4440, 4450, 4455, 4555, 4560, 4640, 4650, 4755, 4760, 4840, 4850, 4955, 4960, 8100, 8100T, 8200, 8200T, 8300, 8300T, 8400, 8400T, 8440, 8450, 8560, 8570, 8640, 8650, 8760, 8770, 8850, 8870, 8960, 8970; early 9100, 9200, 9300, 9400 to s/n 30000.			
For mechanical or air suspension seats. Tractors 7200, 7210, 7400, 7410, 7510, 7600, 7610, 7700, 7710, 7800, 7810. Sprayers 4700; 4710 to s/n 4000; 6500 with air suspension, 6600, 6700.			
DR470	Backrest Cushion.	Brown fabric with high density foam cushion on a steel backing.	135.95 ea.
DR465	Bottom Cushion		132.95 ea.

SHOUP® Replacement Seats for John Deere

SHOUP
Savings Price



Order No. Fits Models

JD Tractor Air Suspension Seat

Tractors with Sound-Gard® cab **4030, 4230, 4430, 4630** cab s/n 63624 & up; **4040, 4050, 4055, 4240, 4250, 4255, 4440, 4450, 4455, 4555, 4560, 4640, 4650, 4755, 4760, 4840, 4850, 4955, 4960.**

- Replace your original seat with air suspension and a deluxe cloth seat with adjustable arm rests.
- Self contained 12v pump.
- Tilt, swivel, fore & aft adjustment.
- Includes mounting brackets, hardware.
- Lateral isolator.

DR440	Air Suspension seat, replaces original mechanical seat.	1439.00 ea.
DR445	Air Suspension seat, replaces original hydraulic seat.	1439.00 ea.

Tractors with Sound-Gard® cab **8430 (75-78), 8440, 8450, 8630, 8640, 8650.**

- Replace your original hydraulic seat with air suspension and a deluxe cloth seat with adjustable arm rests.
- Self contained 12v pump.
- Reclining backrest with tapered back support.
- Includes mounting brackets, hardware.
- Manual weight adjustment with push-pull switch control.

DR435	Air Suspension seat, replaces original hydraulic seat.	1395.00 ea.
DR436	Seat Swivel, optional for DR435.	195.00 ea.



Instructional Seats for John Deere Tractors

Tractors **7630, 7720, 7730, 7820, 7830, 7920, 7930, 8100, 8100T, 8110, 8110T, 8120, 8120T, 8130, 8200, 8200T, 8210, 8210T, 8220, 8220T, 8230, 8230T, 8300, 8300T, 8310, 8310T, 8320, 8320T, 8330, 8330T, 8400, 8400T, 8410, 8410T, 8420, 8420T; 8430 (06-09), 8430T, 8520, 8520T, 8530, 9300T, 9320T, 9400T, 9420T, 9430T, 9520T, 9530T, 9620T, 9630T.** Sprayers **4720, 4730, 4830, 4920, 4930, 4940.**

"Factory style" mounts to left wall of cab. Modification to cab wall upholstery required. Includes seat assembly with belt, mounting bracket, hardware. Light brown fabric material.

27400	For models with cup holder on left wall.	309.00 kit
27450	For models with Field Office™ on left wall.	309.00 kit

Required to install on 8100, 8200, 8300, 8400 series prior to s/n 10000 (parts not available from Shoup): John Deere (1) R184251 bracket, (1) R131751 bracket, (5) 37M7090 bolt.

Mount to side of drivers seat lower support panel. Includes seat with belt, mounting bracket, hardware. No modification to cab wall upholstery is required.

27100	Dark brown fabric seat material.	439.00 kit
-------	----------------------------------	------------

It may be necessary to drill two mounting holes in seat lower support panel.

Tractors **9100, 9200, 9300, 9400** with deluxe cab and pull out drawer under seat and without Field Office™; **9120, 9220, 9230, 9320, 9330, 9420, 9430, 9520, 9530, 9620, 9630.** Sprayers **4700, 4710.**

Mount to side of drivers seat lower support panel. Includes seat with belt, mounting bracket, hardware. No modification to cab wall upholstery is required.

27100	Dark brown fabric seat material.	439.00 kit
-------	----------------------------------	------------

It may be necessary to drill two mounting holes in seat lower support panel.

Tractors **6105M, 6110, 6115M, 6120, 6125M, 6140M, 6150M, 6170M, 6200, 6210, 6220, 6230, 6230 Prem., 6300, 6310, 6320, 6330, 6330 Prem., 6400, 6405, 6410, 6420, 6430, 6430 Prem., 6500, 6605, 7130, 7130 Prem., 7200, 7210, 7220, 7230, 7230 Prem., 7320, 7330, 7330 Prem., 7400, 7410, 7420, 7430 Prem., 7510; 7520 (03-07), 7530 Prem., 7600, 7610, 7700, 7710, 7800, 7810.**

Seat assembly with belt, mounting bracket, hardware. Folds up when not in use.

27300	Dark brown vinyl cushions.	379.00 kit
-------	----------------------------	------------

Tractors **2350, 2355, 2550, 2555, 2750, 2755, 2940, 2950, 2955, 3055, 3150, 3155, 3255, 4030, 4040, 4050, 4230, 4240, 4250, 4430, 4440, 4450, 4630, 4640, 4650, 4840, 4850; 8430 (75-78), 8440, 8450, 8560, 8630, 8640, 8650, 8760, 8850, 8960.** (4WD models the instructional seat blocks access to the left wall tool box). Combines **6620, 7720, 8820, CTS.**

Instructional seats for John Deere Personal-Posture™ seat. 8" wide seat bolts in place of left side arm rest. Includes mounting brackets, hardware, seat belt. Serves as arm rest when seat is folded down.

27430	Dark brown fabric seat material.	309.00 kit
-------	----------------------------------	------------

Tractors **4055, 4255, 4455, 4555, 4560, 4755, 4760, 4955, 4960.**

Instructional seats for John Deere Personal-Posture™ seat. 7" wide seat bolts in place of left side arm rest. Includes mounting brackets, hardware, seat belt. Serves as arm rest when seat is folded down.

27440	Dark brown fabric seat material.	309.00 kit
-------	----------------------------------	------------

Seats for John Deere Gator and Garden Tractors

John Deere Gator, replaces 16" or 19" seats. Fits all except CS, CX prior to s/n 39999; ProGator 2020, 2030.

TS1400	19" high-back, yellow vinyl covered polyurethane, waterproof with drain hole.	163.50 ea.
--------	---	------------

Adapter bracket JD No. M153949 (not available from Shoup) required for 4 x 2 to s/n 19950; 6 x 4 to s/n 20788; diesel to s/n 2297.

John Deere Garden Tractors, for non flip-up style.

TS4150	High-back seat, yellow vinyl covered polyurethane, waterproof with drain hole.	109.95 ea.
--------	--	------------



SHOUP® Replacement Seats (cont.)

SHOUP
Savings Price

Order No. Fits Models

Compact Tractor Seats

Kubota 4650 Backhoe, B1550, B1700, B1750, B20, B2100, B2150, B2400, B2410, B2710, B2910, B4200, B5100, B6100, B7100, B7300, B7500, B8200, B9200, G1800, G1900, G2000; GF1800 Mower; K008 Backhoe; L175, L185, L200, L2050, L210, L225, L2250, L235, L2350, L245, L2550, L260, L2650, L275, L285, L2850, L2900, L295, L2950, L3000DT, L305, L3250, L3300, L3350, L3410, L345, L3450, L35, L355, L3600, L3650, L3710, L3750, L4150, L4200, L4350, L4610, L4850, L5450, M4000, M4050, M4500, M5500, M7500, MX5000. **Massey Ferguson** 210, 220, 220-4, 1020, 1030, 1040, 1140, 1145. **Mitsubishi** D1300, MT210, MT2501, MT372, MT3720, MT4501, S370, S373, S3730. **Rhino** 344, 3125. **Yanmar** 155, 155D, 240, 1300D, 1500, 1600, 1700, 1720D, 1900, 2000, 2220, 2310, 2310D, K016, YM250, YM1100, YM2200.

TS5300 Black vinyl seat, waterproof cushion on steel shell, 2 drain holes. 17" width, 23.7" depth, 22" height. 141.50 ea.

International Harvester 184, 234, 235, 244, 245, 254, 255, 275, 284, 384. **Ford/New Holland** 1000, 1100, 1200, 1300, 1500, 1510, 1600, 1700, 1710, 1900, 1910, TC18, TC25, TC29, TC33, TC35, TC40, TC45, TC210, TC400. **John Deere** 670, 770, 790, 870, 970, 990, 1070, 4500. **Massey Ferguson** 210, 220, 220-4, 1020, 1030, 1040, 1140, 1145.

TS4200 Black vinyl seat, waterproof cushion on steel shell, with drain hole and adjustable brackets. 15" width, 17.5" depth, 12.5" height. 112.95 ea.

Universal Forklift Seat

Commonly found on **Daewoo, Komatsu, Mitsubishi, Nissan, TCM, Toyota** and other forklifts.

TS3950 Black vinyl seat assembly; 60 degree adjustable backrest; retractable seat belt; fore and aft adjustment slides; adjustable mounting width from 6" - 13" and depth 10" - 11.25". 365.95 ea.

High Back Seat with Integrated Suspension

Commonly found on **Gehl, BobCat, New Holland, Case, John Deere, Cat** skid steers. Also **Excel, Toro, John Deere, Land Pride, Woods** commercial turf mowers.

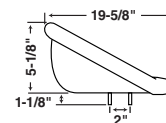
TS3600 Lo-profile black vinyl seat assembly with integrated 4" tall suspension; adjustable to 285 lb. Arm rests flip up and are adjustable; fore and aft adjustment slides; fixed mounting studs at 11.25" wide x 11" deep. 429.95 ea.

Universal High Back Seat

TS4270 Black seat assembly with adjustable armrests, upper backrest, lumbar support. Backrest reclines and folds forward. Adjustable ball bearing slides. Accepts operator pressure switch. Water resistant cordura fabric is suitable for both in-cab and non-cab use. 359.95 ea.

Universal Pan Seat

TS4220 Universal pan seat, rigid mount with 2 fixed mounting bolts. Imitation leather cover on steel back with 3 drain holes.



56.95 ea.

Multi-purpose Seat Assembly

3 mm sheet metal frame, 8-3/4" front to back slide adjustment, 3.15" suspension stroke, adjustable for driver weights 100 to 265 lbs.

MPS4205 Black vinyl seat assembly. 145.50 ea.
MPS4210 Yellow vinyl seat assembly. 145.50 ea.

Lawn Mower Seats and Accessories

Padded polyurethane on steel back. Waterproof.

Bolt patterns (width x depth):
• 5.25" x 4.5" • 6" x 5"
• 7.5" x 7"

TS4105 Black high back seat, universal mount. 88.95 ea.

TS4110 Black low back seat, universal mount. 79.95 ea.

TS4250 Brackets to mount TS4105, TS4110 seats to TS4260 suspension. 51.95 set

TS4260 Low Profile Suspension. Heavy duty shock absorber. Weight adjustment 110 to 265 lbs. 292.95 ea.

TS4261 Slides with 8-3/4" horizontal adjustment. 42.95 pr.


Skid Steer Seat, ultra high back.

Heavy duty vinyl on steel back. Waterproof.

Bolt patterns (width x depth):
• 9" x 11.5" • 10.25" x 11.5"
• 10.6" x 11.5" • 11.25" x 11.5"

TS4280 Black ultra high back seat, universal mount. 239.95 ea.





Cab Interior Kits

Make your tractor or combine cab a more enjoyable, cleaner and safer place to work. Pre-cut interior upholstery kits are designed to quiet the cab and restore the original insulation qualities, sound suppression and comfort levels.

So that installation is as easy as possible all sewing, contouring and forming of parts has been done for you. Each kit includes the necessary adhesives and installation instructions.

Pre-cut floor mats are heavy duty textured rubber laminated onto closed-cell foam, for sound proofing and comfort. Floor mats are sold separately (not included with upholstery kits).




"ProForm" Kits: pre-cut upholstery glued to vacuum-formed plastic panels for fast, wrinkle free installation.

Standard Kits: pre-cut upholstery for glue-in installation.

Fits Models	Type of kit	Description	Color	Order No.	SHOUP Savings Price
AGCO-ALLIS CHALMERS Tractors and Gleaner Combines Kits for AGCO-Allis Chalmers include headliners unless otherwise specified.					
7000. "Burgundy Belly".	Standard upholstery kit		Black	3030	219.00 kit
7000.	Pre-cut floor mat		Black	3035	160.00 ea.
7010, 7020, 7045, 7060, 7080. "Black Belly" ("78-'81).	Standard upholstery kit		Black	3050	369.00 kit
	Pre-cut floor mat		Black	3040	160.00 ea.
7030, 7040, 7050, 7060, 7080. "Burgundy Belly" ("74-'77).	Standard upholstery kit		Black	3045	219.00 kit
	Pre-cut floor mat		Black	3040	160.00 ea.
8010, 8030, 8050, 8070.	Standard upholstery kit	Less headliner	Saddle Tan	3065	307.00 kit
	"ProForm" headliner		Saddle Tan	3070	529.00 ea.
F, G, L, M, combines.	Standard upholstery kit		Black	3085	234.00 kit
	Standard upholstery kit		Saddle Tan	3095	234.00 kit
F2, F3, L2, L3, M2, M3 combines.	Standard upholstery kit		Black	3085	234.00 kit
	Standard upholstery kit		Saddle Tan	3095	234.00 kit
	Pre-cut floor mat		Black	3115	167.00 ea.
N5, N6, N7, R5, R6, R7, R40, R50, R60, R70 combines.	Standard upholstery kit		Saddle Tan	3110	234.00 kit
	Pre-cut floor mat		Black	3115	167.00 ea.
CASE Tractors Kits for Case include headliners					
770, 870, 970, 1070, 1090, 1170, 1175.	Standard upholstery kit		Black	3150	346.00 kit
	Pre-cut floor mat		Black	3155	146.00 ea.
1270, 1370, 1570.	Standard upholstery kit		Black	3160	348.00 kit
	Pre-cut floor mat		Black	3165	145.00 ea.
2470, 2670.	Standard upholstery kit	Late models with one door	Black	3170	339.00 kit
	Standard upholstery kit	Early models with two doors	Black	3175	322.00 kit
2870.	Standard upholstery kit	Late model with one door	Black	3170	339.00 kit
2090, 2290.	Standard upholstery kit		Black	3195	340.00 kit
2390, 2590.	Standard upholstery kit		Black	3200	340.00 kit
1896, 2094, 2096, 2294, 3294.	Standard upholstery kit		Gray	3210	354.00 kit
2394, 2594, 3394, 3594.	Standard upholstery kit		Gray	3215	354.00 kit
4490, 4690, 4890.	Standard upholstery kit		Black	3220	339.00 kit
4494, 4694, 4894, 4994.	Standard upholstery kit		Gray	3225	360.00 kit
CASE-IH Tractors and Combines with factory cabs					
766, 966, 1066, 1466, 1566, 1568 with Deluxe cab.	Standard combo kit	Lower upholstery, headliner	Black	3390	245.00 kit
	Dash cover	Specify hydro or non-hydro	Black	3400	123.00 ea.
	Pre-cut floor mat		Black	3395	186.00 ea.
Hydro 186, 786, 886, 986, 1086, 1486, 1586.	Standard combo kit	Lower upholstery, headliner	Black	3406	348.00 kit
	Standard lower kit		Black	3405	206.00 kit
	Standard headliner		Black	3435	225.00 ea.
	"ProForm" headliner		Black	3436	425.00 ea.
	Pre-cut floor mat		Black	3415	115.00 ea.
	Standard lower kit		Black	3425	215.00 kit
2470, 2670.	Standard headliner		Black	3435	225.00 ea.
	"ProForm" headliner		Black	3436	425.00 ea.
	Pre-cut floor mat		Black	3415	115.00 ea.

"ProForm" Kits: pre-cut upholstery glued to vacuum-formed plastic panels for fast, wrinkle free installation.

Standard Kits: pre-cut upholstery for glue-in installation.

Fits Models	Type of kit	Description	Color	Order No.	SHOUP Savings Price
CASE-IH Tractors and Combines with factory cabs (cont.)					
3088, 3288, 3488, 3688, 5088, 5288, 5488, 6388, 6588, 6788, 7288, 7488. 3440X, 3450X specify color and seat style (hydraulic, mechanical or air ride).	Standard combo kit	Lower upholstery, headliner	*Specify color	3440X	359.00 kit
	Standard lower kit	*Black, Burgundy, Western	*Specify color	3450X	210.00 kit
	Standard headliner		Black	3435	225.00 ea.
	"ProForm" headliner		Black	3436	425.00 ea.
	Pre-cut floor mat		Black	3460	117.00 ea.
4386, 4586, 4786.	Standard combo kit	Lower upholstery, headliner	Black	3490	475.00 kit
5120, 5130, 5140, 5220, 5230, 5240, 5250.	"ProForm" lower kit		Gray	3407	569.00 kit
	"ProForm" headliner		Gray	3497	349.00 ea.
7110, 7120, 7130, 7140, 7150. 3473, 3472 back panel, door, firewall are upholstery only.	"ProForm" combo kit	Lower upholstery, headliner, post covers	Gray	3473	1039.00 kit
	"ProForm" post covers		Gray	3477	265.00 set
	Standard lower kit		Gray	3470	245.00 kit
	"ProForm" lower kit		Gray	3472	475.00 kit
	"ProForm" headliner		Gray	3475	335.00 ea.
7210, 7220, 7230, 7240, 7250, 8910, 8920, 8930, 8940, 8950. 3481, 3475 specify if headliner has round or oval speakers. 3481, 3482 back panel, door, firewall are upholstery only.	"ProForm" combo kit	Lower upholstery, headliner, post covers	Gray	3481	1049.00 kit
	"ProForm" post covers		Gray	3479	279.00 set
	Standard lower kit		Gray	3478	269.00 kit
	"ProForm" lower kit		Gray	3482	475.00 kit
	"ProForm" headliner		Gray	3475	335.00 ea.
9110, 9130, 9150, 9170, 9180.	Standard combo kit	Lower upholstery, headliner	Gray	3500	324.00 kit
9210, 9230, 9240, 9250, 9260, 9270, 9280, 9310, 9330, 9350, 9370, 9380, 9390.	Standard combo kit	Tractors without rear storage box	Gray	3500	324.00 kit
	Standard combo kit	Tractors with rear storage box	Gray	3507	355.00 kit
	"ProForm" post covers		Gray	3511	267.00 set
	"ProForm" lower kit		Gray	3489	699.00 kit
MX80C, MX90C, MX100, MX100C, MX110, MX120, MX135, MX150, MX170.	"ProForm" headliner	Cloth	Gray	3488	339.00 ea.
	"ProForm" lower kit		Gray	3483	1035.00 kit
MX180, MX200, MX220, MX240, MX270 to s/n 104999. *Deluxe and Luxury cabs equipped with sun visor.	"ProForm" headliner	Cloth, with deluxe* or luxury* cab	Gray	3492	715.00 ea.
	"ProForm" headliner	Cloth, with standard cab	Gray	3491	715.00 ea.
	"ProForm" Lower Kit		Tan	3484X	1019.00 kit
MX180, MX200, MX220, MX240, MX270 s/n 104500 & up. Specify if equipped with or without CD player and storage compartment on LH wall.					
1420, 1440, 1460, 1480 combines.	Standard Combo Kit	Lower upholstery, headliner	Black	3520	234.00 kit
	Pre-cut Floor Mat		Black	3525	112.00 ea.
1620, 1640, 1644, 1660, 1666, 1680, 1688 combines.	Standard Combo Kit	Lower upholstery, headliner	Gray	3530	326.00 kit
Front Panel - plastic construction with 3 adjustable air vents					
Hydro 186, 786, 886, 986, 1086, 1486, 1586, 3088, 3288, 3388, 3488, 3588, 3688, 3788, 5088, 5288, 5488, 6388, 6588, 6788, 7288, 7488.			Black	SH118194	219.00 ea.
JOHN DEERE Tractors, Combines, Sprayers					
2350, 2550, 2750, 2940, 2950, 3140, 3150; 2355, 2555, 2755, 2955, 3155, 3255 to tractor s/n 751554. Specify model, tractor s/n.	Standard Post Cover Set		Brown	3745X	110.00 set
	"ProForm" Post Cover Set		Brown	3731X	198.00 set
	Standard Lower Kit		Brown	3725X	265.00 kit
	"ProForm" Lower Kit		Brown	3730X	365.00 kit
	"ProForm" Headliner	3 part pre-formed	Brown	3635	415.00 set
2355, 2555, 2755, 2955, 3055, 3155, 3255 tractor s/n 751555 & up. Specify model, tractor s/n.	"ProForm" Cowel Cover		Brown	3602	212.00 ea.
	Standard Post Cover Set		Tan	3746	112.00 set
	"ProForm" Post Cover Set		Tan	3733X	197.00 set
	Standard Lower Kit		Tan	3727X	265.00 kit
	"ProForm" Lower Kit		Tan	3732X	359.00 kit
4030, 4230, 4430, 4630. Specify cab s/n including prefix.	"ProForm" Headliner	3 part pre-formed	Tan	3636	415.00 set
	"ProForm" Cowel Cover		Tan	3603	212.00 ea.
	Standard combo kit	Lower upholstery, headliner	Black	3574X	599.00 kit
	"ProForm" combo kit	Lower upholstery, headliner, post covers	Black	3578X	875.00 kit
	"ProForm" post cover set		Black	3596	199.00 set
4030, 4230, 4430, 4630. Specify cab s/n including prefix.	Standard lower kit		Black	3573X	255.00 kit
	"ProForm" lower kit		Black	3577X	359.00 kit
	"ProForm" headliner	3 part pre-formed, includes air filter cover	Black	3590	409.00 set
	"ProForm" air filter door cover		Black	3687	84.00 ea.
	"ProForm" cowel cover		Black	3600	212.00 ea.
	Pre-cut floor mat		Black	3585	132.00 ea.

Fits Models	Type of kit	Description	Color	Order No.	SHOUP Savings Price
JOHN DEERE Tractors, Combines, Sprayers (cont.)					
Open station 2520 (68-72), 3020, 4000, 4010, 4020; 4320 (71-72). Specify power shift or synchro-range transmission.	Pre-cut Floor Mat		Black	3587X	103.00 ea.
4040, 4240, 4440, 4640, 4840. Specify cab s/n including prefix.	Standard combo kit	Lower upholstery, headliner, post covers	Black	3606X	679.00 kit
	"ProForm" combo kit	Lower upholstery, headliner, post covers	Black	3608X	875.00 kit
	Standard post cover set		Black	3615X	112.00 set
	"ProForm" post cover set		Black	3617X	198.00 set
	Standard lower kit		Black	3605X	265.00 kit
	"ProForm" lower kit		Black	3607X	359.00 kit
	"ProForm" headliner	3 part pre-formed, includes air filter cover	Black	3590	409.00 set
	"ProForm" air filter door cover		Black	3687	84.00 ea.
	"ProForm" cowl cover		Black	3600	212.00 ea.
	4050, 4250, 4450, 4650, 4850.	Standard combo kit	Lower upholstery, headliner, post covers	Brown	3628
"ProForm" combo kit		Lower upholstery, headliner, post covers	Brown	3629	859.00 kit
Standard post cover set			Brown	3630	114.00 set
"ProForm" post cover set			Brown	3631	198.00 set
Standard lower kit			Brown	3625	270.00 kit
"ProForm" lower kit			Brown	3624	355.00 kit
"ProForm" headliner		3 part pre-formed, includes air filter cover	Brown	3635	415.00 set
"ProForm" air filter door cover			Brown	3688	84.00 ea.
"ProForm" cowl cover			Brown	3602	212.00 ea.
4055, 4255, 4455, 4555, 4560, 4755, 4760, 4955, 4960.		Standard combo kit	Lower upholstery, headliner, post covers	Multi-Brown	3641
	"ProForm" combo kit	Lower upholstery, headliner, post covers	Multi-Brown	3653	849.00 kit
	Standard combo kit	Lower upholstery, headliner, post covers	Multi-Brown	3642	729.00 kit
	"ProForm" combo kit	Lower upholstery, headliner, post covers	Multi-Brown	3654	909.00 kit
	Standard post cover set		Tan	3645	112.00 set
	"ProForm" post cover set		Tan	3647	195.00 set
	Standard lower kit		Multi-Brown	3640	269.00 kit
	"ProForm" lower kit		Multi-Brown	3637	355.00 kit
	"ProForm" headliner	3 part, use w/o front speakers	Tan	3643	415.00 set
	"ProForm" headliner	3 part, use with front speakers	Tan	3644	475.00 set
	"ProForm" air filter door cover		Tan	3689	84.00 ea.
	"ProForm" cowl cover	with removable fuse access panel	Multi-Brown	3650	263.00 ea.
	"ProForm" Rear speaker covers		Tan	3646	102.00 set
	"ProForm" post cover set		Tan/Multi-Brown	3735	156.00 set
	"ProForm" lower kit		Multi-Brown	3734	598.00 kit
	Early 6100, 6200, 6300, 6400, 6500 tractor s/n 146608. Specify model, tractor s/n.	"ProForm" headliner	2 part pre-formed	Tan	3736
"ProForm" post cover set			Tan	3614	359.00 set
"ProForm" lower kit			Tan	3611X	735.00 kit
"ProForm" headliner, w/o escape hatch		Specify vinyl or cloth	Tan	3616X	369.00 ea.
"ProForm" headliner, with escape hatch		Cloth	Tan	3681X	465.00 ea.
"ProForm" post cover set			Tan	3614	359.00 set
"ProForm" lower kit			Tan	3613	499.00 kit
"ProForm" headliner, w/o escape hatch		Specify vinyl or cloth	Tan	3616X	369.00 ea.
"ProForm" headliner, with escape hatch		Cloth	Tan	3681X	465.00 ea.
"ProForm" lower kit			Tan	3618X	185.00 kit
6110, 6210, 6310, 6410, 6510. Specify model.	"ProForm" headliner, w/o escape hatch	Specify vinyl or cloth	Tan	3616X	369.00 ea.
	"ProForm" headliner, with escape hatch	Cloth	Tan	3681X	465.00 ea.
6120, 6220, 6320, 6420, 6520, 7220, 7320, 7420; 7520 (03-07).	"ProForm" lower kit		Tan	3618X	185.00 kit
	"ProForm" headliner, w/o escape hatch	Specify vinyl or cloth	Wheat	3619X	385.00 ea.
6215, 6415, 6615, 6715. Specify model.	"ProForm" lower kit		Tan	3618X	185.00 kit
	"ProForm" headliner, w/o escape hatch	Specify vinyl or cloth	Wheat	3682X	379.00 ea.
6230, 6330, 6430, 7130, 7230, 7330, 7430, 7530 with premium cab (a/c control in headliner). Specify tractor s/n.	"ProForm" headliner, w/o escape hatch	Specify vinyl or cloth	Wheat	3683X	379.00 ea.
	"ProForm" headliner, w/o escape hatch	Specify vinyl or cloth	Wheat	3684X	373.00 ea.

"ProForm" Kits: pre-cut upholstery glued to vacuum-formed plastic panels for fast, wrinkle free installation.

Standard Kits: pre-cut upholstery for glue-in installation.

Fits Models	Type of kit	Description	Color	Order No.	SHOUP Savings Price
JOHN DEERE Tractors, Combines, Sprayers (cont.)					
7200, 7210, 7400, 7410, 7510, 7600, 7610, 7700, 7710, 7800, 7810.	"ProForm" lower kit	Includes post covers and left wall panel	Multi-Brown	3649	589.00 kit
	"ProForm" headliner	Specify vinyl or cloth	Tan	3648X	369.00 ea.
	"ProForm" left wall panel		Multi-Brown	3686	197.00 ea.
	"ProForm" post cover set		Black	3671	240.00 set
8430 (75-78); 8630.	Standard lower kit		Black	3665	269.00 kit
	"ProForm" lower kit		Black	3669	372.00 kit
	"ProForm" headliner	3 part pre-formed, includes air filter cover	Black	3680	409.00 set
	"ProForm" air filter door cover		Black	3687	84.00 ea.
	"ProForm" cowl cover		Black	3600	212.00 ea.
	Pre-cut floor mat		Black	3675	183.00 ea.
8440, 8640.	Standard post cover set		Black	3690	123.00 set
	"ProForm" post cover set		Black	3716	235.00 set
	Standard lower kit		Black	3685	309.00 kit
	"ProForm" lower kit		Black	3714	390.00 kit
	"ProForm" headliner	3 part pre-formed, includes air filter cover	Black	3680	409.00 set
	"ProForm" air filter door cover		Black	3687	84.00 ea.
8450, 8650, 8850.	"ProForm" cowl cover		Black	3600	212.00 ea.
	Standard post cover set		Brown	3700	127.00 set
	"ProForm" post cover set		Brown	3717	235.00 set
	Standard lower kit		Brown	3695	312.00 kit
	"ProForm" lower kit		Brown	3715	505.00 kit
	"ProForm" headliner	3 part pre-formed, includes air filter cover	Brown	3710	415.00 set
8560, 8570, 8760, 8770, 8870, 8960, 8970.	"ProForm" air filter door cover		Brown	3688	84.00 ea.
	"ProForm" cowl cover		Brown	3602	212.00 ea.
	"ProForm" post cover set		Tan	3712	340.00 set
	"ProForm" lower kit		Multi-Brown	3711	505.00 kit
	"ProForm" headliner	Specify vinyl or cloth	Tan	3785X	445.00 ea.
	"ProForm" cowl cover with vent		Multi-Brown	3713	365.00 ea.
8100*, 8100T*, 8200*, 8200T*, 8300*, 8300T*, 8400*, 8400T*.	"ProForm" lower kit	Includes post covers	Multi-Brown	3658X	665.00 kit
	"ProForm" left wall panel		Multi-Brown	3659X	342.00 ea.
	"ProForm" headliner	Specify vinyl or cloth	Tan	3651X	465.00 ea.
	"ProForm" combo kit	Lower upholstery, headliner (Specify vinyl or cloth headliner)	Multi-Brown	3662X	1089.00 kit
8110*, 8110T*, 8210*, 8210T*, 8310*, 8310T*, 8410*, 8410T*.	"ProForm" lower kit	Includes post covers	Multi-Brown	3661X	665.00 kit
	"ProForm" headliner	Specify vinyl or cloth	Tan	3651X	465.00 ea.
	"ProForm" left wall panel		Multi-Brown	3659X	342.00 ea.
	"ProForm" combo kit	Lower upholstery, headliner, post covers (Specify vinyl or cloth headliner)	Multi-Brown	3664X	1089.00 kit
8120*, 8120T*, 8220*, 8220T*, 8320*, 8320T*, 8420*, 8420T*, 8520*, 8520T*.	"ProForm" lower kit	Includes post covers	Multi-Brown	3661X	665.00 kit
	"ProForm" left wall panel		Multi-Brown	3659X	342.00 ea.
	"ProForm" headliner	Cloth	Tan	4730X	468.00 ea.
8130*, 8230*, 8230T*, 8330*, 8330T*, 8430* (06-09), 8430T*, 8530*.	"ProForm" lower kit	Includes post covers	Multi-Brown	3668X	690.00 kit
	*Specify model, tractor s/n and if equipped with cupholder on LH wall, Buddy Seat or Field Office™ storage box.				
9100*, 9200*, 9300*, 9400*.	"ProForm" lower kit	Includes post covers	Multi-Brown	3728X	649.00 kit
	"ProForm" headliner	Specify vinyl or cloth	Tan	3726X	468.00 ea.
	"ProForm" combo kit	Lower upholstery, headliner, post covers (Specify vinyl or cloth headliner)	Multi-Brown	3672X	1089.00 kit
9300T*, 9400T*.	"ProForm" lower kit	Includes post covers	Multi-Brown	3729X	659.00 kit
	"ProForm" headliner	Specify vinyl or cloth	Tan	3726X	468.00 ea.
	"ProForm" combo kit	Lower upholstery, headliner, post covers (Specify vinyl or cloth headliner)	Multi-Brown	3673X	1089.00 kit
9120*, 9220*, 9320*, 9420*, 9520*, 9620*.	"ProForm" lower kit	Includes post covers	Multi-Brown	3728X	649.00 kit
9120, 9220, 9320, 9420, 9520, 9620 to s/n 39999; 9320T, 9420T, 9520T, 9620T to s/n 905999. Specify model and s/n.	"ProForm" headliner	Cloth	Tan	3724X	468.00 ea.
9320T*, 9420T*, 9520T*, 9620T*.	"ProForm" lower kit	Includes post covers	Multi-Brown	3729X	659.00 kit
9230**, 9330**, 9430**, 9530**, 9630**.	"ProForm" lower kit	Includes post covers	Multi-Brown	3721X	685.00 ea.
**Specify model; if equipped with cupholder on LH wall, Buddy Seat or Field Office™ storage box; and if equipped with CommandArm™ (Power Shift) or without CommandArm™ (MST/Power Sync) right console.					
9430T*, 9530T*, 9630T*.	"ProForm" lower kit	Includes post covers	Multi-Brown	3722X	695.00 ea.

"ProForm" Kits: pre-cut upholstery glued to vacuum-formed plastic panels for fast, wrinkle free installation.

Standard Kits: pre-cut upholstery for glue-in installation.

Fits Models	Type of kit	Description	Color	Order No.	SHOUP Savings Price	
JOHN DEERE Tractors, Combines, Sprayers (cont.)						
3300, 4400, 4420 combines. With factory upholstery.	Standard combo kit	Lower upholstery, headliner	Black	3750	249.00 kit	
6600, 7700 combines. With factory upholstery.	Standard combo kit	Lower upholstery, headliner	Black	3755	259.00 kit	
	Standard combo kit	Lower upholstery, upper back panel, headliner	Black	3775	555.00 kit	
	Standard lower kit		Black	3760	158.00 kit	
	"ProForm" lower kit		Black	3737	208.00 kit	
6620, 7720, 8820 combines.	"ProForm" headliner	2 part pre-formed	Black	3770	379.00 set	
	"ProForm" upper back panel	Pre-formed	Black	3765	99.00 ea.	
	"ProForm" combo kit	Lower upholstery, headliner	Tan	3777X	1049.00 kit	
9400, 9410, 9500, 9510, 9600, 9610, CTS, CTSII. Specify combine model and dome light location. 1.) Centered side to side or 2.) Offset to right side of cab.	"ProForm" lower kit	Cloth	Tan	3795X	350.00 kit	
	"ProForm" headliner	Cloth, 3 part pre-formed	Tan	3776X	769.00 set	
	"ProForm" combo kit	Lower upholstery, headliner	Tan	3778X	1049.00 kit	
9450, 9550, 9650, 9650CTS, 9650STS, 9750STS; Early 9560, 9560STS, 9660, 9660CTS, 9660STS, 9760STS, 9860STS to combine s/n 715201. Specify model, combine s/n.	"ProForm" lower kit	Cloth	Tan	3787X	350.00 kit	
	"ProForm" headliner	Cloth	Tan	3796X	769.00 ea.	
4700, 4710, 4720, 4730, 4830, 4920, 4930 sprayers. Specify model, sprayer s/n and if equipped with cupholder or Field Office™ storage box on LH wall.	"ProForm" lower kit	Includes rear post covers	Tan	4720X	655.00 kit	
4700; 4710 to s/n 4000 sprayers. Specify model, sprayer s/n.	"ProForm" headliner	Specify vinyl or cloth	Tan	4725X	468.00 ea.	
4710 s/n 4001 & up; 4720, 4920 to s/n 7000 sprayers. Specify model, sprayer s/n.	"ProForm" headliner	Cloth	Tan	4730X	468.00 ea.	
AC/Heater Control Panel - injection molded with 8 adjustable louvered air vents, decal						
Tractors 4030, 4040, 4230, 4240, 4430, 4440, 4630, 4640, 4840; 8430 (75-78), 8440, 8630, 8640; Combines 6620, 7720, 8820; Forage Harvesters 5720, 5730, 5820, 5830; Sprayer 6000; Windrowers 2320, 2420, 3430, 3830.			Black	SH218028	149.00 ea.	
Tractors 4050, 4055, 4250, 4255, 4450, 4455, 4555, 4560, 4650, 4755, 4760, 4850, 4955, 4960; Sprayer 6000, 6100, 6500, 6600, 6700.			Brown	SH44620	149.00 ea.	
Air Return Grilles for John Deere Sound-Gard® Cabs						
Tractors 4030, 4040, 4230, 4240, 4430, 4440, 4630, 4640, 4840; 8430 (75-78), 8440, 8630, 8640.		Heavy duty design with stronger cross supports minimizes sagging. Includes open cell foam filter and mounting hardware.	Black	SH70845	71.95 ea.	
Tractors 2350, 2355, 2550, 2555, 2750, 2755, 2940, 2950, 2955, 3055, 3140, 3150, 3155, 3255, 4050, 4055, 4250, 4255, 4450, 4455, 4555, 4560, 4650, 4755, 4760, 4850, 4955, 4960, 8450, 8650, 8850.			Brown	SH82487	79.95 ea.	
Kick Panels for John Deere Sound-Gard® Cabs						
Tractors 2140, 2350, 2355, 2550, 2555, 2750, 2755, 2940, 2950, 2955, 3050, 3155, 3650.		Plastic construction	Left	Dark Brown	3706	88.95 ea.
			Right	Dark Brown	3707	88.95 ea.
Tractors 4030, 4040, 4230, 4240, 4430, 4440, 4630, 4640, 4840.			Left	Black	3581	63.95 ea.
			Right	Black	3582	63.95 ea.
Tractors 4050, 4055, 4250, 4255, 4450, 4455, 4555, 4560, 4650, 4755, 4760, 4850, 4955, 4960.			Left	Dark Brown	3638	68.95 ea.
			Right	Dark Brown	3639	68.95 ea.
FORD Tractors						
3600, 4600, 5600, 5610, 6600, 6610, 7600, 7610.	"ProForm" headliner with push pins	Models w/o foam escape hatch.	Blue	3305	469.00 ea.	
TW5, TW15, TW25, TW35, 6710, 7710, 7810, 8210. Specify model.	Standard upholstery kit		Black	3365	258.00 kit	
	Standard upholstery kit	With small steel toolbox	Blue	3370X	299.00 kit	
	Standard upholstery kit	With large padded toolbox, cover not included	Blue	3375X	329.00 kit	
	"ProForm" headliner with push pins	Models w/o foam escape hatch.	Blue	3305	469.00 ea.	
8530, 8630, 8730, 8830.	Standard upholstery kit		Black	3365	258.00 kit	
TW10, TW20, TW30, 6700, 7700, 8700, 9700. Specify model.	Standard upholstery kit		Blue	3370X	299.00 kit	
	Standard upholstery kit	With large padded toolbox, cover not included	Blue	3375X	329.00 kit	
	"ProForm" headliner with push pins	Models w/o foam escape hatch.	Blue	3305	469.00 ea.	
	Pre-cut floor mat		Black	3360X	147.00 ea.	
MASSEY-FERGUSON Tractors						
1085, 1105, 1135, 1155.	Standard upholstery kit	Includes headliner	Black	3820	232.00 kit	
	Pre-cut floor mat		Black	3825	184.00 ea.	
2675, 2705, 2745, 2770, 2775, 2800, 2805.	Standard upholstery kit	Includes headliner	Black	3835	282.00 kit	
	Pre-cut floor mat		Black	3840	184.00 ea.	

"ProForm" Kits: pre-cut upholstery glued to vacuum-formed plastic panels for fast, wrinkle free installation.

Standard Kits: pre-cut upholstery for glue-in installation.

Fits Models	Type of kit	Description	Color	Order No.	SHOUP Savings Price
STEIGER Tractors (must specify model and year) Kits for Steiger tractors include headliners.					
CS, KS, PT and PTA series.	Standard upholstery kit		Black	3900X	399.00 kit
ST210, ST220, ST225, ST250, ST251, ST270, ST280, ST310, ST325, ST350; CM, KM, SM series, 225, 250, 280, 360.	Standard upholstery kit		Black	3910X	399.00 kit
1000 series Panther, Lion; CP, KP series, 1325, 1360, 1400.	Standard upholstery kit		Brown	3925X	445.00 kit
1000 series Puma, Bearcat, Wildcat, Cougar; CR, KR series, 1225, 1280.	Standard upholstery kit		Brown	3926X	318.00 kit
VERSATILE Tractors (must specify model and year) Kits for Versatile tractors include headliners unless otherwise specified.					
Series 1 - 700, 800, 850, 900. 1973-1975.	Standard upholstery kit		Black	3930X	285.00 kit
Series 2 - 700, 750, 800, 825, 850, 900. 1976-1977.	Standard upholstery kit	Less headliner	Black	3935X	229.00 kit
Series 3 - 555.	Standard upholstery kit		Black	3945X	609.00 kit
Series 3 - 835, 855, 875, 895, 925, 935, 945, 950, 955, 975.	Standard upholstery kit		Black	3947X	609.00 kit
Series 4 - 756, 836, 846, 856, 876, 936, 946, 956, 976, 1156.	Standard upholstery kit	Less headliner	Gray	3955X	549.00 kit
	"ProForm" headliner	2 part pre-formed	Gray	3956X	465.00 set
WHITE Tractors Kits for WHITE tractors include headliners.					
Early 2-85, 2-105 and 2-150. 1975-1978.	Standard upholstery kit		Red	3980	238.00 kit
Late 2-85 and 2-105. 1978-1982.	Standard upholstery kit		Red	3985	310.00 kit
Early 2-135 and 2-155.	Standard upholstery kit	4 pc.	Red	3995	240.00 kit
Late 2-135, 2-155 and 2-180. With covered dash.	Standard upholstery kit	9 pc., includes dash cover	Red	4000	420.00 kit
YEAR-A-ROUND and HINIKER Cabs (must specify make and model)					
YEAR-A-ROUND Cab	Standard Upholstery kit	Includes headliner	Black	4100X	309.00 kit
YEAR-A-ROUND Cab (JD and IH tractors only)	Pre-cut floor mat		Black	4110X	182.00 ea.
Hiniker Cab	Standard Upholstery kit	Includes headliner	Black	4115X	309.00 kit

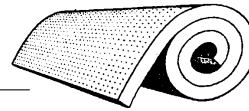
Cab Upholstery

Sound deadening, black perforated vinyl on 1" foam backing. Constructed to OEM specifications. Excellent for repair or renovation of tractor, combine or truck interiors. Use with high strength aerosol adhesive.

Order No.	Description	Price
CU4	Black Upholstery; 54" wide x 48" long.	102.00 ea.
CU8	Black Upholstery; 54" wide x 96" long.	182.00 ea.
CU12	Black Upholstery; 54" wide x 144" long.	240.00 ea.
CU3	High Strength, Rapid Dry, Aerosol Adhesive; 12 oz. container.	22.50 ea.
FM1	Vinyl Floor Mat; 1/2" thick; 54" x 50". Black.	164.95 ea.

Vinyl Floor Mat

Black heavy-duty vinyl wear surface on 1/2" thick closed cell foam underlayment. Designed to reduce noise. Won't soak up water, oil or gas. 54" x 50" dimension.



Extendable Rear View Mirrors for Tractors

Use on either left or right side unless otherwise specified.



- Convex mirror measures 7-1/2" x 10-1/2".
- Provides wide angle view of implements behind the tractor.
- Mirror telescopes from 22" to 36" by loosening plastic hand knob.
- Collapsible for storage in tight areas.

Order No.	Fits Series	Price
RVM100	JD 30, 40, 50, 55 & 60 series with Sound-Gard® Cab.	229.95 ea.
RVM200	JD 6000, 6010, 6015, 6020, 6030, 7000, 7010, 7020, 7030 series. Mounts to hand rail or muffler mounting brackets.	229.95 ea.
RVM800	JD 8000, 8010 series. Mounts to front corner of cab.	229.95 ea.
RVM250	JD 7000, 7010, 8000, 8010, 8020 series left side.	229.95 ea.
RVM260	JD 7000, 7010, 8000, 8010, 8020 series right side. RVM250, RVM260 mount to original mirror brackets on side of cab roof. Rubber seal required (not available from Shoup) to install mirror. Use JD No. R111894.	229.95 ea.
RVM700	JD 7020, 7030, 8020, 8030, 8030T, 9030, 9030T series. Replaces OEM rooftop mirror.	304.95 ea.
RVM900	JD 9000, 9020 series, left side.	229.95 ea.
RVM905	JD 9000, 9020 series, right side.	229.95 ea.
RVM325	IH 86, 88 series, 2-wheel drive, left or right side.	229.95 ea.
RVM310	Case-IH Maxxum 5100-5200 series, left side.	229.95 ea.
RVM315	Case-IH Maxxum 5100-5200 series, right side.	229.95 ea.
RVM300	Case-IH Magnum 7100-7200 series, left side.	229.95 ea.
RVM305	Case-IH Magnum 7100-7200 series, right side.	229.95 ea.
RVM320	Case-IH Magnum 8900 series, left side.	229.95 ea.
RVM330	Case-IH Magnum 8900 series, right side.	229.95 ea.
RVM400	Ford, New Holland Genesis series, left side.	229.95 ea.
RVM410	Ford, New Holland Genesis series, right side.	229.95 ea.
RVM450	Universal Mount for most makes.	229.95 ea.
RVM500	Replacement Mirror for extendible rear view mirrors.	76.95 ea.



Cab Window and Door Seals

Make your tractor cab a more enjoyable and cleaner place to work. Window and doors seals are designed to quiet the cab and restore the original sound suppression and comfort levels. All seals include the necessary adhesive to make installation efficient and convenient.

Fits Models	Description	Order No.	SHOUP Savings Price
-------------	-------------	-----------	---------------------

CASE - CASE-IH - INTERNATIONAL Tractors with factory cabs.

International Hydro 186, 886, 986, 1086, 1486, 1586, 3088, 3288, 3388, 3488, 3588, 3688, 3788, 5088, 5288, 5488, 6388, 6588, 6788, 7288, 7488.	Right door frame seal	36503	111.95 ea.
	Left door frame seal	36504	111.95 ea.
	Rear window seal	36514	71.50 ea.
	Right or Left window seal	36518	49.95 ea.
	Door and window seal kit. Includes 36503, 36504, 36514, (2) 36518	36534	334.75 kit
Case 2090, 2290, 2390, 2590.	Door frame seal	36500	82.25 ea.
	Rear window seal	36510	68.75 ea.
	Right window seal	36515	59.25 ea.
	Door and window seal kit. Includes 36500, 36510, 36515	36530	180.75 kit
Case 1896, 2094, 2096, 2294, 2394, 2594, 3394, 3594.	Door frame seal	36501	84.95 ea.
	Rear window seal	36511	71.50 ea.
	Right window seal	36516	67.50 ea.
	Door and window seal kit. Includes 36501, 36511, 36516	36531	194.25 kit
Case-IH Magnum 7110, 7120, 7130, 7140, 7150. *Specify rear window height, 24" or 26-1/2".	Door frame seal	36502	74.25 ea.
	*Rear window seal	36512	83.75 ea.
	Right window seal	36517	94.50 ea.
	*Door and window seal kit. Includes 36502, 36512, 36517	36532	225.50 kit
Case-IH Magnum 7210, 7220, 7230, 7240, 7250, 8910, 8920, 8930, 8940, 8950. *Specify rear window height, 24" or 26-1/2".	Door frame seal	36502	74.25 ea.
	*Rear window seal	36513	83.75 ea.
	Right window seal	36517	94.50 ea.
	*Door and window seal kit. Includes 36502, 36513, 36517	36533	225.50 kit

JOHN DEERE Tractors with factory cabs.

4030, 4230, 4430, 4630; 4040, 4240, 4440, 4640, 4840 to cab s/n 249999.	3 pc. door frame seal; 30 series	36400	111.95 kit
	3 pc. door frame seal; early 40 series	36401	134.95 kit
	Rear window seal	36410	44.50 ea.
	Right or Left side window seal	36414	53.95 ea.
	Rear and side window kit. Includes 36410, (2) 36414	36430	126.75 kit
	2 pc. right access door frame seal	36420	82.25 kit
4040, 4240, 4440, 4640, 4840 cab s/n 250000 & up, also cab s/n that start with SG22; 4050, 4055, 4250, 4255, 4450, 4455, 4555, 4560, 4650, 4755, 4760, 4850, 4955, 4960. *Specify cab s/n for 50 series tractors.	Cab air filter door seal; Includes seals and open-cell filter	36422	55.25 kit
	3 pc. door frame seal; late 40 series	36401	134.95 kit
	*3 pc. door frame seal; 50, 55, 60 series	36402	142.95 kit
	Rear window seal	36410	44.50 ea.
	Right or Left side window seal	36416	68.75 ea.
	Rear and side window kit. Includes 36410, (2) 36416	36431	154.95 kit
7200, 7210, 7400, 7410, 7510, 7600, 7610, 7700, 7710, 7800, 7810.	2 pc. right access door frame seal	36420	82.25 kit
	Cab air filter door seal; Includes seals and open-cell filter	36422	55.25 kit
	Rear window seal	36412	63.50 ea.
	Right or Left side window seal	36417	44.50 ea.
	Right or Left door frame seal	36404	67.50 ea.
	Door and window seal kit. Includes 36412, (2) 36417, (2) 36404	36433	226.75 kit
8430 (75-78), 8440, 8450, 8630, 8640, 8650, 8850.	Rear window seal	36410	44.50 ea.
	Right or Left side window seal	36414	53.95 ea.
	Rear and side window kit. Includes 36410, (2) 36414	36430	126.75 kit
	2 pc. right access door frame seal	36420	82.25 kit
	Cab air filter door seal; Includes seals and open-cell filter	36422	55.25 kit
8000, 8000T, 8010, 8010T, 8020, 8020T, 8030, 8030T, 9000, 9000T, 9020, 9020T, 9030, 9030T, 7R, 8R, 8RT, 9R, 9RT, 9RX series.	Left door frame seal	36403	65.95 ea.
	Rear window seal	36411	61.95 ea.
	Door and window seal kit. Includes 36411, 36403	36432	111.95 kit

Fresh Cab® rodent repellent. Aroma from ready to use pouch covers up to 125 sq. feet for up to 100 days. 4 pouches per box.



- Use in farm equipment, shops, ceilings, anywhere you want to repel rodents.
- Endorsed by USDA, Green American and registered with EPA for indoor use.
- All natural ingredients and packaging.

Order No. 32505 15.95 box

Folding Drink Holder




Adjustable to hold beverages 2-3/4" to 3-3/4" diameter.

Rugged nylon construction.

Height 3-3/4" Width 4-1/4"

Order No. 25518 7.95 ea.

Safety Steps for John Deere and IH Tractors



- **Makes entering and exiting the cab safer and easier.**
- **Handrail included.**
- **Lower step is adjustable or can be removed for additional clearance.**
- **Painted green for JD, red for IH.**
- **Easy installation.**

Order No.	Description - Fits Series	SHOUP Savings Price
SS350	Rigid mount step for JD row crop 30, 40, 50 and 55 series Sound-Gard® cabs. (Not for use on tractors with front wheel drive, front end loaders or saddle tanks).	334.95 ea.
SS351	Adapter Bracket to mount SS350 to left side of 3010, 3020, 4000, 4010, 4020; 4320 (71-72). All without cab.	72.95 ea.
SS352	Extension for SS350 top step. Fits 10, 20 series without cab.	71.95 ea.
SS400	Adjustable mount step for JD row crop 30, 40, 50 and 55 series Sound-Gard® cabs (4030-4955). For use on tractors with front wheel drive, front end loaders or saddle tanks. Does not fit tractors with radar mounted under left battery box.	454.95 ea.
SS810	JD 7600, 7610, 7700, 7710, 7800, 7810. USA models with amber flashing lights in cab roof. For left hand side entry only. Additional 4th step included.	489.95 ea.
SS370	IH 06, 26, 56 and 66 series (except 656 & 666). For tractors with left hand entry, without cab.	579.95 ea.
SS375	IH 06, 26, 56 and 66 series (except 656 & 666). For tractors with left hand entry, with cab (except Hiniker).	649.95 ea.
SS455	IH 86 & 88 series. Left hand entry only. Note: Will not fit 686 or 2 + 2 models.	639.95 ea.
SS460	IH 3388, 3588, 3788. Left entry.	609.95 ea.



Window Steps for John Deere Tractors

Window Steps for John Deere 8000, 8010, 8020 and 8030 series tractors allow safe and convenient access to hard to get to cab windows. Steps include hand rails and are painted to match original equipment color.

Will not fit tractors equipped with loader or independent link suspension.

Order No.	Fits John Deere Tractors	
SS800	8100, 8110, 8200, 8210, 8300, 8310, 8400, 8410.	499.95 ea.
SS850	8120, 8220, 8320, 8420, 8520; all prior to 2004.	459.95 ea.
SS900	8120, 8220, 8320, 8420, 8520; all 2004 and after.	459.95 ea.
SS950	8130, 8230, 8330.	459.95 ea.

Utility Steps for John Deere Tractors



Order No.	Description - Fits Models	
SS250	Utility step, access left side of tractor for cleaning windshield. Installs on tractor frame allowing access to factory mounted toolbox. Powder coat finish. Fits 8100, 8110, 8120, 8130, 8200, 8210, 8220, 8225R, 8230, 8235R, 8245R, 8260R, 8270R, 8285R, 8295R, 8300, 8310, 8310R, 8320, 8320R, 8330, 8335R, 8345R, 8360R, 8400, 8410, 8420; 8430 (06-09), 8520, 8530.	139.95 ea.
SS260	Adapter bracket to mount SS250 on 7630, 7720, 7730, 7820, 7830, 7920, 7930.	30.00 ea.
SS270	Utility step, mounts to frame on left or right side of tractor for access to fuel tank. Powder coat finish. Not for use on tractors with front end loader or saddle tanks. Fits 2WD row crop 2010, 2355, 2440, 2510, 2555, 2640, 2750, 2755, 2840, 2940, 2950, 2955, 3010, 3020, 3055, 3150, 3155, 3255, 4000, 4010, 4020, 4030, 4040, 4050, 4055, 4230, 4240, 4250, 4255; 4320 (71-72), 4430, 4440, 4450, 4455; 4520 (69-70), 4555, 4560, 4620, 4630, 4640, 4650, 4755, 4760, 4840, 4850, 4955, 4960.	89.95 ea.

Window Steps for Case-IH Tractors

Will not fit tractors with front end loaders or saddle tanks.



• Painted silver.

Order No.	Description - Fits Models	
SS710	Left Window Step. 7110, 7120, 7130, 7140, 7150, 7210, 7220, 7230, 7240, 7250, 8910, 8920, 8930, 8940, 8950.	164.95 ea.
SS715	Right Window Step, with hand rail and intermediate step. 7110, 7120, 7130, 7140, 7150, 7210, 7220, 7230, 7240, 7250, 8910, 8920, 8930, 8940, 8950.	479.95 ea.
SS720	Right Window Step, with hand rail and intermediate step. MX180, MX200, MX210, MX220, MX230, MX240, MX255, MX270, MX275, MX285 with muffler up to 7-3/8" dia. (prior to 2005).	489.95 ea.
SS730	Right Window Step, with hand rail and intermediate step. MX215, MX245, MX275, MX305.	479.95 ea.



Gas Struts/Cylinders for Tractor Doors, Hoods, Windows



Order No.	Description - Fits Models	Replaces JD No.	SHOUP Savings Price
John Deere			
SH34165	Door cylinder. Left or right on 7630, 7720, 7730, 7820, 7830, 7920, 7930. Left on 8100, 8110, 8110T, 8120, 8120T, 8130, 8200, 8210, 8210T, 8220, 8220T, 8230, 8230T, 8300, 8310, 8310T, 8320, 8320T, 8330, 8330T, 8400, 8410, 8410T, 8420, 8420T; 8430 (06-09), 8430T, 8520, 8520T, 8530, 9300T, 9320T, 9400T, 9420T, 9430T, 9520T, 9530T, 9620T, 9630T. Sprayers 4720, 4730, 4830, 4940.	RE234165	31.95 ea.
SH80191	Door cylinder. Left or right on 7200, 7210, 7400, 7410, 7510, 7600, 7610, 7700, 7710, 7800, 7810.	RE70191	38.95 ea.
SH74087	Hood lift cylinder. 6215, 6615, 6715, 7130, 7130 Premium, 7220, 7230 Premium, 7320, 7330, 7420, 7430 Premium; 7520 (03-07), 7530 Premium. Sprayers 4630.	AL174087	37.95 ea.
SH210629	Door cylinder. Left or right on 5045E, 5055E, 5065E, 5075E, 5076E, 5082E, 5085M, 5090E, 5090M, 5090R, 5095M, 5100E, 5100M, 5100R, 5105M, 5115M, 5115R, 5125R, 5220, 5225, 5320, 5325, 5420, 5425, 5520, 5525, 5603, 5625, 6100D, 6105E, 6105M, 6110, 6110D, 6110M, 6110R, 6120, 6120E, 6120M, 6120R, 6125D, 6125M, 6130D, 6130R, 6135E, 6140D, 6140M, 6115D, 6115M, 6145R, 6150M, 6155M, 6155R, 6170M, 6175M, 6175R, 6195M, 6195R, 6200, 6210, 6215, 6215R, 6220, 6230, 6230 Premium, 6300, 6310, 6320, 6330, 6330 Premium, 6400, 6403, 6405, 6410, 6415, 6420, 6430, 6430 Premium, 6603, 6605, 6615, 6715, 7130, 7130 Premium, 7220, 7230, 7230 Premium, 7320, 7330, 7330 Premium, 7420, 7430 Premium; 7520 (03-07), 7530 Premium. Sprayer 4630.	AL110629, AL174358	29.75 ea.
SH34166	Rear window cylinder. 7630, 7720, 7730, 7820, 7830, 7920, 7930, 8110*, 8110T*, 8120, 8120T, 8130, 8210*, 8210T*, 8220, 8220T, 8230, 8230T, 8310*, 8310T*, 8320, 8320T, 8330, 8330T, 8410*, 8410T*, 8420, 8420T; 8430 (06-09), 8430T, 8520, 8520T, 8530, 9120, 9220, 9300T, 9320, 9320T, 9400T, 9420, 9420T, 9430, 9430T, 9520, 9520T, 9530, 9530T, 9620, 9620T, 9630, 9630T. Sprayers 4720, 4730, 4830, 4940. * Verify retracted length 9.25", extended length 15.125".	RE234166	33.95 ea.
SH44988	Rear window cylinder. 8100* s/n 5157 & up, 8110*, 8110T*; 8200* s/n 3733 & up, 8210*, 8210T*; 8300* s/n 6255 & up, 8310*, 8310T*; 8400* s/n 7010 & up, 8410*, 8410T*, 9100, 9200, 9300, 9400. * Verify retracted length 8", extended length 13".	RE234988, RE66665, RE190916	47.50 ea.
SH34995	Rear window cylinder. 7200, 7210, 7400, 7410, 7510, 7600, 7610, 7700, 7710, 7800, 7810; 8100* to s/n 5156; 8200* to s/n 3732; 8300* to s/n 6254; 8400* to s/n 7009. * Verify retracted length 9-5/8", extended length 16-1/8".	RE234995	35.95 ea.
Case-IH, New Holland			
SH28263	Door cylinder. Case-IH Magnum 7110, 7120, 7130, 7140, 7150, 7210, 7220, 7230, 7240, 7250, 8910, 8920, 8930, 8940, 8950; MX/Magnum 180, 190, 200, 210, 215, 220, 225, 230, 235, 240, 245, 255, 260, 270, 275, 285, 290, 305, 315, 335, 340, 370, 380; Steiger 9210, 9230, 9240, 9250, 9260, 9270, 9280, 9310, 9330, 9350, 9370, 9380, 9390; New Holland T8010, T8020, T8030, T8040, T8050, TG210, TG215, TG230, TG245, TG255, TG275, TG285, TG305.	1280263C1	38.95 ea.
SH19416	Door cylinder. Case-IH CX50, CX60, CX70, CX80, CX90, CX100, MX80C, MX90C, MX100, MX100C, MX110, MX120, MX135, MX150, MX170; Maxxum 5120, 5130, 5140, 5150, 5220, 5230, 5240, 5250.	1977416C1	27.95 ea.
SH78168	Hood lift cylinder. Case-IH Magnum 7110, 7120, 7130, 7140, 7150, 7210, 7220, 7230, 7240, 7250, 8910, 8920, 8930, 8940, 8950.	1968168C3	45.95 ea.
SH84709	Hood lift cylinder. Case-IH Magnum 235, 250, 260, 280, 290, 310, 315, 340, 370, 380 built prior to 2020.	47925810	57.95 ea.
SH86500	Hood lift cylinder. Case-IH MX215, MX245, MX275, MX305; Magnum 180, 190, 210, 215, 225, 245, 255, 275, 305, 335.	87386500	75.95 ea.
SH52636	Hood lift cylinder. Case-IH MX180, MX200, MX210, MX220, MX230, MX240, MX255, MX270, MX285.	252636A1	47.95 ea.
SH34825	Rear window cylinder. Case-IH Magnum 7110, 7120, 7130, 7140, 7150, 7210, 7220, 7230, 7240, 7250, 8910, 8920, 8930, 8940, 8950.	1343825C1	22.95 ea.
SH52550	Rear window cylinder. Case-IH MX/Magnum 180, 190, 200, 210, 215, 220, 225, 230, 235, 240, 245, 255, 260, 270, 275, 285, 290, 305, 315, 335, 340, 370, 380.	252550A2	49.95 ea.

Battery Boxes for John Deere Tractors

Order No.	Description - Fits Models	SHOUP Savings Price
35300	Right Side Battery Box. Boxes have green powder coat finish. 2510; 2520 (68-72), 3010, 3020, 4000, 4010, 4020; 4320 (71-72) row crop tractors.	99.95 ea.
35305	Left Side Battery Box.	99.95 ea.
SH50423	Battery Hold Down Clamp, for 35300, 35305 (1 used per box).	9.75 ea.
SH40806	J-hook bolt, nut, washer for SH50423 (2 used per box).	7.19 ea.
35850	Right Side Box Lid/Step for tractors with Sound-Gard® Cab or Roll-Gard™. Fits 2940, 2950, 4030, 4040, 4050, 4055, 4230, 4240, 4250, 4255, 4430, 4440, 4450, 4455, 4630, 4640, 4650, 4840, 4850; 4555, 4755, 4955 to s/n 10000. Replaces JD No. AR85335.	98.95 ea.
35870	Side for 35850 box lid. Boxes have green powder coat finish.	33.50 ea.
35855	Left Side Box Lid/Step for tractors with Sound-Gard® Cab or Roll-Gard™. Fits 2940, 2950, 4030, 4040, 4050, 4055, 4230, 4240, 4250, 4255, 4430, 4440, 4450, 4455, 4630, 4640, 4650, 4840, 4850; 4555, 4755, 4955 to s/n 10000. Replaces JD No. AR85336.	98.95 ea.
35875	Side for 35855 box lid.	33.50 ea.



SHOUP® Replacement Parts for John Deere Tractors



Side Screens
Front Grilles



SHOUP
Savings Price

Order No.	Fits JD Models	SHOUP Savings Price
35095	Screen; 50, 520, 530.	49.45 ea.
35100	Screen; 60, 70, 70D, 620, 630, 720, 720D, 730, 730D.	56.85 ea.
35105	Side Screen; 1020, 1520 (low profile); 820, 830, 1530; 2040, 2240 to s/n 349999. 13-3/4"x17".	76.65 ea.
35110	Side Screen; 1020, 1520, 2020, 2030, 2630; 2440, 2640 to s/n 340999. 17"x17".	76.65 ea.
34910	Front Grille; 2510; 2520 (68-72).	89.95 ea.
35115	Side Screen; 2510; 2520 (68-72).	97.50 ea.
35020	Side Screen; 2350, 2550.	189.95 ea.
35090	Side Screen; 2355, 2555, 2755, 2855N.	101.30 ea.
35175	Side Screen; 2955, 3055, 3155, 3255.	119.60 ea.
34900	Front Grille; 3010, 3020.	96.95 ea.
35120	Side Screen; 3010, 3020.	72.75 ea.
34905	Front Grille; 4000, 4010, 4020.	96.95 ea.
35125	Side Screen; 4000, 4010, 4020.	72.75 ea.
34920	Front Grille; 4320 (71-72).	134.50 ea.
35160	Side Screen; 4320 (71-72).	107.50 ea.
34915	Front Grille; 4520 (69-70), 4620, 7020.	134.50 ea.
35190	Side Screen Spring. Fits 820, 830, 1020, 1520, 1530, 2020, 2030, 2040, 2440, 2630, 2640, 3010, 3020, 4000, 4010, 4020; 8450 s/n 3127 & up; 8650 s/n 4598 & up. Replaces JD No. R26858.	5.30 ea.
35195	Side Screen Spring. Fits 4030, 4040, 4230, 4240; 4320 (71-72), 4430, 4440, 4630, 4640, 4840, 6030; 7520 (72-75); 8430 (75-78), 8440; 8450 to s/n 3126; 8630, 8640; 8650 to s/n 4597. Replaces JD No. R35769.	6.40 ea.

Order No.	Fits JD Models	SHOUP Savings Price
35030	Side Screen; 4520 (69-70), 4620.	177.50 ea.
35165	Side Screen; 4030.	107.50 ea.
35150	Side Screen; 4040, 4230.	107.50 ea.
35130	Side Screen; 4240, 4430.	107.50 ea.
35155	Side Screen; 4050 s/n 5511 & up; 4055, 4250, 4255, 4450, 4455.	148.25 ea.
35135	Side Screen; 4440, 4630, 4640.	107.50 ea.
35140	Side Screen; 4840.	152.95 ea.
35040	Side Screen, left side, front wheel assist only; 4555, 4560, 4650, 4755, 4760, 4850, 4955, 4960.	379.00 ea.
35035	Side Screen, right side, front wheel assist only; 4555, 4560, 4650, 4755, 4760, 4850, 4955, 4960.	379.00 ea.
34935	Front Grille; 5010, 5020, 6030; 7520 (72-75) top only.	148.50 ea.
35180	Side Screen; 6030 w/6531A turbo eng.; 7520 (72-75).	145.95 ea.
35080	Front Grille; 8430 (75-78), 8440, 8630, 8640. Emblem (JD No. R82805) not included.	494.75 ea.
35145	Side Screen; 8430 (75-78), 8440, 8630, 8640.	107.50 ea.
35170	Side Screen; 8450, 8650.	114.90 ea.

Side Panels



35395

Order No.	Fits Side	Fits JD Tractors	SHOUP Savings Price	Order No.	Fits Side	Fits JD Tractors	SHOUP Savings Price
35320	Right	3010; 3020 1968 & before.	89.95 ea.	35360	Right	4320 (71-72)	84.95 ea.
35325	Left	3010; 3020 1968 & before.	89.95 ea.	35365	Left	4320 (71-72)	84.95 ea.
35330	Right	3020 1969 & after.	88.75 ea.	35370	Right	4040, 4230.	77.95 ea.
35335	Left	3020 1969 & after.	88.75 ea.	35375	Left	4040, 4230.	77.95 ea.
35340	Right	4010; 4020 1968 & before.	94.95 ea.	35380	Right	4430, 4240;	74.95 ea.
35345	Left	4010; 4020 1968 & before.	94.95 ea.	35385	Left	4050 to s/n 5510.	74.95 ea.
35350	Right	4020 1969 & after.	74.95 ea.	35390	Right	4050 s/n 5511 & up; 4055, 4250, 4255, 4440, 4450, 4455; 4630 -right side only	74.95 ea.
35355	Left	4020 1969 & after.	74.95 ea.	35395	Left	4050 s/n 5511 & up; 4055, 4250, 4255, 4440, 4450, 4455; 4630 -right side only	74.95 ea.

Side Moldings for John Deere Tractors



Fits **1010, 2010, 2510; 2520** (68-72), **3010, 3020, 4000, 4010, 4020; 4320** (71-72); **4520** (69-70), **4620, 5010, 5020, 7020.**

Order No.	Description	Replaces JD No.	SHOUP Savings Price
35510	Factory Style Aluminum Side Molding Set with raised letters. Includes both left & right hand moldings. Made in USA.	AR28048, AR28049	279.95 set



37410



37400

Order No.	Fits JD Tractors	Replaces JD No.	SHOUP Savings Price
Fenders for 2010, 2510; 2520 (68-72), 3010, 3020, 4000, 4010, 4020.			
37400	Fender, right; primer paint.	RE13878	419.00 ea.
37405	Fender, left; primer paint.	RE13879	419.00 ea.
37420	Rubber handle grommet.	R20759	9.50 ea.
37410	Fender mounting bracket for left or right fender.	R70588	145.95 ea.
37415	U-bolt for 37410 bracket (1 per fender).	H12234	14.95 ea.
HTW58	Flat Washer, 1-1/4" OD (2 per U-Bolt).	LW12	.40 ea.
LW58	Lock Washer, 5/8" (2 per U-Bolt).	HN12	.30 ea.
HN58	Hex Nut, 5/8" (2 per U-Bolt).		.35 ea.

Drawbars for JD Tractors

Order No.	Description	Fits JD Models	Replaces JD No.	SHOUP Savings Price
34200	Straight	820, 830, 1020, 1520, 1530, 2020, 2030, 2040, 2240, 2350, 2355, 2440, 2550, 2555, 2630, 2640, 2750, 2755, 2855.	R61126	186.95 ea.
34220	Standard Offset	2-1/2" wide. 2510 wide swing; 2520 (68-72) wide swing; 3020, 4010, 4030.	RE20662	209.95 ea.
34205	Standard Offset	830, 1020, 1520, 1530, 2020, 2030, 2240, 2350, 2355, 2440, 2550, 2555, 2640, 2750, 2755, 2855.	L29020	219.95 ea.
34210	Standard Offset	2840, 2940, 2950; 2955 to s/n 632321; 3150.	T28014	196.95 ea.
34230	Standard Offset	4000, 4020, 4040, 4230; 4320 (71-72), 4430.	RE20663	209.95 ea.
34235	Heavy-duty Offset	4000, 4020, 4040, 4230; 4320 (71-72), 4430.	R80842	209.95 ea.
34240	Straight	4000, 4020, 4040, 4230; 4320 (71-72), 4430.	—	191.25 ea.
34245	Standard Offset	4050, 4055, 4240, 4250, 4255, 4440, 4450, 4455.	R61184	258.25 ea.
34250	Standard Offset	4555, 4560, 4640, 4650, 4755, 4760, 4840, 4850, 4955, 4960.	R62081	309.00 ea.
34290	Draw Bar Support	4000, 4020, 4040, 4230; 4320 (71-72), 4430.	AR33911	299.95 ea.

Drawbar Reinforcement for JD 8000 series tractors

DR1451	Fits standard 2" x 3" drawbars on 8100, 8110, 8120, 8200, 8210, 8220, 8300, 8310, 8320, 8400, 8410, 8420. Will not fit track or row crop tractors with optional heavy duty 2" x 4" drawbars.	399.00 ea.
DR1452	Fits standard 2" x 3" drawbars on 8130, 8225R, 8230, 8235R, 8285R, 8330. Will not fit track or row crop tractors with optional heavy duty 2" x 4" drawbars.	429.00 ea.

Steering Wheels

37150	Steering Wheel; fits tractors 1010 w/power steering; 1020, 1520 low profile w/power steering; 2010, 2510, 3010; 3020 to s/n 122999; 4010; 4020 to s/n 200999; 4520 (69-70), 4620, 5010, 5020, 6030; 7520 (72-75). Combines 3300, 4400, 4420, 6600, 6620, 7700, 7720, 8820.	AR26625	69.95 ea.
37155	Steering Wheel; fits tractors 820, 830 (3 cyl. engines); 2040, 2240 to s/n 349999; 2440, 2640 to s/n 340999; 2520 (68-72), 2630; 3020 s/n 123000 & up; 3120, 4000; 4020 s/n 201000 & up; 4030, 4040, 4050, 4055, 4230, 4240, 4250, 4255; 4320 (71-72), 4430, 4440, 4450, 4455, 4560, 4630, 4640, 4650, 4760, 4840, 4850, 4960, 5200, 5210, 5220, 5300, 5310, 5320, 5400, 5410, 5420, 5500, 5510, 5520, 5615, 5715; 8430 (75-78); 8440, 8560, 8570, 8630, 8640, 8760, 8770, 8870, 8960, 8970. Sprayers 6000, 6100, 6500, 6600, 6700. Combines 9400, 9500, 9510, 9600, 9610, CTS, CTSII.	AR78405, T22875	59.95 ea.
37160	White center with four leg deer; fits 1010, 2010, 2510, 3010, 4010, 5010 tractors with power steering.		56.95 ea.
37165	Black center with four leg deer; fits 37155 wheel.		56.95 ea.
37170	Black center, no logo; fits 37150 and 37155 wheels.		57.25 ea.
WS200	Steering wheel spinner, black. Fits most makes and models of tractors.		15.95 ea.

Fuel Tank and Caps

36280	Fuel Tank; one piece construction. 3010, 3020.	759.00 ea.
36295	Fuel Tank; one piece construction. 4000, 4010, 4020.	509.00 ea.
SH30911	Fuel Cap. 1020, 1520, 1530, 2010, 2020, 2030; 2040, 2240 to s/n 349999; 2440, 2510; 2520 (68-72), 2630, 2840, 3010, 3020, 4000, 4010, 4020, 4030, 4040, 4050, 4055, 4230, 4240, 4250, 4255; 4320 (71-72), 4430, 4440, 4450, 4455; 4520 (69-70), 4620, 4630, 5010.	8.95 ea.

Sway Blocks

Order No.	Side	Order No.	Side
35200	Right	35210	Right
35205	Left	35215	Left


Front End Parts for John Deere Tractors

Order No.	Description - Fits Models	Replaces JD No.	SHOUP Savings Price
-----------	---------------------------	-----------------	---------------------

JD row crop (adjustable front axle)

2510; 2520 (68-72), 3010, 3020, 4000, 4010, 4020; 4320 (71-72).

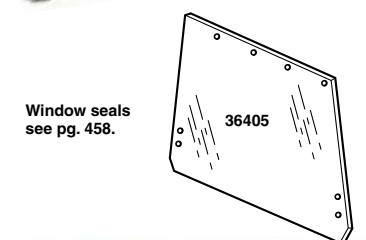

FE00421	Spindle. Fits LH & RH. Also order 1 pc. H58234.	AR55180	189.50 ea.
912959	Spindle Nut; use with FE00421.	-	2.48 ea.
CP316200	Cotter Pin for spindle nut.	-	.40 ea.
H58234	Hex Bolt. Must be ordered with FE00421 spindle.	-	1.80 ea.
FE01214	Hub, 6 bolt.	R48763	76.95 ea.
913538	Wheel Bolt; use with FE01214.	JD16	1.25 ea.
FE00925	Spindle Bushing.	A877R	13.25 ea.
FE00938	Thrust Washer.	A890R	9.25 ea.
FE01494	Wheel Bearing Kit with seal.	-	39.75 kit
FE04000	Inner Tie Rod.	AR27351	19.90 ea.
FE04100	Outer Tube.	R28021	39.50 ea.
FE04200	Half Clamp.	R28024	2.50 ea.
FE04300	Inner Tube.	R28022	34.95 ea.
FE04400	Outer Tie Rod.	AR51584	34.95 ea.
FE04500	RH Steering Arm.	R47765	59.95 ea.
FE04510	LH Steering Arm.	R47766	59.95 ea.



JD 2 wheel drive row crop (adjustable front axle)

4040, 4050, 4055, 4230, 4240, 4250, 4255, 4430, 4440, 4450, 4455.

FE00426	Spindle. Fits LH & RH. 4230, 4430.	AR69323	234.95 ea.
FE00428	Spindle. Fits LH & RH. 4040, 4050, 4055, 4240, 4250, 4255, 4440, 4450, 4455.	AR81954	224.50 ea.
FE00924	Spindle Bushing, (except 4040, 4240).	R49835	15.75 ea.
FE00936	Thrust Washer, (except 4040, 4240).	R49838	7.99 ea.
FE01211	6 Bolt Hub.	R49839	76.90 ea.
FE01215	8 Bolt Hub; use with 9/16" NF lug bolts.	R49841	123.95 ea.
913538	Wheel Bolt; use with FE01211, FE01215.	JD16	1.25 ea.
FE01495	Bearing Kit with seal. 4230, 4430.	-	43.95 kit
FE01496	Bearing Kit with seal. 4040, 4050, 4055, 4240, 4250, 4255, 4440, 4450, 4455.	-	39.95 kit
FE04010	Inner Tie Rod.	AR63588	29.50 ea.
FE04115	Tube; 17-1/2" long. Use with FE04420 outer tie rod.	R54963	30.95 ea.
FE04120	Tube; 15-3/8" long. Use with FE04415 outer tie rod.	R54964	48.50 ea.
FE04125	Tube; 20-1/2" long. Use with FE04425 outer tie rod.	R54965	58.50 ea.
FE04415	Outer Tie Rod; 14-1/4" long. Use with FE04120 tube.	AR63591	53.75 ea.
FE04420	Outer Tie Rod; 16" long. Use with FE04115 tube.	AR63592	46.95 ea.
FE04425	Outer Tie Rod; 18-3/4" long. Use with FE04125 tube.	AR63593	59.25 ea.



Rear Window and Roof for John Deere Tractors

36405	Rear Cab Window. Fits 2355, 2555, 2755, 2955 to s/n 631621; 2350, 2550, 2750, 2940, 2950, 3055, 3150, 3155, 3255, 4030, 4040, 4050, 4055, 4230, 4240, 4250, 4255, 4430, 4440, 4450, 4455, 4555, 4560, 4630, 4640, 4650, 4755, 4760, 4840, 4850, 4955, 4960; 8430 (75-78); 8440, 8450, 8560, 8570, 8630, 8640, 8650, 8760, 8770, 8850, 8870, 8960, 8970.	R50758	134.95 ea.
36300	Cab Roof, with warning light openings for Sound-Gard® Cabs on 2555, 2750, 2755, 2940, 2950, 2955, 3055, 3150, 3155, 3255, 4030, 4040, 4050, 4055, 4230, 4240, 4250, 4255, 4430, 4440, 4450, 4455, 4555, 4560, 4630, 4640, 4650, 4755, 4760, 4840, 4850, 4955, 4960; 8430 (75-78); 8440, 8450, 8630, 8640, 8650, 8850.		499.95 ea.
36785	Canopy Roof, with warning light openings for 4 post Roll-Guard™; 2955, 3055, 3150, 3155, 3255, 4030, 4040, 4050, 4055, 4230, 4240, 4250, 4255, 4430, 4440, 4450, 4455, 4555, 4560, 4630, 4640, 4650, 4755, 4760, 4955, 4960.	AR69840	524.95 ea.
36790	Canopy Headliner Support Panel; fits inside 36785.	R50624	379.00 ea.

SHOUP® Replacement Parts for Case-IH Tractors



Order No.	Description - Fits Models	Replaces Case-IH No.	SHOUP Savings Price
Fuel Caps for IH Tractors			
SH22839	Vented Fuel Cap, Triple Baffle, 2-1/2" Tall. 100, 130, 140, 200, 230, 240, 300, 330, 340, 350, 400, 404, 424, 444, 450, 460, 560, 606, 660, 664, 666, 686, 706, 756, 766, 806, 826, 856, 966, 1026, 1066, 1206, 1256, 1456, 1466, 1468, 1566, 1568, 4386, 4586, 4786, Hydro 70, Hydro 86, Hydro 100. Also 504, 544, 656 confirm cap height.	361910R91, 224839C92	32.95 ea.
SH10781	Non-Vented Fuel Cap. 786, 886, 986, 1086, 1486, 1586, 3088, 3288, 3388, 3488, 3588, 3688, 3788, 5088, 5288, 5488, 6588, 6788, Hydro 186.	104781C1	23.50 ea.

Front Grilles for IH Tractors

IH651	Plastic Front Grille. 766, 786, 886, 966, 986, 1066, 1086, 1466, 1468, 1486, 1566, 1568, 1586, Hydro 100, Hydro 186.		146.95 ea.
IH655	Chrome Front Grille. For same models as IH655.		224.95 ea.
IH660	Radiator Screen; behind front grille. For IH651 and IH655.		108.95 ea.

Door Panel Assembly for Case-IH Tractors

4520	Door Panel Assembly, formed gray plastic liner with black/gray matrix cloth center. 7110, 7120, 7130, 7140, 7150, 7210, 7220, 7230, 7240, 7250, 8910, 8920, 8930, 8940, 8950.	97082C6	309.95 ea.
------	---	---------	------------

Rear Cab Windows

36460	Rear Cab Window. Hydro 186, 786, 886, 986, 1086, 1486, 1586, 3088, 3288, 3388, 3488, 3588, 3688, 3788, 5088, 5288, 5488, 6388, 6588, 6788, 7288, 7488.	109318C2	124.95 ea.
-------	--	----------	------------

Front End Parts for IH Tractors

IH standard height adjustable front axles; 666, 686, 766, 786, 826, 886, 966, 986, 1026, 1066, 1086, 1456, 1466, 1468, 1486, 1566, 1568, 1586, 3088, 3288, 3488, 3688, 5088, Hydro 70, Hydro 86, Hydro 186.

FE00312	Spindle; fits LH & RH.	196334C2	219.95 ea.
FE00891	Spindle bushing.	358958R2	10.50 ea.
FE00830	Steering arm; left.	531248R2	64.95 ea.
FE00835	Steering arm; right.	531249R2	64.95 ea.
912952	Slotted hex nut; 7/8"-14 for tapered spindle.	427545	1.16 ea.
CP532134	Cotter pin; for tapered spindle.	108643	.15 ea.
FE00895	Felt washer pivot.	15943DA	3.09 ea.
FE00893	Thrust bearing pivot.	185106C91	20.95 ea.
FE01180	6 Bolt Hub; bolt on style dust cap.	391823R11	91.50 ea.
FE01181	8 Bolt Hub; bolt on style dust cap.	391824R11	119.50 ea.
FE01471	Wheel bearing kit with seal.	—	42.95 kit
FE00820	Outer tie rod, 6 adjustment notches; 15-3/4" long. Use with FE00821 tube.	359984R93	38.50 ea.
FE00821	Tube; 18" long. Use with FE00820 and FE00823.	383917R1	31.50 ea.
FE00822	Clamp; use with FE00821 tube.	359986R1	3.95 ea.
FE00823	Inner tie rod; use with FE00821 tube.	384006R93	21.25 ea.
FE00824	Jam nut; use with FE00823.	374062R1	14.50 ea.

Shift Kit for Case-IH Magnum Tractors

- Enables shifting from high reverse to 7th gear in one motion. A lock lever blocks off the lower 6 gears to make forward to reverse shifting easier.
- For early tractors with 2 speed reverse, the kit makes 3rd and 4th reverse gears operational.



Order No.	Reverse Speeds	Fits Models	
75100	4	Case-IH Magnum 7110, 7120, 7130, 7140, 7150, 7210, 7220, 7230, 7240, 7250, 8910, 8920, 8930, 8940, 8950.	459.95 ea.
75095	2	Case-IH Magnum 7110, 7120, 7130, 7140, 7150.	459.95 ea.

Fresh Cab® rodent repellent. Aroma from ready to use pouch covers up to 125 sq. feet for up to 100 days. 4 pouches per box.



- Use in farm equipment, shops, ceilings, anywhere you want to repel rodents.
- Endorsed by USDA, Green American and registered with EPA for indoor use.
- All natural ingredients and packaging.

Order No. **32505** **15.95 box**

Portable Tool Box

- Hardware and brackets for universal mounting included.
- Easily mounts to tractors.
- 5-1/2" tall, 6-1/8" wide. Available in 16" or 20" lengths.
- Painted black.



Order No.	Description	
16282	16" long Tool Box.	67.95 ea.
20282	20" long Tool Box.	79.95 ea.

OREGON® Gator Mulcher® Lawn Mower Blades

for John Deere, Grasshopper and Hustler

Extended Cutting Length™ with Fusion® hardfaced cutting edges stay sharper longer. Airlifts at the blade ends deliver exceptional bagging & side-discharge performance. Mow faster than with traditional mulching blades.



Order No.	Replaces JD No.	Length	Width	Hole Dia.	SHOUP Savings Price
M96732	M115495	16-5/8"	2-1/2"	13/16"	20.50 ea.
M96354	M145476	16-15/16"	3"	13/16"	14.75 ea.
M96616	GX21784	17"	3"	7 pt. star	15.99 ea.
M96770	M136194	17-1/16"	3"	7/8"	22.25 ea.
M96738	M86209	17-3/16"	3"	11/16"	21.25 ea.
M96706	M115496	18-5/8"	3"	13/16"	19.75 ea.
M96917	GX21380	18-5/8"	3"	7 pt. star	16.75 ea.
M96719	M143520	18-7/8"	3"	13/16"	22.50 ea.
M96769	M144652	19"	3"	7/8"	23.50 ea.
M96734	M141785	20-1/2"	3"	7/8"	24.95 ea.
M96771	M143504	21-5/8"	3"	13/16"	23.50 ea.
M96742	TCU15881	20-7/8"	3"	7/8"	23.50 ea.
M96775	M141786	25"	3"	7/8"	29.50 ea.
M96743	TCU15882	25-7/8"	3"	7/8"	20.50 ea.

Order No.	Replaces Grasshopper No.	Length	Width	Hole Dia.	SHOUP Savings Price
M96343 ¹	320231	15"	2-1/2"	1/2"	17.50 ea.
M96729	320236	18"	3"	1/2"	25.25 ea.
M96712	320242	21"	3"	1/2"	26.00 ea.
M96778	320250	25"	3"	1/2"	31.85 ea.

Grasshopper Applications	44"	48"	52"	61"	72"
3 blades per deck	M96343	M96729(2), M96343(1)	M96729	M96712	M96778

Order No.	Replaces Hustler No.	Length	Width	Hole Dia.	SHOUP Savings Price
M96308 ¹	601123	16-1/2"	2-1/2"	5/8"	17.25 ea.
M96318 ¹	785436	17-7/8"	2-1/2"	5/8"	19.95 ea.
M96319 ¹	794230	20-1/2"	2-1/2"	5/8"	15.75 ea.

Hustler Applications	48"	52"	54"	60"	66"
FasTrak, FasTrak SD, Hustler Z, Hustler Z4, Mini Z, Raptor, Raptor SD, Sport, Super Mini Z, Super Z (side discharge), Trimstar, X-ONE.	M96308	M96318	—	M96319	—

¹ Not available with Fusion® hardface.

John Deere Mower Applications - 3 blades per deck

	48"	50"	54"	60"	62"	72"
240, 245, 260, 265, 285, 312, 314, 316, 317, 318, 320, 322, 330, 332, 335, 345, 425, 445, 455, 4010, 4110, F510, F525, F710, F725; side discharge models F910, F911, F912, F915, F925, F930, F932, F935.	M96732	M96738	M96706	M96734	—	M96775
727, 727A, 737, 757, 777, 797, 997, Z465, Z510A, Z520A, Z645, Z655, Z665, Z710A, Z720A, Z810A, Z820A, Z830A, Z840A, Z850A, Z860A, Z910A, Z920A, Z925A, Z925M, Z930A, Z930M, Z930R, Z950A, Z950M, Z950R, Z960A, Z960R, Z970A, Z970R.	M96770	—	M96769	M96742	—	M96743
1420, 1435, 1445, 1545, 1565.	—	—	—	M96742	—	M96743
2210, 2305, 2320, 2520, 2720, 4115.	—	—	M96719	—	M96771	M96775
3120, 3320, 3520, 3720, 4120, 4320, 4520, 4720.	—	—	—	M96742	—	M96743
GT242, GT262, GT275, LX172, LX173, LX176, LX178, LX186, LX188.	M96732	—	—	—	—	—
GT225, GT245, GX255, GX325, GX335, GX345, GX355, LT166, LT180, LT190, LX255, LX266, LX277, LX279, LX280, LX289, X300, X320, X324, X340, X360, X465, X475, X485, X495, X500, X520, X530, X540, X575, X585, X595, X700, X720, X724, X728, X729, X740, X744, X748, X749, Z425, Z445 with 13/16" mounting hole.	M96354	—	M96719	M96742	M96771	—
F620, F680, F687 to s/n 15000; F735.	M96732	—	M96706	M96742	—	—
F620, F680, F687 s/n 15001 & up.	M96770	—	M96769	M96742	—	—
X710, X730, X734, X738, X739, X750, X754, X758; Z445 with 7/8" mounting hole.	M96354	—	M96769	—	—	—
D140, D150, D160, D170, LA130, LA140, LA145, LA150, LA155, LA165, LA175, Z245, Z255.	M96616	—	M96917	—	—	—

Track Roller-Idler Seals and Bearing/Seal Kits for John Deere and Case-IH Tractors

EnduraTek™ seals and Timken bearings.




Order No.	Application/Location	Replaces OEM No's.	Qty. per Tractor	SHOUP Savings Price	
John Deere Tractors					
8100T, 8110T, 8200T, 8210T, 8300T, 8310T, 8400T, 8410T; early 8120T, 8220T, 8320T, 8420T, 8520T to s/n 901999.					
SH72700	Mid-Roller	Kit - includes 2 bearings, 2 cups, 1 seal.	JD9070 (bearing), JD9170 (cup), RE62718 (seal)	12	120.95 kit
SH62718		Seal (only).		12	58.25 ea.
Late 8120T, 8220T, 8320T, 8420T, 8520T s/n 902000 & up; 8230T, 8330T, 8430T, 9300T, 9320T, 9400T, 9420T, 9520T, 9620T.					
SH26100	Mid-Roller	Kit - includes 2 bearings, 2 cups, 1 seal.	RE45399 (bearing & cup), RE161240 (seal)	12 or 16	197.50 kit
SH16124		Seal (only).		12 or 16	67.95 ea.
Case-IH STX and Quadtrac Tractors					
STX375, STX425, STX440; early STX450, STX500 to s/n JEE0107426.					
SH50020	Mid-Roller	Kit - includes 2 bearings, 2 cups, 1 seal.	A61447 (bearing), 625743C1 (cup), 87450020 (seal)	24	229.95 kit
SH60020		Seal (only).		24	132.50 ea.
SH50019	Front or Rear Idler	Kit - includes 2 bearings, 2 cups, 1 seal.	371884A1 (bearing), 371878A1 (cup), 87450019 (seal)	16	309.95 kit
SH60019		Seal (only).		16	146.50 ea.
STX, Steiger Quadtrac, Rowtrac 340, 350, 370, 380, 385, 400, 420, 430, 435, 470, 480, 485, 530, 535, 540, 550, 580, 600, 620; late 450, 500 s/n JEE0107427 & up.					
SH73722	Mid-Roller	Kit - includes 2 bearings, 2 cups, 1 seal.	A61447 (bearing), 625743C1 (cup), 84573722 (seal)	24	277.95 kit
SH83722		Seal (only).		24	179.75 ea.
SH73723	Front or Rear Idler	Kit - includes 2 bearings, 2 cups, 1 seal.	371884A1 (bearing), 371878A1 (cup), 84573723 (seal)	16	389.95 kit
SH83723		Seal (only).		16	202.50 ea.

Kile Clear View® Track Caps

Clear View® Caps make it easy to view and maintain proper oil levels of the idler and roller wheels for both outside and inside track frames. The ability to check oil clarity and levels can prevent downtime and replacement of costly trac idlers and rollers.

High impact polymer construction withstands impact and extreme temperatures. Scratch resistant and UV protected for long viewing life.

Installs same as original caps. 5 year pro-rated warranty. Made in USA.



Order No.	Fits Models	Kits Include (qty.)		SHOUP Savings Price	
		Idler Caps	Roller Caps		
Case-IH - New Holland Tractors and Combines					
58210	Steiger & STX Quadtrac 375, 380, 385, 425, 430, 435, 440, 450, 470, 480, 485, 500, 530, 535, 540, 550, 580, 600, 620. Rowtrac™ 350, 370, 400, 420, 450, 470, 500.	16	24	o-rings, plugs	764.95 set
58215	Quadtrac 9370, 9380, 9390.	16	24	o-rings, gaskets, bolts, plugs	927.95 set
58280	Rowtrac™ 310, 340, 380. SmartTrax™ T8.380, T8.410, T8.435.	8	12	o-rings, plugs	382.95 set
58280	Combine 7010, 7120, 7230, 7240, AFX8010, 8010, 8120, 8230, 8240, 9120, 9230, 9240, CR6090, CR7090, CR8080, CR8090, CR9040, CR9060, CR9070, CR9080, CR9090, CR6.90, CR7.90, CR8.90, CR9.90.	8	12	o-rings, plugs	382.95 set
Cat-Challenger - Fendt					
58230	CH35, CH45, CH55 all series.	4	12	gaskets, plugs	543.95 set
58235	CH65, CH75, CH85, CH95 all series.	—	18	gaskets, plugs	637.95 set
58240	MT735, MT738, MT740, MT743, MT745, MT745B, MT745C, MT745D, MT755, MT755B, MT755C, MT755D, MT755E, MT765, MT765B, MT765C, MT765D, MT765E, MT775E; 938 Vario MT, 940 Variot MT, 943 Vario MT.	4	12	gaskets, plugs	569.95 set
58245	MT835, MT835B, MT835C, MT845, MT845B, MT845C, MT845E, MT855, MT855B, MT855C, MT855E, MT856, MT865, MT865B, MT865C, MT865E, MT867, MT875B, MT875C, MT875E; 1151 Vario MT, 1156 Vario MT, 1162 Vario MT, 1167 Vario MT.	4	16	gaskets, plugs	693.95 set
John Deere					
58260	All 8100T, 8110T, 8200T, 8210T, 8300T, 8310T, 8400T, 8410T; 8120T, 8220T, 8320T, 8420T, 8520T to s/n 901999 with 5" wide roller rims.	4	12	gaskets, plugs	600.95 set
58262	8120T, 8220T, 8320T, 8420T, 8520T with 8" wide roller rims; 8120T, 8220T, 8320T, 8420T, 8520T s/n 902000 & up with 5" wide roller rims; all 8230T, 8330T, 8430T.	4	12	o-rings, gaskets, plugs	600.95 set
58265	8295RT, 8310RT, 8320RT, 8335RT, 8345RT, 8360RT, 8370RT.	4	12	o-rings, plugs	519.95 set
58270	9300T, 9320T, 9400T, 9420T, 9520T, 9620T.	4	16	o-rings, plugs	637.95 set
58275	9430T, 9460RT, 9470RT, 9510RT, 9520RT, 9530T, 9560RT, 9570RT, 9630T.	4	16	o-rings, plugs	635.95 set
58220	8RX310, 8RX340, 8RX370, 8RX410.	16	28	o-rings, gaskets, plugs	918.95 set
58225	9470RX, 9520RX, 9570RX, 9620RX, 9RX490, 9RX540, 9RX590, 9RX640 with 30" or 36" tracks.	16	16	o-rings, gaskets, plugs	897.95 set
58250	9420RX, 9470RX, 9520RX, 9RX490, 9RX540 with 18" or 24" tracks.	16	24	o-rings, gaskets, plugs	1099.95 set
Versatile					
58225	450DT, 500DT, 520DT, 530DT, 550DT, 570DT, 580DT, 610DT, 620DT.	16	16	o-rings, gaskets, plugs	897.95 set

AGSTORM™ Track Wheel Cleaners

- Ag Storm's™ Track Wheel Cleaners remove dirt and debris from inside of track.
- Each scraper mounts easily with no welding or drilling required.
- Tractors with front idler weights include 4 cleaners; without front idler weights include 8.




Order No.	Description - Fits Models	With or Without Front Idler Weights	Track Width	
Cat-Challenger				
SH87207	MT735, MT738, MT740, MT743, MT745,	Without front idler weights	24" and Narrower	399.00 kit
SH87209	MT745B, MT745C, MT745D, MT755, MT755B,		25" and Wider	399.00 kit
SH87208	MT755C, MT755D, MT755E, MT765, MT765B,	With front idler weights	24" and Narrower	299.00 kit
SH87211	MT765C, MT765D, MT765E, MT775E.		25" and Wider	299.00 kit
SH87210	MT835, MT835B, MT835C, MT845, MT845B,	Without front idler weights	All Track Widths	399.00 kit
SH87211	MT845C, MT845E, MT855, MT855B, MT855C,		With front idler weights	All Track Widths
	MT855E, MT856, MT865, MT865B, MT865C,			
	MT865E, MT867, MT875B, MT875C, MT875E.			
John Deere				
SH87201	8100T, 8110T, 8120T, 8200T, 8210T, 8220T, 8230T,	Without front idler weights	24" and Narrower	399.00 kit
SH87204	8295RT, 8300T, 8310RT, 8310T, 8320RT, 8320T,		25" and Wider	399.00 kit
SH87203	8330T, 8335RT, 8345RT, 8360RT, 8370RT, 8400T,	With front idler weights	24" and Narrower	299.00 kit
SH87206	8410T, 8420T, 8430T, 8520T, 8RT310, 8RT340,		25" and Wider	299.00 kit
	8RT370, 8RT410.			
SH87205	9300T, 9320T, 9400T, 9420T, 9430T, 9460RT,	Without front idler weights	All Track Widths	399.00 kit
SH87206	9470RT, 9510RT, 9520RT, 9520T, 9530T,		With front idler weights	All Track Widths
	9560RT, 9570RT, 9620T, 9630T.			

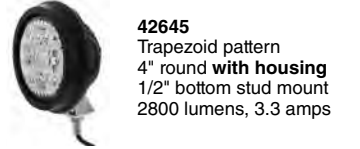
LED Lights for Allis Chalmers, Challenger, Deutz-Allis, Massey Ferguson, White



42660
Flood/Spot combo
4" round **replacement bulb**
2200 lumens, 2 amps.



42640
Trapezoid pattern
4" round **with housing**
1/2" rear stud mount
2800 lumens, 3.3 amps



42645
Trapezoid pattern
4" round **with housing**
1/2" bottom stud mount
2800 lumens, 3.3 amps



42528
Flood pattern
4" x 6.5" oval
2450 lumens, 2 amps.



42527
Flood pattern
4" x 6.5" oval
2450 lumens, 2 amps.



42785
Flood/Spot combo
3.25" x 7.25" rectangle
3500 lumens, 3.3 amps.



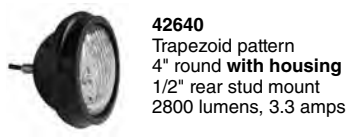
4" x 6" rectangle
3500 lumens,
5 amps.

42597 (2-prong)
Flood/Spot combo

42598 (3-prong)
Hi/Low beam



42660
Flood/Spot combo
4" round **replacement bulb**
2200 lumens, 2 amps.



42640
Trapezoid pattern
4" round **with housing**
1/2" rear stud mount
2800 lumens, 3.3 amps



42645
Trapezoid pattern
4" round **with housing**
1/2" bottom stud mount
2800 lumens, 3.3 amps

Order No.	Lumens	Fits Models	Where used	SHOUP Saving Price
42660	2200	Allis Chalmers 160, 170, 175, 180, 185, 190, 190XT, 190XT III, 200, 210, 6040, 6060, 6070, 6080, 7000, 7010, 7020.	front fender, rear fender, front cab, rear cab	49.00 ea.
42640	2800		front fender	114.00 ea.
42645	2800		rear fender, rear cab	109.00 ea.
42660	2200	Allis Chalmers 7030, 7040, 7045, 7050, 7060, 7080.	front fender, rear fender, front cab, rear cab	49.00 ea.
42645	2800		rear fender, rear cab	109.00 ea.
42660	2200	Allis Chalmers 7580, 8550.	front fender, rear fender, front cab, rear cab	49.00 ea.
42528	2450	Challenger MT445B, MT455B, MT465B, MT475B. Massey Ferguson 5435, 5445, 5455, 5460, 5465, 5470, 5475.	front cab	108.00 ea.
42527	2450		rear cab, front mid-body	103.00 ea.
42528	2450	Challenger MT455D, MT465D, MT475D, MT485D, MT495D, MT515D, MT525B, MT525D, MT535B, MT535D, MT545B, MT545D, MT555B, MT555D, MT565B, MT565D, MT575B, MT575D, MT585D, MT595D, MT635B, MT645B, MT655B, MT665B.	front cab	108.00 ea.
42527	2450		rear cab, front mid-body, rear fender	103.00 ea.
42528	2450	Challenger MT585B, MT595B;	front cab	108.00 ea.
42527	2450	Massey Ferguson 6495, 6497, 6499, 7475, 7490, 7495, 7497.	rear cab, front mid-body, rear fender, left & right step	103.00 ea.
42660	2200	Massey Ferguson 165, 175, 180, 1080, 1085, 1100, 1105, 1130, 1135, 1150, 1155, 1500, 1505, 1800, 1805.	front fender, front grille, front cab	49.00 ea.
42528	2450	Massey Ferguson 2650, 2660, 2670, 2680.	front cab	108.00 ea.
42527	2450		rear cab	103.00 ea.
42528	2450	Massey Ferguson 6455, 6465, 6475, 6485, 6490.	front cab	108.00 ea.
42527	2450		rear cab, rear fender	103.00 ea.
42785	3500	Massey Ferguson 4225, 4235, 4240, 4245, 4255, 4260, 4265, 4270, 4325, 4335, 4345, 4355, 4360, 4365, 4370, 6140, 6150, 6170, 6180, 6190, 6235, 6245, 6255, 6265, 6270, 6280, 6290, 8120, 8140, 8150, 8160, 8210, 8220, 8240, 8250, 8260, 8270, 8280.	front cab roof	114.00 ea.
42597	3500	White 2-50, 2-70, 2-85, 2-105, 2-110, 2-135, 2-155, 2-180.	front hood	109.00 ea.
42598	3500	Deutz-Allis 9130, 9150, 9170, 9190. White 100, 120, 125, 145, 160, 170, 185, 195, 4-175, 4-210, 4-225, 4-270.	front hood	119.00 ea.





LED Lights for Case-IH, New Holland, Steiger Tractors Combine lights see pg. 473.

42660	2200	606, 656, 666, 706, 756, 766, 806, 856, 956, 966, 1056, 1066, 1206,	front hood, front fender, rear fender, upper rear cab	49.00 ea.
42640	2800	1256, 1456, 1466, 1468, 1566, 1568, 4156, 4166, 4366, 4568.	front fender	114.00 ea.
42645	2800		rear fender	109.00 ea.
42645	2800	1190, 1290, 1390, 1490, 1690.	rear fender	109.00 ea.

LED Lights - Shoup Parts For (Cont.)

	Order No.	Lumens	Fits Models	Where used	SHOUP Saving Price
 42660 Flood/Spot combo 4" round replacement bulb 2200 lumens, 2 amps.	42660	2200		front hood, front fender, rear fender, upper rear cab	49.00 ea.
42640 Trapezoid pattern 4" round with housing 1/2" rear stud mount 2800 lumens, 3.3 amps	42640	2800	686, 786, 886, 986, 1086, 1486, 1586, 3388, 3588, 3788, 4386, 4586, 4786, 6388, 6588, 6788, 7288, 7488.	front fender	114.00 ea.
 42645 Trapezoid pattern 4" round with housing 1/2" bottom stud mount 2800 lumens, 3.3 amps	42645	2800		rear fender	109.00 ea.
 42645 Trapezoid pattern 4" round with housing 1/2" bottom stud mount 2800 lumens, 3.3 amps	42565	3500	3088, 3288, 3488, 3688, 5088, 5288, 5488.	front grille	119.00 ea.
42770 Amber Warning Light.	42770			front, rear roof flashing	60.00 ea.
 42660 Flood/Spot combo 4" round replacement bulb 2200 lumens, 2 amps.	42660	2200		rear fender	49.00 ea.
 42645 Trapezoid pattern 4" round with housing 1/2" bottom stud mount 2800 lumens, 3.3 amps	42645	2800		rear fender	109.00 ea.
 42565 Flood pattern 5.75" x 8.25" with frame 3500 lumens, 5 amps.	42565	3500	2090, 2290, 2390, 2590, 4490, 4690, 4890	front hood	109.00 ea.
42770 Amber Warning Light.	42535	3500	2090, 2290, 2390, 2590, 4490, 4690, 4890	front hood	109.00 ea.
 42535, 42730 Flood/Spot combo 4" x 6" rectangle 3500 lumens, 5 amps.	42535	3500	2094, 2096, 2294, 2394, 2594, 2870, 3294, 3394, 3594, 4494, 4694, 4894.	front hood	109.00 ea.
 42745, 42730 Flood/Spot combo 4" x 6" rectangle 3500 lumens, 5 amps.	42745	4000	395, 495, 595, 695, 895, 995, 3220, 3230, 4210, 4230, 4240, C50, C60, C70, C80, C90, C100, CX50, CX60, CX70, CX80, CX90, CX100.	front left headlight	189.00 ea.
42750 Flood/Spot combo 4" x 6" rectangle 3500 lumens, 5 amps.	42750	4000		front right headlight	189.00 ea.
42735 Flood/Spot combo 4" x 6" rectangle 3500 lumens, 5 amps.	42735	5300		front left headlight	189.00 ea.
42740 Flood/Spot combo 4" x 6" rectangle 3500 lumens, 5 amps.	42740	5300	MXU110, MXU125, MXU135.	front right headlight	189.00 ea.
42526 Flood/Spot combo 4" x 6" rectangle 3500 lumens, 5 amps.	42526	3000		front roof with adjustment tab	99.00 ea.
42735 Flood/Spot combo 4" x 6" rectangle 3500 lumens, 5 amps.	42735	5300		front left headlight	189.00 ea.
42740 Flood/Spot combo 4" x 6" rectangle 3500 lumens, 5 amps.	42740	5300		front right headlight	189.00 ea.
42761 Flood/Spot combo 4" x 6" rectangle 3500 lumens, 5 amps.	42761	3000	JX70U, JX80U, JX90U, JX100U, MXM120, MXM130, MXM140, MXM155, MXM175, MXM190.	front left roof work/flashing	130.00 ea.
42762 Flood/Spot combo 4" x 6" rectangle 3500 lumens, 5 amps.	42762	3000		front right roof work/flashing	130.00 ea.
42763 Flood/Spot combo 4" x 6" rectangle 3500 lumens, 5 amps.	42763			rear left roof flashing	67.00 ea.
42764 Flood/Spot combo 4" x 6" rectangle 3500 lumens, 5 amps.	42764			rear right roof flashing	67.00 ea.
42755 Flood/Spot combo 4" x 6" rectangle 3500 lumens, 5 amps.	42755	6000		front left headlight	189.00 ea.
42760 Flood/Spot combo 4" x 6" rectangle 3500 lumens, 5 amps.	42760	6000	MX100, MX110, MX120, MX135, MX150, MX170.	front right headlight	189.00 ea.
42690 Flood/Spot combo 4" x 6" rectangle 3500 lumens, 5 amps.	42690	3600		rear fender	103.00 ea.
42570 Flood/Spot combo 4" x 6" rectangle 3500 lumens, 5 amps.	42570	3600		front roof, rear roof	99.00 ea.
42570 Flood/Spot combo 4" x 6" rectangle 3500 lumens, 5 amps.	42570	3600		front roof, rear fender	99.00 ea.
42745 Flood/Spot combo 4" x 6" rectangle 3500 lumens, 5 amps.	42745	4000	Maxxum 5120, 5130, 5140, 5150, 5220, 5230, 5240, 5250.	front left headlight	189.00 ea.
42750 Flood/Spot combo 4" x 6" rectangle 3500 lumens, 5 amps.	42750	4000		front right headlight	189.00 ea.
42526 Flood/Spot combo 4" x 6" rectangle 3500 lumens, 5 amps.	42526	3000	Puma 125, 130, 140, 145, 150, 155, 160, 165, 170, 180, 185, 195, 200, 210.	front roof with adjustment tab	99.00 ea.
42710 Flood/Spot combo 4" x 6" rectangle 3500 lumens, 5 amps.	42710	7200		front center headlight	185.00 ea.
42735 Flood/Spot combo 4" x 6" rectangle 3500 lumens, 5 amps.	42735	5300		front left headlight	189.00 ea.
42740 Flood/Spot combo 4" x 6" rectangle 3500 lumens, 5 amps.	42740	5300		front right headlight	189.00 ea.
42680 Flood/Spot combo 4" x 6" rectangle 3500 lumens, 5 amps.	42680	3600		front work light (mid body)	103.00 ea.
42761 Flood/Spot combo 4" x 6" rectangle 3500 lumens, 5 amps.	42761	3000	MX180, MX200, MX210, MX220, MX230, MX240, MX255, MX270, MX285.	front left roof work/flashing	130.00 ea.
42762 Flood/Spot combo 4" x 6" rectangle 3500 lumens, 5 amps.	42762	3000		front right roof work/flashing	130.00 ea.
42690 Flood/Spot combo 4" x 6" rectangle 3500 lumens, 5 amps.	42690	3600		rear fender	103.00 ea.
42570 Flood/Spot combo 4" x 6" rectangle 3500 lumens, 5 amps.	42570	3600		rear roof	99.00 ea.
42763 Flood/Spot combo 4" x 6" rectangle 3500 lumens, 5 amps.	42763			rear left roof flashing	67.00 ea.
42764 Flood/Spot combo 4" x 6" rectangle 3500 lumens, 5 amps.	42764			rear right roof flashing	67.00 ea.
42680 Flood pattern 3.5" x 6" rectangle 3600 lumens, 3.3 amps.	42735	5300	JX1060C, JX1070C, JX1070U, JX1075C, JX1080U, JX1085C, JX1090U, JX1095C, JX1100U, MXU100, MXU115, MXU130	front left headlight	189.00 ea.
42740 Flood pattern 3.5" x 6" rectangle 3600 lumens, 3.3 amps.	42740	5300		front right headlight	189.00 ea.

LED Lights - Shoup Parts For (Cont.)

	Order No.	Lumens	Fits Models	Where used	SHOUP Saving Price
<p>Right</p>  <p>42700, 42705 Flood/Spot combo 7000 lumens, 8.3 amps.</p>	42700	7000		front left headlight	199.00 ea.
	42705	7000	Magnum 7110, 7120, 7130, 7140, 7150, 7210, 7220, 7230, 7240, 7250, 8910, 8920, 8930, 8940, 8950.	front right headlight	199.00 ea.
<p>42576, 42671 Flood pattern 3.5" x 6" rectangle 3600 lumens, 3.3 amps.</p> 	42570	3600		front roof, rear fender	99.00 ea.
	42576	3600		lower front work light	105.00 ea.
	42770			front, rear roof flashing	60.00 ea.
<p>42770 Amber Warning Light.</p> 	42715	3200		front center headlight (3 used)	113.00 ea.
	42736	15000		front center headlight assembly	519.00 ea.
	42737	1200		left headlight assembly	389.00 ea.
	42738	1200		right headlight assembly	389.00 ea.
<p>42680 Flood pattern 3.5" x 6" rectangle 3600 lumens, 3.3 amps.</p> 	42680	3600	MX215, MX245, MX275, MX305; Magnum 180, 190, 200, 210, 215, 220, 225, 235, 240, 245, 250, 260, 275, 280, 290, 305, 310, 315, 335, 340, 370, 380 thru 2014 with rectangular cab roof lights.	front work light (mid body)	103.00 ea.
	42761	3000		front left roof work/flashing	130.00 ea.
	42762	3000		front right roof work/flashing	130.00 ea.
	42690	3600		rear fender	103.00 ea.
	42570	3600		rear roof	99.00 ea.
	42671	3600		rear corner post	105.00 ea.
	42763			rear left roof flashing	67.00 ea.
	42764			rear right roof flashing	67.00 ea.
<p>Right</p>  <p>42763, 42764 Amber warning light</p>	42715	3200		front center headlight (3 used)	113.00 ea.
	42736	15000	Magnum 180, 200, 220, 240, 250, 280, 310, 380 built 2015 & after with oval cab roof lights.	front center headlight assembly	519.00 ea.
	42737	1200		left headlight assembly	389.00 ea.
	42738	1200		right headlight assembly	389.00 ea.
<p>42761, 42762 Amber warning light/ work light combo 3000 lumens, 3.3 amps.</p> 	42563	3500	Steiger 9110, 9130, 9150, 9170, 9180, 9210, 9230, 9240, 9250, 9260, 9270, 9280, 9310, 9330, 9350, 9370, 9380, 9390, Bearcat 1000, Cougar 1000, Lion 1000, Panther 1000, Puma 1000, Wildcat 1000, CR1225, CR1280, KR1225, KR1280.	front grille	119.00 ea.
	42690	3600		front roof, rear roof, front fender, rear fender	103.00 ea.
	42542			front, rear roof flashing	60.00 ea.
<p>42563 Flood pattern 4" x 6.5" with frame 3500 lumens, 5 amps.</p> 	42710	7200	STX275, STX280, STX325, STX330, STX375, STX380, STX425, STX430, STX440, STX450, STX480, STX500, STX530;	front center headlight	185.00 ea.
	42735	5300		front left headlight	189.00 ea.
	42740	5300		front right headlight	189.00 ea.
	42570	3600	Steiger/Quadtrac 280, 330, 335, 380, 385, 430, 435, 480, 485, 530, 535.	front, rear roof; rear fender	99.00 ea.
<p>42570, 42690 Flood pattern 3.5" x 6" rectangle 3600 lumens, 3.3 amps.</p> 	42715	3200		front center headlight (3 used)	113.00 ea.
	42570	3600		front roof, rear fender	99.00 ea.
	42736	15000	Steiger/Quadtrac 350, 400, 450.	front center headlight assembly	519.00 ea.
	42737	1200		left headlight assembly	389.00 ea.
	42738	1200		right headlight assembly	389.00 ea.
<p>42542 Amber Warning Light.</p> 	42715	3200		front center headlight (3 used)	113.00 ea.
	42736	15000		front center headlight assembly	519.00 ea.
	42737	1200		left headlight assembly	389.00 ea.
	42738	1200		right headlight assembly	389.00 ea.
<p>42735, 42740 Flood/Spot combo 5300 lumens, 5.8 amps.</p> 	42715	3200		front center headlight (6 used)	113.00 ea.
	42570	3600		front center headlight assembly (2 used)	519.00 ea.
	42736	15000	Steiger/Quadtrac 370, 420.	left headlight assembly	389.00 ea.
	42737	1200		right headlight assembly	389.00 ea.
	42738	1200		front center headlight (3 used)	113.00 ea.
	42715	3200		front center headlight assembly	519.00 ea.
	42736	15000		left headlight assembly	389.00 ea.
	42737	1200		right headlight assembly	389.00 ea.
	42738	1200		front roof, rear fender	99.00 ea.
<p>42710 Flood/Spot combo 4.25" x 10.5" rectangle 7200 lumens, 9 amps.</p> 	42715	3200		front center headlight (6 used)	113.00 ea.
	42736	15000		front center headlight assembly (2 used)	519.00 ea.
	42737	1200	Steiger/Quadtrac 500, 550, 600.	left headlight assembly	389.00 ea.
	42738	1200		right headlight assembly	389.00 ea.
	42570	3600		front roof, rear fender	99.00 ea.
<p>42715 Flood pattern 3.37" round 3200 lumens, 2.6 amps.</p> 	42715	3200		front center headlight (6 used)	113.00 ea.
	42736	15000		front center headlight assembly (2 used)	519.00 ea.
	42737	1200	Steiger/Quadtrac 470, 540, 580, 620.	left headlight assembly	389.00 ea.
	42738	1200		right headlight assembly	389.00 ea.
<p>42736 Flood lights 15000 lumens, 15 amps.</p> 	42715	3200		front center headlight (6 used)	113.00 ea.
	42736	15000		front center headlight assembly (2 used)	519.00 ea.
	42737	1200		left headlight assembly	389.00 ea.
	42738	1200		right headlight assembly	389.00 ea.
<p>Right</p>  <p>42737, 42738 Driving lights 1200 lumens, 2.5 amps.</p>	42715	3200		front center headlight (6 used)	113.00 ea.
	42736	15000		front center headlight assembly (2 used)	519.00 ea.
	42737	1200		left headlight assembly	389.00 ea.
	42738	1200		right headlight assembly	389.00 ea.

LED Lights - Shoup Parts For (Cont.)



Right
42775, 42780
 Flood/Spot combo
 LED in housing
 8200 lumens, 7.5 amps.

42665
 Flood pattern
 3.5" x 6" rectangle
 3600 lumens, 3.3 amps.



42570, 42690 with rear mount;
42670, 42671 with side mount.
 Flood pattern
 3.5" x 6" rectangle
 3600 lumens, 3.3 amps.

42715
 Flood pattern
 3.37" round
 3200 lumens, 2.6 amps.



42680
 Flood pattern
 3.5" x 6" rectangle
 3600 lumens, 3.3 amps.

42526 Flood/Spot combo
 3" x 6" rectangle
 3000 lumens, 3.3 amps.



Kits include LED lights, harness, steel housing, bezel and mounting hardware.
Tractor nose cone modification required, visit shoupparts.com for instructions.



42651, 42652, 42653, 42654, 42658
 3 flood lights included
 4320 lumens, 7.5 amps



42655, 42656
 4 flood lights included
 5760 lumens, 10 amps



42660
 Flood/Spot combo
 Hi/Low Beam
 4" round **replacement bulb**
 2200 lumens, 2 amps.

42640

Trapezoid pattern
 Converts to single beam
 4" round **with housing**
 1/2" rear stud mount
 2800 lumens, 3.3 amps



42645
 Trapezoid pattern
 4" round **with housing**
 1/2" bottom stud mount
 2800 lumens, 3.3 amps

42542
 Amber Warning Light.



42733
 Red Warning Light.

42550
 Flood pattern
 2.5" x 5.5" rectangle
 1440 lumens, 2.5 amps.



42657
 Flood
 Includes: 4 LED Lights, Wiring Harness, Steel Housing, Bezel, Hardware.
 5760 (1440 per light) lumens, 10 amps.

LED Lights for Ford/New Holland

Order No.	Lumens	Fits Models	Where used	SHOUP Saving Price
42775	8200		front left headlight	239.00 ea.
42780	8200		front right headlight	239.00 ea.
42665	3600	Genesis 8670, 8670A, 8770, 8770A, 8870, 8870A, 8970, 8970A.	front, rear upper cab, rear fender	105.00 ea.
42670	3600		front, lower work light	105.00 ea.
42570	3600	New Holland TJ275, TJ280, TJ325, TJ330, TJ375, TJ380, TJ425, TJ430, TJ450, TJ480, TJ500, TJ530, T9020, T9030, T9040, T9050, T9060, T9.390, T9.435, T9.450, T9.480, T9.505, T9.530, T9.560, T9.565, T9.600, T9.615, T9.645, T9.670, T9.700.	front roof, rear fender	99.00 ea.
42715	3200		front headlight (4 used)	113.00 ea.
42680	3600		front work light (mid body)	103.00 ea.
42526	3000	New Holland T8010, T8020, T8030, T8040, T8050, TG210, TG215, TG230, TG245, TG255, TG275, TG285, TG305.	front roof	99.00 ea.
42570	3600		rear roof	99.00 ea.
42690	3600		rear fender	103.00 ea.
42671	3600		rear corner post	105.00 ea.
42526	3000	New Holland T6040, T7030, T7040, T7050, T7060, TS100A, TS110A, TS115A, TS125A, TS135A.	front roof	99.00 ea.



Front Hood Conversion Kit for John Deere 30, 40, 50, 55 series

42651	4320	2355, 2555, 2750, 2755 without factory light bar.	front hood	399.00 kit
42652	4320	2150, 2155, 2255, 2350, 2355, 2550, 2950, 2955, 3055, 3150, 3155, 3255 without factory light bar; 1640, 2040, 2140, 2240, 2940, 3040, 3140, 4030, 4040, 4230.	front hood	399.00 kit
42658	4320	2150, 2155, 2255, 2350, 2355, 2550, 2555, 2750, 2755, 2855N, 2950, 2955, 3055, 3150, 3155, 3255 with factory light bar.	front hood	399.00 kit
42653	4320	4050, 4055, 4250, 4255, 4450, 4455.	front hood	419.00 kit
42654	4320	4240, 4430, 4440, 4630.	front hood	399.00 kit
42655	5760	4640, 4840; 8430 (75-78), 8440, 8450, 8630, 8640, 8650.	front hood	439.00 kit
42656	5760	4650, 4850.	front hood	479.00 kit








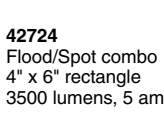




LED Lights for John Deere Tractors

42660	2200	1520, 1530, 2010, 2020, 2030, 2120, 2130, 2510; 2520 (68-72), 2630, 3010,	front fender, rear fender	49.00 ea.
42640	2800	3020, 3120, 4010, 4020; 4320 (71-72);	front fender	114.00 ea.
42645	2800	4520 (69-70), 4620.	rear fender	109.00 ea.
42660	2200		front fender, rear fender, upper rear cab (Sound-Gard® only)	49.00 ea.
42640	2800	2140, 2350, 2355, 2550, 2555, 2750, 2755, 2940, 2950, 2955, 3040, 3055,	front fender	114.00 ea.
42645	2800	3140, 3150, 3155, 3255, 4030, 4040, 4050, 4230, 4240, 4250, 4430, 4440,	rear fender	109.00 ea.
42542	2800	4450, 4630, 4640, 4650, 4840, 4850.	front, rear roof flashing	60.00 ea.
42733	2800		Sound-Gard® cab or Roll-Gard™ canopy rear fender flashing	56.00 ea.
42660	2200		front fender, rear fender, upper rear cab (Sound-Gard® only)	49.00 ea.
42640	2800		front fender	114.00 ea.
42645	2800	4055, 4255, 4455, 4555, 4755, 4955.	rear fender	109.00 ea.
42550	1440		front hood	49.00 ea.
42542	1440		front, rear roof flashing	60.00 ea.
42733	1440		Sound-Gard® cab or Roll-Gard™ canopy rear fender flashing	56.00 ea.
42657	5760	4555, 4560, 4755, 4760, 4955, 4960. No modification to tractor nose cone required.	front hood	479.00 kit

LED Lights - Shoup Parts For (Cont.)

	Order No.	Lumens	Fits Models	Where used	SHOUP Saving Price
 42660 Flood/Spot combo Hi/Low Beam 4" round replacement bulb 2200 lumens, 2 amps.	42660	2200		front fender, rear fender, upper rear cab (Sound-Gard® only)	49.00 ea.
	42647	3500		front fender	119.00 ea.
42548, 42647, 42695 Hi/Low Beam 4" x 6" rectangle 3500 lumens, 5 amps.	42645	2800	4560, 4760, 4960.	rear fender	109.00 ea.
	42550	1440		front hood	49.00 ea.
	42542			front, rear roof flashing Sound-Gard® cab or Roll-Gard™ canopy	60.00 ea.
	42733			rear fender flashing	56.00 ea.
 42645 Trapezoid pattern 4" round with housing 1/2" bottom stud mount 2800 lumens, 3.3 amps	42660	2200	8430 (75-78), 8440, 8450, 8630, 8640, 8650, 8850.	rear fender, upper rear cab, front headlights	49.00 ea.
	42542			front, rear roof flashing	60.00 ea.
	42733			rear fender flashing	56.00 ea.
42542 Amber Warning Light.	42660	2200	8560, 8570, 8760, 8770, 8870, 8960, 8970.	rear fender, upper rear cab, front headlights	49.00 ea.
	42542			front, rear roof flashing	60.00 ea.
 42733 Red Warning Light.	42660	2200		upper rear cab	49.00 ea.
	42595	3500		front grille center	109.00 ea.
42595 Flood/Spot combo 4" x 6" rectangle 3500 lumens, 5 amps.	42647	3500	9100, 9200, 9300, 9300T, 9400, 9400T.	front grille far outside	119.00 ea.
	42720	3600		rear fender	99.00 ea.
	42557			front, rear roof flashing	130.00 pr.
	42550	1440	6200, 6300, 6400.	upper front cab	49.00 ea.
	42548	3500		front grille center	119.00 ea.
 42695 Flood pattern 3.5" x 6" rectangle 3600 lumens, 3.3 amps.	42695	3500	5103, 5105, 5200, 5203, 5205, 5210, 5300, 5303, 5310, 5400, 5403, 5410, 5500, 5510.	front grille	116.00 ea.
	42695	3500	5220, 5320, 5420, 5520, 5603.	front grille	116.00 ea.
	42732			front, rear roof flashing	60.00 ea.
 42548 Hi/Low Beam 4" x 6" rectangle 3500 lumens, 5 amps.	42550	1440	6110, 6210, 6310, 6410, 6500.	upper front cab	49.00 ea.
	42590	3200	6120, 6220, 6320, 6420, 7220, 7320, 7420; 7520 (03-07); 6230, 6330, 6430, 7130, 7230, 7330 with standard cab.	front mid-body, front cab roof, rear cab roof, rear fender	115.00 ea.
42732 Amber Warning Light	42724	3500		front grille inners	122.00 ea.
	42732			front roof flashing	60.00 ea.
 42590 Flood pattern 4.25" x 4.5" oval 3200 lumens, 3.2 amps.	42590	3200	6230, 6330, 6430, 7130, 7230, 7330, 7430, 7530 with premium cab.	front mid-body, front cab roof, rear cab roof, rear fender	115.00 ea.
	42732			front roof flashing	60.00 ea.
42724 Flood/Spot combo 4" x 6" rectangle 3500 lumens, 5 amps.	42590	3200		front cab roof, rear cab roof	115.00 ea.
	42724	3500	6215, 6415, 6615, 6715.	front grille inners	122.00 ea.
	42732			front roof flashing	60.00 ea.
 42521, 42522 Flood pattern 5" x 5-7/8" rectangle 2100 lumens, 2.5 amps.	42550	1440	7200, 7210, 7400, 7410, 7510.	upper front cab	49.00 ea.
	42548	3500		front grille center	119.00 ea.
	42521	2100		front grille left	108.00 ea.
	42522	2100	7600, 7610, 7700, 7710, 7800, 7810.	front grille right	108.00 ea.
42548 Hi/Low Beam 4" x 6" rectangle 3500 lumens, 5 amps.	42548	3500		front grille center	119.00 ea.
	42550	1440		upper front cab	49.00 ea.
 42544 Flood pattern 3.25" x 5.5" rectangle 3200 lumens, 3.2 amps.	42544	3200	7200 s/n 3436 & up, 7210; 7400 s/n 4457 & up, 7410, 7510; 7600 s/n 7272 & up, 7610; 7700 s/n 8640 & up, 7710; 7800 s/n 13206 & up, 7810.	rear fender, front mid-body, upper rear cab	119.00 ea.
42550 Flood pattern 2.5" x 5.5" rectangle 1440 lumens, 2.5 amps.	42557		7200, 7210, 7400, 7410, 7510; 7600 s/n 3239 & up, 7610; 7700 s/n 2801 & up, 7710; 7800 s/n 5225 & up, 7810.	front roof flashing	130.00 pr.

LED Lights - Shoup Parts For (Cont.)

	Order No.	Lumens	Fits Models	Where used	SHOUP Saving Price	
 <p>42544 Flood Pattern 3.25" x 5.5" rectangle 3200 lumens, 3.2 amps.</p>	42524	2000		front grille outer left	129.00 ea.	
	42525	2000		front grille outer right	129.00 ea.	
	42523	5000	7720, 7820, 7920.	front grille center (2 or 4 used)	139.00 ea.	
	42580	5500		rear fender, upper rear cab, roof side, front mid-body	130.00 ea.	
 <p>42557 Amber Warning Light. (set of 2)</p>	42557			front, rear roof flashing	130.00 pr.	
	42524	2000		front grille outer left	129.00 ea.	
	42525	2000		front grille outer right	129.00 ea.	
	42523	5000	7630, 7730, 7830, 7930.	front grille center (2 or 4 used)	139.00 ea.	
<p>Right</p>  <p>42524, 42525 Flood pattern 6-1/2" x 4-3/4" oval 2000 lumens, 2.5 amps.</p>	42580	5500		rear fender, upper rear cab, roof side, front mid-body	130.00 ea.	
	42732			front, rear roof flashing	60.00 ea.	
	<p>42523 Flood/Spot combo 7" x 4-3/4" oval 5000 lumens, 5.4 amps.</p> 	42520	3500	1025R, 1026R, 2025R*, 2032R*, 2038R, 2320*; 2520 (06-12), 2720*, 3025E, 3032E, 3038E. * Confirm rectangle light.	front grille	108.00 ea.
		42732				
 <p>42580 Flood pattern 4.5" x 6.5" oval 5500 lumens, 5.4 amps.</p>	42732		3033R, 3039R, 3046R, 3320, 3520, 3720, 4044R, 4052R, 4066R; 4320 (05-14); 4520 (05-14), 4720, 5076E, 5082E, 5090E, 5325N, 5425N, 5603, 6403, 6603.	front roof flashing	60.00 ea.	
	42520	3500		front grille	108.00 ea.	
<p>42732 Amber Warning Light.</p> 	42732		5085E, 5100E, 5100M, 5115M, 6105D, 6105E, 6120E, 6135E.	front roof flashing	60.00 ea.	
	42724	3500	5045D, 5055D, 5065M, 5083E, 5093E, 5095M, 5101E, 5105M, 5225, 5325, 5425, 5525, 5525N, 5625, 6100D.	front grille, center two built thru 2014.	122.00 ea.	
 <p>42520 Flood/Spot combo 3-1/2" x 6" rectangle 3500 lumens, 3.3 amps.</p>	42732			front roof flashing	60.00 ea.	
	42724	3500		front grille, center two built thru 2014.	122.00 ea.	
 <p>42724 Flood/Spot combo 4" x 6" rectangle 3500 lumens, 5 amps.</p>	42520	3500	5045E, 5055E, 5065E, 5075E, 5075M, 5085M, 6115D, 6130D, 6140D.	front grille, center two built 2015 & after.	108.00 ea.	
	42732			front roof flashing	60.00 ea.	
	42732		6105M, 6110M, 6115M, 6120M, 6125M, 6130M, 6140M, 6145M, 6150M, 6155M, 6170M, 6175M, 6195M.	front roof flashing	60.00 ea.	
	42732					
 <p>42635 Flood/Spot combo 3" x 6" oval 3000 lumens, 3.3 amps.</p>	42635	3000	6105R, 6110R, 6115R, 6120R, 6125R, 6130R, 6140R, 6145R, 6150R, 6155R, 6170R, 6175R, 6190R, 6195R, 6210R, 6215R, 7200R, 7210R, 7215R, 7230R, 7250R, 7260R, 7270R, 7280R, 7290R, 7310R, 8225R, 8235R, 8245R, 8260R, 8270R, 8285R, 8295R, 8295RT, 8310R, 8310RT, 8320R, 8320RT, 8335R, 8335RT, 8345R, 8345RT, 8360R, 8360RT, 8370R, 8370RT, 8400R.	(stud mount) front & rear cab roof, front mid-body, rear fender	109.00 ea.	
	42538	3200		(flush mount) front & rear cab roof, side cab roof	108.00 ea.	
<p>42538 Flood/Spot combo 3" x 6" oval 3200 lumens, 3.3 amps.</p> 	42550	1440	8100, 8100T, 8110, 8110T, 8200, 8200T, 8210, 8210T, 8300, 8300T, 8310, 8310T, 8400, 8400T, 8410, 8410T.	upper front cab	49.00 ea.	
	42544	3200		front hood	119.00 ea.	
 <p>42550 Flood pattern 2.5" x 5.5" rectangle 1440 lumens, 2.5 amps.</p>	42557			front, rear roof flashing	130.00 pr.	
	42544	3200	8100, 8100T s/n 2802 & up, 8110, 8110T; 8200, 8200T s/n 2216 & up, 8210, 8210T; 8300, 8300T s/n 3901 & up, 8310, 8310T; 8400, 8400T s/n 2532 & up, 8410, 8410T.	front mid-body, rear fender, left step, right tank, upper rear cab	119.00 ea.	

LED Lights - Shoup Parts For (Cont.)



42557
Amber Warning Light. (set of 2)

Order No.	Lumens	Fits Models	Where used	SHOUP Saving Price
42610	6000	9120, 9220, 9230, 9320, 9320T, 9330, 9420, 9420T, 9430, 9430T, 9520, 9520T, 9530, 9530T, 9620, 9620T, 9630, 9630T with standard 5 light hood.	① ② ③ ④ ⑤ 5 light hood position 2, 4	149.00 ea.
42625	3000		5 light hood position 1, 3, 5	139.00 ea.
42580	5500		rear fender, roof side	130.00 ea.

42610
Hi/Low beam
Flood pattern
4.5" x 6.5" oval
6000 lumens, 5.4 amps.



42557		9120, 9220, 9320, 9420, 9520, 9620 to s/n 39999; 9320T, 9420T, 9520T, 9620T to s/n 905999.	front, rear roof flashing	130.00 pr.
--------------	--	--	---------------------------	------------

42625
Flood pattern
3.75" x 5.5" oval
3000 lumens, 2.9 amps.



42732		9120, 9220, 9320, 9420, 9520, 9620 s/n 40000 & up; 9230, 9330, 9430, 9430T, 9530, 9530T, 9630, 9630T; 9320T, 9420T, 9520T, 9620T s/n 906000 & up.	front, rear roof flashing	60.00 ea.
--------------	--	---	---------------------------	-----------

42580
Flood pattern
4.5" x 6.5" oval
5500 lumens, 5.4 amps.



42610	6000		① ② ③ ④ 4 light hood position 1, 4	149.00 ea.
42625	3000	8120, 8120T, 8220, 8220T, 8320, 8320T, 8420, 8420T, 8520, 8520T.	4 light hood position 2, 3	139.00 ea.
42580	5500	Sprayer 4920.	rear fender, upper rear cab, roof side, front mid-body	130.00 ea.
42557			front, rear roof flashing	130.00 pr.

42725
Flood pattern
4.5" x 6.5" oval
10,000 lumens total
10 amps.



42580	5500		rear fender, upper rear cab, roof side, front mid-body	130.00 ea.
42610	6000	8130, 8230, 8230T, 8330, 8330T; 8430 (06-09), 8430T, 8530.	4 light hood position 2, 3	149.00 ea.
42625	3000		4 light hood position 1, 4	139.00 ea.
42732			front, rear roof flashing	60.00 ea.

Comes with 2 lights, mounting brackets and wiring harness.

42770
Amber Warning Light.



42610	6000	8225R, 8245R, 8270R, 8295R, 8295RT, 8320R, 8320RT, 8345R, 8345RT thru 2010. Sprayer 4930.	4 light hood position 2, 3	149.00 ea.
42625	3000		4 light hood position 1, 4	139.00 ea.

42532
Flood pattern
4" x 6" rectangle
4800 lumens, 4.2 amps.



LED light update kit.				
42725	10000	7630, 7720, 7730, 7820, 7830, 7920, 7930, 8120, 8120T, 8130, 8220, 8220T, 8230, 8230T, 8320, 8320T, 8330, 8330T, 8420, 8420T; 8430 (06-09), 8430T, 8520, 8520T, 8530.	upper front cab just below the roof	369.00 kit

42530, 42535
Flood/Spot combo
4" x 6" rectangle
3500 lumens, 5 amps.
42535 is Hi/Lo beam



LED Lights for Case-IH Combines

42770		1420, 1440, 1460, 1480.	front, rear flashing	60.00 ea.
--------------	--	-------------------------	----------------------	-----------

42536
Flood pattern
3" x 6" rectangle
3600 lumens, 3.3 amps.



42532	4800	1620, 1640, 1644, 1660, 1666, 1680, 1688.	cab roof	135.00 ea.
42770			front, rear flashing	60.00 ea.

42610, 42615
Flood pattern
4.5" x 6.5" oval
6000 lumens, 5.4 amps.
42610 is Hi/Low beam

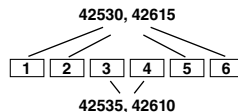


42530	3500		cab roof slots 1, 2, 5, 6	109.00 ea.
42535	3500	2144, 2166, 2188, 2344, 2366, 2377, 2388, 2577, 2588.	cab roof slots 3, 4	109.00 ea.
42536	3600		stubble (under cab), side, rear field	99.00 ea.
42770			front, rear flashing	60.00 ea.

42537
Flood pattern
3.75" x 5.75" oval
2900 lumens, 2.9 amps.



42615	6000		cab roof slots 1, 2, 5, 6	149.00 ea.
42610	6000		cab roof slots 3, 4	149.00 ea.
42537	2900	5088, 6088, 7010, 7088, 7120, AFX8010, 8010, 8120, 9120.	stubble (under cab), front mirror, rear field, unloading tube	108.00 ea.



42538
Flood/Spot combo
3" x 6" rectangle
3200 lumens, 3.3 amps.



42538	3200	5130*, 5140, 6130*, 6140, 7130*, 7140, 7230, 7240, 8230, 8240, 9230, 9240.	cab roof, 8 lights	108.00 ea.
42537	2900		stubble (under cab), front mirror, rear field, unloading tube	108.00 ea.

* Combines with 6 cab roof lights order 42615, 42610. See above for positioning.

LED Lights - Shoup Parts For (Cont.)



42660
Flood/Spot combo
Hi/Low Beam
4" round **replacement bulb**
2200 lumens, 2 amps.

42510
Flood/spot combo
4" x 6" rectangle
3500 lumens, 5 amps.



42645
Trapezoid pattern
4" round **with housing**
1/2" bottom stud mount
2800 lumens, 3.3 amps

42537
Flood pattern
3.75" x 5.75" oval
2900 lumens, 2.9 amps.



42580
Flood pattern
4.5" x 6.5" oval
5500 lumens, 5.4 amps.

42636
Flood pattern
3.25" round
2200 lumens, 2.5 amps.



42635
Flood/Spot combo
3" x 6" oval
3000 lumens, 3.3 amps.



42716
Flood pattern
3.5" x 6" rectangle
7200 lumens total
6.6 amps.



Comes with 2 lights,
mounting brackets
and hardware.

42714
Flood pattern
3" x 4.5" rectangle
2000 lumens, 2 amps.



42717
Flood/spot combo
Triangle
2500 lumens, 2.5 amps.

42712, 42713
Flood/spot combo
Triangle
5000 lumens, 5.8 amps.



42721
Flood pattern
3" x 5" rectangle
2000 lumens, 2 amps.

42719
Flood pattern
3" x 4.5" rectangle
2100 lumens, 2.5 amps.



LED Lights for John Deere Combines

Order No.	Lumens	Fits Models	Where used	SHOUP Saving Price
42660	2200	4400, 6600, 7700.	front driving	49.00 ea.
42660	2200	6620, 7720, 8820.	front driving	49.00 ea.
42645	2800		unloading auger	109.00 ea.
42510	3500	9400, 9500, 9500SH, 9600, CTS.	front cab roof, side/row finder	114.00 ea.
42645	2800		unloading auger	109.00 ea.
42510	3500	9410, 9450, 9510, 9510SH, 9550, 9550SH, 9610, 9650, 9650CTS, 9650STS, 9750STS, CTSII.	front cab roof, side/row finder, cleaning shoe inspection	114.00 ea.
42645	2800		unloading auger	109.00 ea.
42510	3500	9560, 9560SH, 9560STS, 9570STS, 9660, 9660CTS, 9660STS, 9670STS, 9760STS, 9770STS, 9860STS, 9870STS.	side/row finder, cleaning shoe inspection	114.00 ea.
42537	2900		front below cab, grain tank, unloading auger	108.00 ea.
42510	3500	9560, 9560SH to s/n 715100; 9560STS to s/n 715300; 9660 to s/n 715200, 9660CTS; 9660STS to s/n 715400; 9760STS to s/n 715500; 9860STS to s/n 715600.	front cab roof	114.00 ea.
42580	5500	9560, 9560SH s/n 715101 & up; 9560STS s/n 715301 & up; 9660 s/n 715201 & up; 9660STS s/n 715401 & up; 9760STS s/n 715501 & up; 9860STS s/n 715601 & up; 9570STS, 9670STS, 9770STS, 9870STS.	front cab roof	130.00 ea.
42635	3000		front cab roof oval	109.00 ea.
42636	2200		front cab roof round	100.00 ea.
42510	3500	S550, S650, S660, S670, S680, S690, S760, S770, S780, S790.	side/row finder, cleaning shoe inspection	114.00 ea.
42537	2900		front below cab, grain tank, unloading auger	108.00 ea.

LED Lights for Bobcat Skid Steers

42716	7200	450, 453, 463, 653, 953, S70.	front, underside of roof	229.00 kit
42714	2000	553, 853, 7753.	rear	79.00 ea.
42716	7200		front, underside of roof	229.00 kit
42714	2000		rear	79.00 ea.
42717	2500	751, 753, 763, 773, 863, 864, 873, 963.	left/right front, triangle	110.00 ea.
42716	7200		front, underside of roof	229.00 kit
42714	2000	883, 943, A250, T590.	rear	79.00 ea.
42717	2500	A220, S220, S300, T200	left/right front, triangle	110.00 ea.
42714	2000	A300, S100, S130, S150, S160, S175, S185, S205, S250, T110, T140, T180, T190, T250, T300, T320.	rear	79.00 ea.
42717	2500		left/right front, triangle	110.00 ea.
42712	5000	A770, S450, S510, S530, S550, S570, S590, S595, S630, S650, S740, S750, S770, S850, T450, T550, T595, T630, T650, T740, T750, T770, T870.	left front, triangle	159.00 ea.
42713	5000		right front, triangle	159.00 ea.
42714	2000		rear	79.00 ea.

LED Lights for Case Skid Steers, Loader Backhoes

42721	2000	40XT, 60XT, 70XT, 75XT, 85XT, 90XT, 95XT.	left/right front; rear	81.00 ea.
42719	2100	410, 420, 420CT, 430, 435, 440, 440CT, 445, 445CT, 450, 450CT, 465 Series 3 or Tier 3 with rigid lights.	left/right front; side, rear	97.00 ea.

LED Lights - Shoup Parts For (Cont.)

42665
Flood pattern
3.5" x 6" rectangle
3600 lumens, 3.3 amps.



42719
Flood pattern
3" x 4.5" rectangle
2100 lumens, 2.5 amps.

42660
Flood/Spot combo
Hi/Low Beam
4" round replacement bulb
2200 lumens, 2 amps.



42723
Flood pattern
4" x 4" square
3600 lumens, 3.3 amps.

42722
Flood pattern
4" x 4" square
3600 lumens, 3.3 amps.



42721
Flood pattern
3" x 5" rectangle
2000 lumens, 2 amps.

42714
Flood pattern
3" x 4.5" rectangle
2000 lumens, 2 amps.



Order No.	Lumens	Fits Models	Where used	SHOUP Saving Price
LED Lights for Case Skid Steers, Loader Backhoes (cont.)				
42665	3600	570MXT, 580L, 580M, 580SK, 580SL, 590, 590SL, 590SM.	left/right front	105.00 ea.
42719	2100	SR130, SR150, SR160, SR175, SR200, SR220, SR240, SR250, SV185, SV250, SV300, TR270, TR310, TR320, TV380.	left/right front side, rear	97.00 ea.
LED Lights for John Deere Skid Steers				
42660	2200	375, 570, 575, 675, 675B.	left/right front	49.00 ea.
42721	2000	240, 250, 260, 270, 313, 315, 317, 320, 325, 328, 332, 4475, 5575, 6675, 7775, 8775, CT315, CT322, CT332.	left/right front; rear	81.00 ea.
42723	3600	Early 312GR, 314G, 316GR, 318G;	left/right front	114.00 ea.
42722	3600	317G Track Loader; 330G, 331G, 332G, 333G.	rear	125.00 ea.
42723	3600	Late 312GR, 314G, 316GR, 318G; 317G Skid Steer, 318D, 318E, 319D, 319E, 320D, 320E, 323D, 323E, 324E, 326D, 326E, 328D, 328E, 329E, 332D, 332E, 333D, 333E.	left/right front; rear	114.00 ea.
LED Lights for New Holland Skid Steers				
42721	2000	C175, C185, C190, L120, L125, L140, L150, L160, L170, L175, L180, L185, L190, L250, L255, LS120, LS125, LS140, LS160, LS170, LS180, LS180B, LS185B, LS190, LS190B, LT185B, LT190B, LX985.	left/right front	81.00 ea.
42721	2000	L465, L565, L865, LX465, LX485, LX565, LX665, LX865, LX885.	left/right front, held with clips	81.00 ea.
42714	2000		left/right front, bolt on bezel	79.00 ea.
42719	2100	C227, C238, L213, L215, L216, L221 with rectangle light housing.	left/right front	97.00 ea.



Outback Wrap Hydraulic Hose Identification System

- Wraps are made from a durable poly construction that are color coded and numbered.
- Easy installation, no tools required.
- Universal size allows wraps to fit on hoses ranging from 1/4" to 1-1/2".

Order No.	Description	Qty.	For Remote No's.	
Hydraulic Hose and Fuel Identification Wraps				
62182	Universal	2 pr.	1 (Green), 2 (Blue).	10.99 pkg.
62184	Universal	4 pr.	1 (Green), 2 (Blue), 3 (Brown), 4 (Black).	20.99 pkg.
62186	Universal	2 pr.	5 (Purple), 6 (Gray).	10.99 pkg.
62306	Universal	6 pcs.	Power beyond.	15.99 pkg.
62305	Fuel Finder	4 pcs.	DEF (Blue), Road Diesel (Green), Dyed Diesel (Red), Gasoline (Yellow).	12.99 pkg.

Hose Organizers & Snake Wraps - Designed to bundle and protect hoses, wires, cables and cords.				
62301	Hose Tamer	1 pc.	1-1/2" diameter wrap (Blue).	12.99 ea.
62404	5 ft. Snakelet Wrap	1 pc.	1/2" diameter wrap (Yellow).	5.99 ea.
62304	8 ft. Hose Honcho	1 pc.	3-1/2" diameter wrap (Yellow).	54.95 ea.
62401	10 ft. Anaconda Wrap	1 pc.	1-1/4" diameter wrap (Black).	32.99 ea.
62402	15 ft. Python Wrap	1 pc.	13/16" diameter wrap (Black).	32.99 ea.
62403	20 ft. Constrictor Wrap	1 pc.	5/8" diameter wrap (Black).	32.99 ea.

Hydraulic Hoses

Remote No.	Color
1A, 1B	Green
2A, 2B	Blue
3A, 3B	Brown
4A, 4B	Black
5A, 5B	Purple
6A, 6B	Gray



Power Beyond

Remote No.	Color
Tank	Orange
Brake	Pink
Case Drain	Red
Load Sense	White
Pressure	Yellow
Return	Yellow



- Heavy duty bulb sits on an internal shock absorber to resist bulb failure under rugged conditions.
- Heavy duty magnetic base holds at speeds up to 90 mph.
- Push button switch operating on two D-cell batteries (not included).
- Gasketed housing keeps water out.

High Intensity Strobe Light

Order No.		
SL1000	Yellow Lens	39.95 ea.

• 70 flashes per minute. • 5-1/4" tall, 4" dia. base.

Lighting Kits



Trailer Wiring Adapters



TK7700 7-way spade (truck) to 7-pin round (trailer) adapter. 32.50 ea.



TK7400 7-way spade (truck) to 4-flat (trailer) adapter. 10.95 ea.

TK7200 7-way round (tractor) to 4-flat (trailer) adapter. 10.95 ea.

Order No.

Turning Signal & Hazard Flasher

TK8000 Hook up to 12 volt power and automatically have a flasher system for your implement. 9' battery lead, 10' lead to 7 pin outlet. Great for older tractors or trucks without a 7 pin hookup. 249.95 ea.



LED Multi Function Warning Light

Order No.

95911 360° output with a selection of 7 amber flash patterns. Includes 9 ft. power cord attached to light, 4-1/2 ft. permanent mount adapter cord and 12v connector power adapter. Rubberized magnetic base for portability. 9-3/4" L, 6-3/4" W, 1-3/4" H. 192.00 ea.

Order No.	Description	SHOUP Savings Price
-----------	-------------	---------------------

Standard Light Kits includes left and right brake functionable lights, harness with 7-pin round plug to 35' individual leads for both lights.

TK1005	Incandescent Standard Light Kit.	174.95 kit
TK1255	LED Standard Light Kit.	269.95 kit

Premium Light Kits includes left and right brake functionable lights, rubber jacketed harness with male 7-pin round plug to 35' individual leads for both lights.

TK2005	Incandescent Premium Light Kit.	224.95 kit
TK2255	LED Premium Light Kit.	319.95 kit

Rectangle Light Kits includes left and right brake functionable lights, rubber jacketed harness with 7-pin round plug to 35' long main harness, 20' long wishbone style rear harness with weatherpack ends.

TK3005	Incandescent Premium Light Kit.	165.95 kit
TK3255	LED Premium Light Kit.	218.95 kit

Tandem Haul Harness. Use to plug in a second light kit on implements or wagons pulled in tandem.

TK2500	Tandem Haul Harness; 7-pin female socket with (2) 8' leads and (4) 4-pin square connectors to plug into existing light kit harness. Use with TK1005, TK1255, TK2005, TK2255.	129.95 ea.
--------	--	------------

TK2600	Tandem Haul Harness; 7-pin female socket with 12' lead and (2) 4-pin Weatherpack connectors to plug into existing light kit harness. Use with TK3005, TK3255.	75.50 ea.
--------	---	-----------

TK3400	25' 7-pin male to 7-pin female extension.	81.95 ea.
--------	---	-----------

Individual Lights and Magnets Kits for TK1005, TK1255, TK2005, TK2255

Left Light Order No.	Right Light Order No.	Description	
TK5505	TK5605	Incandescent Light w/brake function; with 4-pin square.	50.95 ea.
TK5555	TK5655	LED Light w/brake function; with 4-pin square.	99.95 ea.
TK6005		Magnet Kit; set of 8 - 35 lb. pull magnets.	19.95 kit
TK7100		Quad-plug; 12" leads for lights with brake function.	5.50 ea.

Individual Lights and Magnets Kits for TK3005, TK3255

Left Light Order No.	Right Light Order No.	Description	
TK5700	TK5800	Incandescent Light w/brake function; with 4-pin Weatherpack.	35.95 ea.
TK5750	TK5850	LED Light w/brake function; with 4-pin Weatherpack.	79.95 ea.
TK6015		Magnet Kit; set of 4 - 75 lb. pull magnets.	19.95 kit

Tractor Rotary Beacon Lights

Tractor kits include (1) amber light, bracket, harness, on/off switch. Available with Halogen or LED light.



Fits Make - Model	Order No's.		SHOUP Savings Price
	Halogen	LED	
John Deere row crop 30, 40, 50, 55, 60 series with Sound-Gard® cab.	WL4000 —	— WL4005	184.95 kit 274.95 kit
John Deere 6105M, 6110, 6115M, 6120, 6125M, 6140M, 6150M, 6170M, 6200, 6210, 6220, 6230, 6300, 6310, 6320, 6330, 6400, 6410, 6420, 6430, 6500, 7130, 7220, 7230, 7320, 7330, 7420; 7520 (03-07).	WL3000 —	— WL3005	184.95 kit 274.95 kit
John Deere 6230 Premium, 6330 Premium, 6430 Premium, 7130 Premium, 7230 Premium, 7330 Premium, 7430 Premium, 7530 Premium.	WL3500 —	— WL3505	124.95 kit 214.95 kit
John Deere 7000, 7010 series; 7630, 7720, 7730, 7820, 7830, 7920, 7930; 8000, 8010, 8020, 8030, 9000, 9020, 9030 series (wheel & track); Sprayers 4720, 4920. Other equipment with 3/4" to 1" round handle or pipe.	WL5000 —	— WL5005	209.95 kit 299.95 kit
Case-IH Farmall 85U, 95U, 105U; JX1070U, JX1080U, JX1090U, JX1100U; Puma 115, 125, 130, 140, 145, 155, 160, 165, 170, 180, 185, 195, 200, 210, 215, 220, 225, 230; Maxxum 100, 110, 115, 120, 125, 130, 140; MXU100, MXU110, MXU115, MXU125, MXU130, MXU135. New Holland T6.120, T6.140, T6.145, T6.150, T6.155, T6.160, T6.165, T6.175, T6.180, T6010, T6020, T6030, T6040, T6050, T6060, T6070, T7.170, T7.175, T7.185, T7.190, T7.200, T7.210, T7.220, T7.225, T7.230, T7.235, T7.245, T7.250, T7.260, T7.270, T7030, T7040, T7050, T7060, TS100A, TS110A, TS115A, TS125A, TS130A, TS135A.	WL6000 —	— WL6005	169.95 kit 259.95 kit
Case-IH 7110, 7120, 7130, 7140, 7150, 7210, 7220, 7230, 7240, 7250, 8910, 8920, 8930, 8940, 8950.	WL7000 —	— WL7005	179.95 kit 269.95 kit
Case-IH MX180, MX200, MX220, MX240, MX270.	WL7500 —	— WL7505	169.95 kit 259.95 kit
Case-IH MX210, MX215, MX230, MX245, MX255, MX275, MX285, MX305; Magnum 180, 190, 210, 215, 225, 235, 245, 260, 275, 290, 305, 315, 335; 340 (prior to 2014), 380. New Holland TG210, TG215, TG230, TG245, TG255, TG275, TG285, TG305, T8010, T8020, T8030, T8040, T8050, T8.275, T8.300, T8.330, T8.360, T8.390.	WL7700 —	— WL7705	169.95 kit 259.95 kit
Case-IH Magnum 200, 220, 240, 250, 280, 310; 340 (2014 & after), 370; STX275, STX280, STX325, STX330, STX375, STX380, STX425, STX430, STX440, STX450, STX480, STX500, STX530; Steiger/Quadtrac 330, 335, 350, 370, 380, 385, 400, 420, 430, 435, 450, 470, 480, 485, 500, 530, 535, 550, 600. New Holland TJ275, TJ280, TJ325, TJ330, TJ375, TJ380, TJ425, TJ430, TJ450, TJ480, TJ500, TJ530, T9020, T9030, T9040, T9050, T9060, T9.390, T9.450, T9.505, T9.560, T9.615, T9.670.	WL8000 —	— WL8005	174.95 kit 264.95 kit
Case-IH Steiger/Quadtrac 9110, 9130, 9150, 9170, 9180, 9190, 9210, 9230, 9240, 9250, 9260, 9270, 9280, 9310, 9330, 9350, 9370, 9380, 9390.	WL8500 —	— WL8505	159.95 kit 249.95 kit
Optional 2nd Light Kits, Right Hand			
Case-IH MX180, MX200, MX210, MX215, MX220, MX230, MX240, MX245, MX255, MX270, MX275, MX285, MX305; Magnum 180, 190, 210, 215, 225 with 3 bolt RH mirrors; 245, 275, 305, 335, 380. New Holland T8010, T8020, T8030, T8040, T8050, TG210, TG215, TG230, TG245, TG255, TG275, TG285, TG305.	WL7800 —	— WL7805	159.95 kit 249.95 kit
Case-IH Magnum 200, 220, 240, 250, 280, 310; 340 (2014 & after), 370; Steiger/Quadtrac 330, 335, 350, 370, 380, 385, 400, 420, 430, 435, 450, 470, 480, 485, 500, 530, 535, 550, 600; STX275, STX280, STX325, STX330, STX375, STX380, STX425, STX430, STX440, STX450, STX480, STX500, STX530. New Holland T9.390, T9.450, T9.505, T9.560, T9.615, T9.670, T9020, T9030, T9040, T9050, T9060, TJ275, TJ280, TJ325, TJ330, TJ375, TJ380, TJ425, TJ430, TJ450, TJ480, TJ500, TJ530.	WL8100 —	— WL8105	124.95 kit 214.95 kit
Universal Mount Light Kit WL4800/WL4805 does not include harness or switch.			
Amber rotary beacon with universal bracket, mounts to vertical flat surface. Will mount to round pipe with u-bolt kit, order separately.	WL4800 —	— WL4805	119.95 kit 209.95 kit
Optional 12 ft. power harness with 7-pin round connector, use to power rotary beacon from plug on wagon.	WL4900		42.95 ea.

See pg. 478 for Replacement Rotary Beacon Lights and Components.



Order No.	Description - Fits Make	SHOUP Savings Price
Replacement Lights and Components		
WL4500	Hella Rotary Beacon Halogen Light with amber lens. 15/16" O.D. pole mount. Replaces original equipment light on AGCO, Case-IH, CAT, Challenger, Fendt, Ford, New Holland, Gleaner, John Deere, Massey Ferguson, White.	66.95 ea.
WL4550	Hella Rotary Beacon LED Light with amber lens. 15/16" O.D. pole mount. 8 LEDs. Fits same applications as WL4500 halogen light.	162.95 ea.
WL4250	Hella Halogen Work Light with clear lens, 1150 lumens. Rectangular, 5.0" x 4.4". Fits 15/16" O.D. pole mount.	94.95 ea.
WL4030	On/off 12v rocker switch, LED backlit. Mounts in round hole, includes 3 terminal connections.	3.95 ea.
WL5800	Threaded pipe kit with 4" harness.	38.95 kit
WL2110	Mounting bracket, accepts WL5800 pipe kit.	9.95 ea.
WL9405	Shield, blocks light from operator line of vision.	11.95 ea.
U-bolt Kits - mount WL4800, WL4805 or WL2110 to round pipe.		
WL4801	For 3/4" pipe O.D.	7.75 kit
WL4802	For 1" pipe O.D.	7.75 kit
WL4803	For 1-1/4" pipe O.D.	8.75 kit
WL4804	For 1-1/2" pipe O.D.	8.75 kit

Combine Rotary Beacon Kits

Combine kits include (2) amber light, bracket, harness, on/off switch. Available with Halogen or LED light.



Fits Make - Model	Order No's.		
	Halogen	LED	
John Deere 9400, 9410, 9450, 9500, 9510, 9550, 9560 walker, 9600, 9610, 9650 walker, 9660 walker, CTS, CTSII.	WL9000	—	509.95 kit
	—	WL9005	689.95 kit
John Deere 9560STS, 9570STS, 9650STS, 9660STS, 9670STS, 9750STS, 9760STS, 9770STS, 9860STS, 9870STS.	WL9200	—	509.95 kit
	—	WL9205	689.95 kit
Case-IH 1620, 1640, 1644, 1660, 1666, 1680, 1688, 2144, 2166, 2188, 2344, 2366, 2377, 2388, 2577, 2588, 5088, 6088, 7088.	WL2000	—	509.95 kit
	—	WL2005	689.95 kit
Optional 3rd Light Kits			
John Deere , use with WL9000/WL9005 or WL9200/WL9205 to add 3rd light to right front of combine. Includes light, bracket, harness adapter.	WL9600	—	134.95 kit
	—	WL9605	224.95 kit
Case-IH , use with WL2000/WL2005 to add 3rd light to right front of combine. Includes light, bracket, harness adapter.	WL2800	—	134.95 kit
	—	WL2805	224.95 kit



Rear View License Plate Camera Kit

High resolution, weatherproof camera with night vision makes this an excellent tool for hooking up trailers to your vehicle.

Kit includes camera on a universal license plate mount, 5" color monitor with suction cup mount, 30 ft. cable, power cable with cigarette lighter plug.

Order No.	Description	SHOUP Savings Price
25450	Rear View License Plate Camera Kit.	189.95 kit

INVISIONit Pendulum Camera Kit

Added Safety. Increased Efficiency. Enhanced View Field.



- Safety — no more need to crawl up and down the ladder when filling the trailer.
- Efficiency — one person can easily load the truck instead of 2 or more that is usually required.
- Specially designed 35° field of view allows the entire trailer to be seen front to back. Most cameras have a 120° field of view that would not allow the back of the trailer to be seen.
- Works on most makes of power fold tarps — hexagon, oval or rectangle.
- Easy locking system for road travel.

Order No.	Description	SHOUP Savings Price
46048	Pendulum camera kit. Includes wireless monitor and camera, trailer mounting bracket, mounting hardware.	985.95 kit
46049	Suction cup mount for in cab monitor.	53.75 ea.
46050	Trailer mounting bracket, used to mount Pendulum camera to additional trailers.	50.25 ea.



25100

RemoteView Camera Kits with LCD Display

Description	Kit Order No.		SHOUP Savings Price
	Wired	Wireless	
Single camera kit. Includes 1 high resolution camera, 7" color TFT-LCD monitor w/stand, video/power cable. Wired kits include 30 ft. camera cable.	25100	—	329.00 kit
	—	45100	449.00 kit
Dual camera kit. Includes 2 high resolution cameras, 7" color TFT-LCD monitor w/stand, video/power cable. Wired kits include 30 ft. & 65 ft. camera cables.	25200	—	469.00 kit
	—	45200	689.00 kit
Quad View camera kit. View up to 4 cameras simultaneously. Includes 2 high resolution cameras, 10" color monitor w/stand, video/power cable. Wired kits include 2 - 30 ft. camera cables. Order extra cameras and cables separately.	25405	—	679.00 kit
	—	45405	999.00 kit

Cameras: 18 LED, up to 32 ft. night visibility.
Wireless Range: 400 ft. w/clear line of sight.
Power: Operates 12-24v; max 12 watt.

Each wireless camera requires wired 12v power source or order 1 - 45020 battery pack per camera to operate remotely.

Monitor	Resolution	Dimensions
7"	480 x 234	4.5"H x 6.5"W x 1.5"D
10"	1024 x 600	6.5"H x 9.94"W x 2.5"D



25010

Order No.	Description	Price
25010	Wired camera, includes magnet.	134.95 ea.
25115	15 ft. camera cable.	29.95 ea.
25032	30 ft. camera cable.	34.50 ea.
25065	65 ft. camera cable.	46.00 ea.
45012	Wireless transmitter, converts wired camera to wireless.	226.00 ea.
45013	RemoteView wireless camera and transmitter. Add camera to a wired or wireless camera kit (monitor must have available camera inputs). Includes magnet.	295.00 ea.
45020	Rechargeable battery pack for wireless camera. Mount camera where there is no 12v power source available. Provides 7-8 hours of video. Includes AC/DC charger, 12v battery pack, magnet.	153.00 ea.
CC75	Cup Holder mount for monitors and cell phones. Securely holds any cell phone or monitor up to 4.5". Integrated swivel allows for horizontal or vertical mount. Ideal for mounting 7" camera kit in vehicle cupholders.	26.99 ea.



45012



25032



45013



CC75

Camera and Cable Kits to adapt OEM Displays

Kits include: (1) camera, (1) camera cable, (1) display adapter cable.



26562 Kit

Use with OEM Display

Kit Order No.
with 30 ft. cable with 65 ft. cable

John Deere Tractor GreenStar™ 2630. Expandable* to 3 cameras.	26562	—	299.00 kit
	—	26572	309.00 kit
John Deere Combine GreenStar™ 2630. Expandable* to 3 cameras.	26563	—	299.00 kit
	—	26573	309.00 kit
John Deere Tractor GreenStar™ 4640. Expandable* to 4 cameras.	26567	—	314.00 kit
	—	26577	327.00 kit
John Deere Combine GreenStar™ 4640. Expandable* to 4 cameras.	26568	—	314.00 kit
	—	26578	327.00 kit
John Deere 6R Tractors with Touch-Screen CommandCenter™. Not expandable.	26569	—	249.00 kit
	—	26579	262.00 kit
John Deere 7R, 8R/RT, 9R/RT Tractors, S Series Combines; R Series Sprayers (2017 & newer) with Touch-Screen CommandCenter™. Not expandable.	26560	—	220.00 kit
	—	26570	230.00 kit
John Deere R Series Sprayers (prior to 2017) with Touch-Screen CommandCenter™. Expandable* to 2 cameras.	26580	—	249.00 kit
	—	26590	262.00 kit
Ag Leader® Integra/Versa. Expandable* to 4 cameras.	26564	—	355.00 kit
	—	26574	365.00 kit
Ag Leader® InCommand™. Expandable* to 4 cameras.	26566	—	383.00 kit
	—	26576	393.00 kit
Case-IH/New Holland AFS® Pro 700, Intelliview IV. Expandable* to 3 cameras.	26565	—	299.00 kit
	—	26575	309.00 kit
Trimble FM750, CFX750, FM1000, FMX. To expand order additional 26561 or 26571.	26561	—	220.00 kit
	—	26571	230.00 kit

* To add to expandable kits, order additional 25010 cameras and 25032 or 25065 cables.



26566 Kit



25010



25032

Replacement Parts and Accessories

Order No.	Description	Price
25010	Wired camera, includes magnet. For OEM display kits.	134.95 ea.
26600	Wired camera with adapter. For John Deere S Series combines 2017 & after pre-wired with factory 5-pin Motec® cameras.	209.95 ea.
25032	30 ft. camera cable.	34.50 ea.
25065	65 ft. camera cable.	46.00 ea.

TractorMat™ Removable Floor Mats

Durable, form-fitting floor mat designed to fit your cab perfectly. Made in the USA from a flexible high grade plastic. TractorMat™ is easy to install and can be removed from the cab quickly for cleaning.



Order No.	Fits Models	Color	SHOUP Savings Price
John Deere Tractors, Sprayers and Combines			
SH50761	Tractors 4030, 4230, 4430, 4630 with Sound-Gard® Cab.	Black	189.95 ea.
SH98135	Tractors 4040, 4050, 4240, 4250, 4440, 4450, 4640, 4650, 4840, 4850 with Sound-Gard® Cab.	Black	189.95 ea.
SH54624	Tractors 4055, 4255, 4455, 4555, 4560, 4755, 4760, 4955, 4960 with Sound-Gard® Cab.	Black	189.95 ea.
SH11634	Tractors 7200, 7210, 7400, 7410, 7510, 7600, 7610, 7700, 7710, 7800, 7810.	Tan	189.95 ea.
SH24471	Tractors 7630, 7720, 7730, 7820, 7830, 7920, 7930, 8130, 8230, 8230T, 8330, 8330T, 8430, 8430T, 8530.	Tan	189.95 ea.
SH15817	Tractors 8100, 8100T, 8110, 8110T, 8120, 8120T, 8200, 8200T, 8210, 8210T, 8220, 8220T, 8300, 8300T, 8310, 8310T, 8320, 8320T, 8400, 8400T, 8410, 8410T, 8420, 8420T, 8520, 8520T. Sprayers 4700, 4710, 4720, 4730, 4830, 4920, 4930, 4940.	Tan	189.95 ea.
SH219391	Tractors 6105M, 6110M, 6115M, 6120M, 6125M, 6130M, 6140M, 6145M, 6150M, 6155M, 6170M, 6175M, 6195M, 6230, 6230 Premium, 6330, 6330 Premium, 6430, 6430 Premium, 7130, 7130 Premium, 7230, 7230 Premium, 7330, 7330 Premium, 7430 Premium, 7530 Premium.	Tan	189.95 ea.
SH23502	Tractors 6105R, 6110R, 6115R, 6120R, 6125R, 6130R, 6140R, 6145R, 6150R, 6155R, 6170R, 6190R, 6195R, 6210R, 6215R.	Tan	189.95 ea.
SH26729	Tractors 7200R, 7210R, 7215R, 7230R, 7250R, 7260R, 7270R, 7280R, 7290R, 7310R, 8225R, 8235R, 8245R, 8260R, 8270R, 8285R, 8295R, 8295RT, 8310R, 8310RT, 8320R, 8320RT, 8335R, 8335RT, 8345R, 8345RT, 8360R, 8360RT, 8370R, 8370RT, 8400R with foot throttle .	Tan	189.95 ea.
SH26727	Tractors 7200R, 7210R, 7215R, 7230R, 7250R, 7260R, 7270R, 7280R, 7290R, 7310R, 8225R, 8235R, 8245R, 8260R, 8270R, 8285R, 8295R, 8295RT, 8310R, 8310RT, 8320R, 8320RT, 8335R, 8335RT, 8345R, 8345RT, 8360R, 8360RT, 8370R, 8370RT, 8400R without foot throttle .	Tan	189.95 ea.
SH53763	Tractors 9360R, 9370R, 9410R, 9420R, 9420RX, 9460R, 9470R, 9470RX, 9510R, 9520R, 9520RX, 9560R, 9570R, 9570RX, 9620R, 9620RX.	Tan	189.95 ea.
SH56019	Tractors 7R210, 7R230, 7R250, 7R270, 7R290, 7R310, 7R330, 7R350, 8R230, 8R250, 8R280, 8R310, 8RT310, 8RX310, 8R340, 8RT340, 8RX340, 8R370, 8RT370, 8RX370, 8R410, 8RT410, 8RX410.	Tan	189.95 ea.
SH10106	Tractors 3033R, 3039R, 3046R, 4044R, 4052R, 4066R.	Tan	189.95 ea.
SH10577	Tractors 5075M, 5085M, 5090E, 5090M, 5100E, 5100M, 5100MH, 5115M.	Tan	189.95 ea.
SH27211	Tractors 6100D, 6100E, 6105D, 6105E, 6110D, 6115D, 6115E, 6120E, 6125D, 6130D, 6130E, 6135E, 6140D.	Tan	189.95 ea.
SH36727	Tractors 9460RT, 9470RT, 9510RT, 9520RT, 9560RT, 9570RT; Sprayers R4030, R4038, R4044, R4045, R4060.	Tan	189.95 ea.
SH22582	Combines S550, S650, S660, S670, S680, S690 includes sidehill.	Tan	189.95 ea.
SH25827	Combines S760, S770, S780, S790.	Tan	189.95 ea.
Case-IH, New Holland Tractor, Sprayer and Combine			
SH40289	Case-IH Magnum tractors 7110, 7120, 7130, 7140, 7150, 7210, 7220, 7230, 7240, 7250; 8910, 8920, 8930, 8940, 8950 without foot throttle .	Gray	189.95 ea.
SH47808	Case-IH Farmall tractors 65C, 75C, 85C, 90C, 95C, 100C, 105C, 105U, 110C, 110U, 115C, 115U, 120C, 120U. New Holland Powerstar™ tractors 65, 75, 90, 100; T4.55, T4.65, T4.75, T4.85, T4.90, T4.95, T4.100, T4.105, T4.110, T4.115, T4.120, T5.90, T5.95, T5.100, T5.105, T5.110, T5.115, T5.120.	Gray	189.95 ea.
SH47774	Case-IH tractors MX180, MX200, MX210, MX215, MX220, MX230, MX240, MX245, MX255, MX270, MX275, MX285, MX305; Magnum (model year 2019 & prior) 180, 190, 200, 210, 215, 220, 225, 235, 240, 245, 250, 260, 275, 280, 290, 305, 310, 315, 335, 340, 370, 380; Patriot sprayers 3230, 3240, 3320, 3330, 3340. New Holland tractors TG210, TG215, TG230, TG245, TG255, TG275, TG285, TG305, T8.275, T8.300, T8.320, T8.330, T8.350, T8.360, T8.380, T8.390, T8.410, T8.420, T8.435.	Gray	189.95 ea.
SH98346	Case-IH Steiger/Quadtrac tractors 350, 370, 400, 420, 450, 470, 500, 540, 550, 580, 600, 620; Titan Floaters 4030, 4530, 4540; Patriot sprayers 4430, 4440. New Holland tractors T9.390, T9.435, T9.450, T9.480, T9.505, T9.530, T9.560, T9.565, T9.600, T9.615, T9.645, T9.670, T9.700.	Gray	189.95 ea.
SH43612	Case-IH Maxxum tractors (2018 and newer with multi-control arm rest) 115, 125, 135, 145, 150. Puma 115, 125, 130, 140, 145, 150, 155, 160, 165, 170, 180, 185, 195, 200, 210, 215, 220, 225, 230, 240; Optum 270, 300.	Gray	189.95 ea.
SH48774	Case-IH AFS Connect™ Magnum tractors (model year 2020 & newer) 180, 200, 220, 240, 250, 280, 310, 340, 380, 400.	Gray	189.95 ea.
SH48610	Case-IH AFS Connect™ Steiger tractors (model year 2020 & newer) 370, 420, 470, 500, 540, 580, 620.	Gray	189.95 ea.
SH46082	Case-IH combines 5140, 5150, 6140, 6150, 7140, 7150, 7240, 7250, 8240, 8250, 9240, 9250.	Gray	189.95 ea.

Monitor Organizers for John Deere Tractors and Combines

Order No.	Description - Fits Models	SHOUP Saving Price
<p>CC25 holds 1 monitor on 12" arm. Mounts to threaded holes in front or rear cab corner post, hardware included. Mounting hole range 3-3/4" to 4-7/8" on center. Optional CC26 arm for 2nd monitor. CC25 and CC26 each have 11-3/8" monitor mounting area.</p>		
CC25	<p>Tractors 8000, 9000 & "R" series. Also 5000, 6000, 7000 series with 2 threaded holes in post, may require removing beverage holder on front right post.</p> <p>Sprayers 4700, 4710, 4720, 4730, 4830, 4920, 4930.</p>	49.95 ea.
CC26	Arm bracket to accept 2nd monitor on CC25.	25.50 ea.
<p>CC44, CC30, CC37, CC45, CC46 mount to right of operator above tractor control panel using existing holes at front and rear of cab, hardware included. Heavy-duty steel slide bracket. Includes utility tray on CC30, CC44; sold separately for CC37, CC45, CC46, CC50.</p>		
CC44	<p>Cup holders mounted on right side of cab may not be accessible; 4-wheel drive tractors with 1 or 2 hydraulic outlets only.</p> <p>36" monitor mounting area.</p> <p>Tractors 4030, 4040, 4050, 4055, 4230, 4240, 4250, 4255, 4430, 4440, 4450, 4455, 4560, 4630, 4640, 4650, 4755, 4760, 4840, 4850, 4955, 4960; 8430 (75-78), 8440, 8450, 8630, 8640, 8650, 8850.</p>	159.95 ea.
CC30	<p>Fits both wheel and track tractors. 40" monitor mounting area.</p> <p>Tractors 7630, 7720, 7730, 7820, 7830, 7920, 7930 with no right door. 8100, 8110, 8120, 8130, 8200, 8210, 8220, 8230, 8300, 8310, 8320, 8330, 8400, 8410, 8420; 8430 (06-09); 8520, 8530.</p> <p>4WD tractors with shift lever in armrest & without PTO 9100, 9120, 9200, 9220, 9230, 9300, 9320, 9330, 9400, 9420, 9430, 9520, 9530, 9620, 9630.</p> <p>Sprayers 4700, 4710, 4720, 4730, 4830, 4920, 4930, 4940.</p>	159.95 ea.
CC37	<p>34" monitor mounting area.</p> <p>Tractors 7600, 7610, 7700, 7710, 7800, 7810.</p>	164.95 ea.
CC45	<p>Fits both wheel and track tractors. 43" monitor mounting area.</p> <p>Tractors 7200R, 7210R, 7215R, 7230R, 7250R, 7260R, 7270R, 7280R, 7290R, 8225R, 8235R, 8245R, 8260R, 8270R, 8285R, 8295R, 8310R, 8320R, 8335R, 8345R, 8360R, 8370R, 9360R, 9370R, 9410R, 9420R, 9460R, 9470R, 9510R, 9520R, 9560R, 9570R, 9620R.</p>	149.95 ea.
CC46	<p>40" monitor mounting area.</p> <p>Tractors 7R210, 7R230, 7R250, 7R270, 7R290, 7R310, 7R330, 7R350, 8R230, 8R250, 8R280, 8R310, 8R340, 8R370, 8R410, 8RT310, 8RT340, 8RT370, 8RT410, 8RX310, 8RX340, 8RX370, 8RX410, 9R390, 9R440, 9R490, 9R540, 9R590, 9R640, 9RT470, 9RT520, 9RT570, 9RX490, 9RX540, 9RX590, 9RX640.</p>	159.95 ea.
CC50	<p>Mounts to right rear post of combine cab, hardware included. Front of bracket is supported with suction cup to window.</p> <p>26-1/2" monitor mounting area.</p> <p>Combines 9450, 9550, 9560, 9560STS, 9570STS, 9650, 9650STS, 9660, 9660STS, 9670STS, 9750STS, 9760STS, 9770STS, 9860STS, 9870STS.</p>	144.95 ea.
CC51	<p>6" x 9" Utility Tray bolts to monitor organizer, hardware included. Use with CC25, CC26, CC27, CC37, CC40, CC45, CC46, CC50.</p>	32.95 ea.



RAM Mounts for monitor organizers, see pgs. 483-484.

Monitor Caddie for John Deere Tractors

Provides a large flat surface for mounting monitors, cell phones and other electronic equipment in front of the operator for ease of use and viewing.

Order No.	Description - Fits Models	SHOUP Saving Price
36101	John Deere 30, 40, 50, 55 & 60 series 2-wheel drive and MFWD tractors with Sound-Gard® Cab. Steel construction.	49.95 ea.



Cab Caddie for John Deere Tractors

2 drink holders, compartment for operators manuals, pen/pencil slot. Black poly construction. Position next to hydraulic control levers.

Order No.	Description - Fits Models	SHOUP Saving Price
CC2	John Deere 30, 40 & 50 series 2-wheel drive tractors with Sound-Gard® Cabs.	54.95 ea.



Monitor Organizers for Case-IH and New Holland Tractors

Order No.	Description - Fits Models	SHOUP Saving Price
CC27	Mounts to existing holes in right front cab post. 11-3/8" monitor mounting area. Case-IH 7110, 7120, 7130, 7140, 7150, 7210, 7220, 7230, 7240, 7250, 8910, 8920, 8930, 8940, 8950, MX80C, MX90C, MX100, MX110, MX120, MX135, MX150, MX170; Maxxum 110, 115, 120, 125, 130, 140, 5120, 5130, 5140, 5220, 5230, 5240, 5250. New Holland T6020, T6030, T6040, T6050, T6060, T6070.	52.95 ea.
CC38	Monitor Bracket. Includes 6" x 9" tray. Case-IH 7110, 7120, 7130, 7140, 7150, 7210, 7220, 7230, 7240, 7250, 8910, 8920, 8930, 8940, 8950.	195.95 ea.
CC40	Mounts between cab rear view mirror and rear corner post. 38" monitor mounting area. Not for tractors with right door exit. Case-IH Maxxum 110, 115, 120, 125, 130, 140. New Holland T6020, T6030, T6040, T6050, T6060, T6070.	139.95 ea.
CC78	Mounts to existing holes in right front and rear cab posts. 41" monitor mounting area with removable 6" x 9" tray. Case-IH Magnum 180*, 190*, 210, 215, 225*, 235*, 245, 260*, 275, 290*, 305, 315*, 335, 340*, 370*, MX210, MX215, MX230, MX245, MX255, MX275, MX285, MX305.	214.95 ea.



* For tractors without monitor display arm on the MultiControl Armrest.



91051

LED Light Bars and Work Lights

Durable polycarbonate lens. Design provides very bright light requiring very little power to run them. All lights are instant on/off, no warm up.

Aluminum housings with black powder-coat for impact and corrosion resistance. 50,000+ hour lifespan. 1 year warranty.

Order No.	Height x Length	Pattern/Beam	LED's	Lumens	Volts	Amp Draw	SHOUP Savings Price
LED Light Bars Spot/Flood Combo: all purpose combination of distance and width.							
90651	1-5/8" X 6"	Spot/Flood Combo	6	3400	12v-24v	1.2	97.00 ea.
91051	1-5/8" x 10"	Spot/Flood Combo	10	5700	12v-24v	2.5	140.00 ea.
92051	1-5/8" x 20"	Spot/Flood Combo	20	11300	12v-24v	5	209.00 ea.
93051	1-5/8" x 30"	Spot/Flood Combo	30	13600	12v-24v	7.5	246.00 ea.
LED Work Lights Flood beam: wide pattern, shorter distance. Spot beam: narrow pattern, long distance.							
90420	4-1/2" Semi-Round	Flood	7	5000	12v-24v	2.9	119.00 ea.
90416	4-1/2" Semi-Round	Spot	5	6900	9v-32v	4.1	138.00 ea.
90320	3" x 3"	Flood	4	900	12v-24v	1.2	58.00 ea.
90400	Wiring Harness for one light , use with Light Bars 90651, 91051, 92051, 93051 and Work Lights 90420, 90416, 90320. Includes switch, fuse, connector. Cable lengths: 22" from relay to battery terminals, 102" from relay to switch, 100" from relay to light plug.						34.00 ea.
90405	Wiring Harness for two lights , use with Light Bars 90651, 91051, 92051, 93051 and Work Lights 90420, 90416, 90320. Includes switch, fuse, connector. Cable lengths: 22" from relay to battery terminals, 102" from relay to switch, 100" from relay to light plug.						42.75 ea.
Warning Lights							
2750	4-5/8" Round	Red rear lens - amber front lens, 21 diode			12v	53.95 ea.	
2763	4-5/8" Round	Amber lens front & rear, 21 diode			12v	53.95 ea.	
2752	4-1/2" Square	Amber lens front & rear, 21 diode			12v	71.95 ea.	

RAM Mount Products

Components constructed with black powder coated marine grade aluminum.

Class "B" RAM Components — 1" rubber ball mounts

Class "B" and Class "C" components are not compatible.

SHOUP
Savings Price



Order No.	Description	SHOUP Savings Price
Socket Arms — spring inside arm opens end sockets allowing the ball and socket connection to pivot providing maximum viewing angle adjustment.		
636215	Arm, 1.75" socket to socket.	16.50 ea.
636315	Arm, 3" socket to socket.	18.00 ea.
636615	Arm, 5.25" socket to socket.	26.25 ea.
Bases		
636314	2.5" diameter round base. 7 x .210" mounting holes.	10.25 ea.
636311	Diamond ball base mount; bolt pattern 2-hole AMPS 1.912".	8.95 ea.
636350	Single suction cup base for windshield mount.	21.10 ea.
636312	1.5" diameter round base. Fits most monitor organizers. Includes hand knob and rubber friction washer.	14.99 ea.
636318	M10 x 1.5" threaded stud, for John Deere threaded corner post; 5000, 6000, 7000, 8000, 9000 and R series tractors.	12.95 ea.
636345	Tough-Claw™ pipe mount. Fits pipe OD .625" to 1.50".	36.50 ea.
Adapters		
636357	2-ball adapter. 1" balls spaced 1.75" center to center.	17.50 ea.
636356	3-ball adapter. 1" balls.	44.75 ea.
636999	Double socket swivel arm adapter; 1.5" (Class C) to 1" (Class B).	26.25 ea.
Accessories		
636475	Self-leveling cup holder with 1" ball. Up to 16 oz. cup, 2.5" - 3.5" dia.	24.75 ea.
636474	Self-leveling cup holder with Tough-Claw™ mount.	36.95 ea.
636417	Self-leveling cup holder with 1" ball, XL. For 16 oz. - 32 oz. cup, adjustable 2.6" - 3.5" dia., 3.75" - 11" height.	44.75 ea.
636399	X-Grip® cell phone cradle; 3.25" max. phone width.	33.50 ea.
636398	X-Grip® with Tough-Claw™ mount; 3.25" max. cell phone width.	62.75 ea.
636589	X-Grip® large cell phone cradle; 4.50" max. phone width.	37.00 ea.
636489	Quick-Grip™ cell phone holder; max height 5.75", max width 3.25".	24.25 ea.
636497	XL Quick-Grip™ cell phone holder; max height 7.25", max width 3.625".	26.75 ea.
636599	X-Grip® Cradle for 7" tablets; width min. 2.50", max. 5.75".	45.75 ea.
636699	X-Grip® Cradle for 10" tablets; width min. 6.25", max. 8.10".	97.25 ea.
636355	RAM-A-CAN™ cup holder base with 3" socket arm and 636399 X-Grip® cell phone cradle. Fits most vehicle cup holders.	76.25 ea.
636393	Sun Visor with 1" ball, 8" x 13", green acrylic with 50% tint.	42.75 ea.

Electronic equipment not included.

Tough-Track™ Bases



636313	1.0" Class B Track ball with T-Bolt.	14.00 ea.
726313	1.5" Class C Track ball with T-Bolt.	18.00 ea.
726317	1.5" Class C Side Track ball.	21.75 ea.

Tough-Track™ Modular and Accessories

826040	9" Modular aluminum black RAM Tough-Track™.	19.50 ea.
826050	17" Modular aluminum black RAM Tough-Track™.	27.25 ea.
826060	Straight Connector for Aluminum Tough-Track™.	4.25 ea.
826070	90 Degree Connector for Aluminum Tough-Track™.	6.90 ea.

Tough-Track™ for Rails

826080	Inside track length 9". Fits rail diameters .625" to 1.25"	26.75 ea.
826090	Inside track length 15".	30.50 ea.
826100	Inside track length 9". Fits rail diameters 1.75" to 2"	31.25 ea.
826110	Inside track length 15".	40.25 ea.

RAM Components (Cont.)



RAM Mount Products

Components constructed with black powder coated marine grade aluminum.

Class "C" RAM Components — 1.5" rubber ball mounts

Class "B" and Class "C" components are not compatible.

Order No.	Description	SHOUP Savings Price
Socket Arms — spring inside arm opens end sockets allowing the ball and socket connection to pivot providing maximum viewing angle adjustment.		
726315	Arm, 2.50" socket to socket	25.75 ea.
726615	Arm, 4.50" socket to socket	27.75 ea.
726915	Arm, 8" socket to socket	49.95 ea.
Bases		
726314	2.50" dia. round base with 3/8"-16 threaded insert. 7 x .210" mounting holes.	19.50 ea.
726312	1.5" diameter round base. Fits most monitor organizers. Includes hand knob and rubber friction washer.	18.75 ea.
726344	3.625" square base; 4 x .270" mounting holes.	22.50 ea.
726311	Diamond ball base mount; bolt pattern 2-hole AMPS 1.912".	14.95 ea.
726320	2" x 6.25" rectangle mount; 24 x .220" mounting holes. Hole combinations adaptable to most monitors.	22.25 ea.
726330	U-bolt base; fits rails .75" to 1" diameter.	22.25 ea.
726340	U-bolt base; fits rails 1" to 1.25" diameter.	28.50 ea.
726350	Single suction cup base for windshield mount.	26.75 ea.
726370	Triple suction cup base for windshield mount.	62.25 ea.
726345	Tough-Claw™ pipe mount. Fits pipe OD .625" to 1.5".	41.25 ea.
Adapters		
726357	2-ball adapter. 1.50" balls spaced 2.5" center to center.	23.25 ea.
726356	3-ball adapter. 1.50" balls.	73.25 ea.
636999	Double socket swivel arm adapter; 1.5" (Class C) to 1" (Class B).	26.25 ea.
Accessories		
726299	Mount for iPad 2, 3, 4 used without case only.	40.75 ea.
726399	X-Grip® cell phone cradle; 3.25" max. phone width.	42.25 ea.
726250	Holder for 10" tablets with or w/o case. Height min 8.5"; height max 10.75"; width max. 7.75"; thickness max. .56".	61.75 ea.
726489	Quick-Grip™ cell phone holder; max height 5.75", max width 3.25".	33.45 ea.
726497	XL Quick-Grip™ cell phone holder; max height 7.25", max width 3.625".	36.20 ea.

Electronic equipment not included.

RV ReadyVision Cameras Wifi Cameras



- Two users can view the same camera with the ReadyVision app on any IOS or Android devices.
- Wi-Fi camera does not require internet or cellular service.
- Night vision camera with magnetic base.
- IP68 waterproof and shockproof rated.
- Reduce blind spots with 150° viewing angle.
- Real time video not guaranteed.
- Up to 100 ft. wireless range*.

* Obstructions will reduce maximum range.

ReadyVision Cameras are high-quality video monitoring Wi-Fi cameras viewed on iOS or Android mobile devices with no network or data access required.

Available in two versions:

1. 25700 - Heavy-duty metal housing camera with constant power supply connector and AC/DC adapter allowing continuous operation. Includes optional magnet base and external antenna for greater range.
2. 25705 - Built-in magnetic base and rechargeable internal battery capable of powering the cameras for up to eight hours without recharging.

Order No.	Description	Price
25700	ReadyVision 12v Wi-Fi Camera. Power from 12v DC source or 110v AC/DC adapter.	179.00 ea.
25705	ReadyVision Battery Powered Wi-Fi Camera.	199.00 ea.

RV ReadyVision Cameras License Plate Wifi Cameras



- Two users can view the same camera with the ReadyVision app on any IOS or Android devices.
- Wi-Fi camera does not require internet or cellular service.
- Protected from dust and can withstand being submerged in up to 5 ft. of water for 30 minutes.
- Reduce blind spots with 180° viewing angle.
- Real time video not guaranteed, FPS indicator lets you know how strong your connection is.
- Up to 30 ft. wireless range.

Order No.	Description	Price
25710	ReadyVision 12v License Plate Wi-Fi Camera.	99.00 ea.

Spring 2025 Featured Items

SHOUP® Replacement Sweeps for John Deere Quick Attach Perma-Loc™ Adapters



SH23809

Adapter shown for identification only.

- Install by simply pushing sweep over adapter by hand till it clicks into place. Changeover time can be nearly 5 times faster.
- Standard profile sweeps maintain original shape and width for the life of the sweep.



SH337623

SH337620

1/4" thick

Heat-treated

Width	Angle	SHOUP		SHOUP	
		Order No.	Savings Price	Order No.	Savings Price
Heat-treated					
Heat-treated & Hardfaced					
7"	47°	SH23807	13.49 ea.	SH43807	26.50 ea.
9"	47°	SH23809	14.49 ea.	SH43809	28.50 ea.
10"	47°	SH23810	14.95 ea.	SH43810	29.95 ea.

* Sweeps for use with John Deere Perma-Loc™ adapters only. Will not work with Nichols, McKay, Herschel, Wiese or other brand clips.

Order No.	Description - Fits Models	Replaces JD No.	
SH337620	Replacement Spring for 47° John Deere Perma-Loc™ adapter.	N237620	2.49 ea.
SH337623	Removal Tool for all John Deere Perma-Loc™ sweeps.	N237623	39.95 ea.

SHOUP® Replacement Parts for High Speed Discs



Order No.	Description - Fits Models	Replaces OEM No.	SHOUP Savings Price
DEGELMAN Pro-Till® 10, 13, 14, 17, 20, 26, 30, 33, 36, 40, 41, 45; KINZE MACH TILL™ 201, 261, 302, 331, 362, 401, 412			
SH143556	20" Smooth Blade; 6.5mm (.256), 4 bolt.	143556	74.95 ea.
SH143557	20" Notched Blade; 6.5mm (.256), 4 bolt.	143557	79.95 ea.
SH143553	20" V-Notched Blade; 6.5mm (.256), 4 bolt.	143553	79.95 ea.
SH131415	Hub Assembly for disc blade. SKF/PEER Brand.	131415	164.95 ea.
SH118279	Hex Bolt, mounts blade to hub assembly. For SH143556, SH143557, SH143553 (4 used).	118279	.55 ea.
SH118468	Flange Lock Nut for SH118279.	118468	.75 ea.
SH117171	4-bolt Bearing Unit; for Rubber Furrow Roller, Cage Roller. PEER TILLXTREME™	117171, GD117171	349.95 ea.
HORSCH Joker			
SH69503	20" Notched Blade; 6mm (.236), 5 bolt.	04559503	64.95 ea.
JOHN DEERE 2680H; NORWOOD Kwik-Till			
SH40002	20" Notched Blade; 6.5mm (.256), 4 bolt.	5NS90340002, 90-34-0002	69.95 ea.
SH40003	20" Smooth Blade; 6.5mm (.256), 4 bolt.	5NS90340003, 90-34-0003	69.95 ea.
SH40028	Hub Assembly for disc blade; includes locknut, washer. SKF/PEER Brand	5NS90340028, 90-34-0028	114.95 ea.
SH109584	Bolt with nylon patch, mounts blade to hub assembly. For SH40002, SH40003 (4 used).	5NS90109584	1.80 ea.
KUHN KRAUSE Interceptor			
SH80650	22" SoilRazor™ Blade; 5mm (.197), 4.8" bolt circle, 1-1/2" concavity, 28 wave blade. 8050-20, 8050-25, 8050-30, 8055-20, 8055-25, 8055-30, 8055-36, 8055-40. 28 wave SoilRazor™ blade replaces 32 wave Kuhn Krause blade.	Q8060750	99.95 ea.



Midland® Radios are limited to sales within the USA.



FRS & GMRS 2-Way Radios

For information and pricing see pg. 347.



For radios that require GMRS license visit the FCC website to apply.



Shoup Manufacturing Company
3 Stuart Drive
Kankakee, IL 60901
815.933.4439 phone
815.933.9597 fax

Customer Number

Code
S25-1

PRSR
BOUND PRINTED MATTER
U.S. POSTAGE
PAID
WALSORTH

BUY DIRECT & SAVE | QUICK DELIVERY | QUALITY SERVICE



SHOUP®
SPRING 2025

1.800.627.6137
www.shoupparts.com



CHECK BY PHONE